



# Dallas Independent School District

## District highlights from NCTQ's Roll call: The importance of teacher attendance

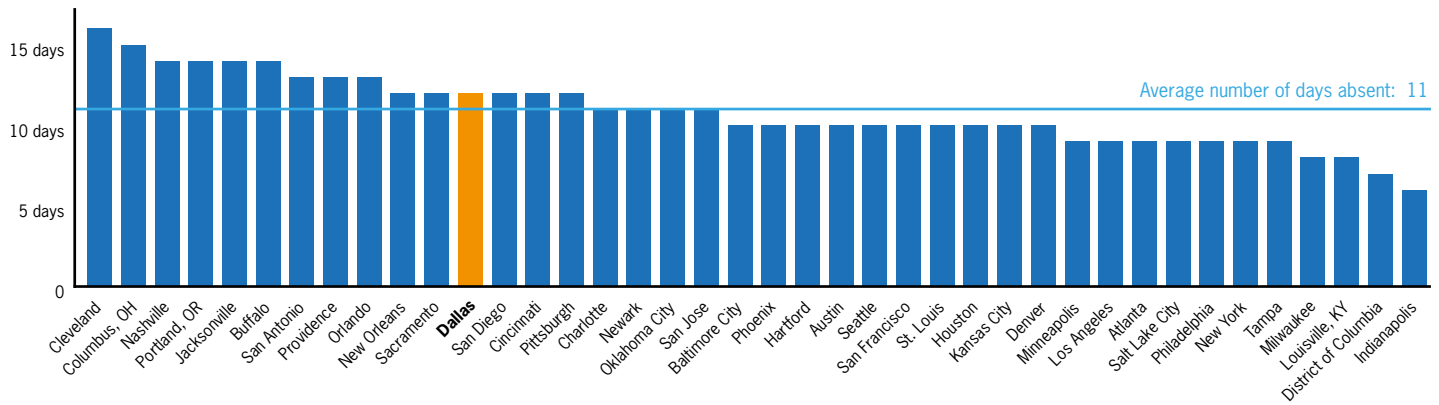
The following analysis reflects the 2012–2013 teacher attendance data sent by 40 large urban districts, including Dallas Independent School District, to the National Council on Teacher Quality. Long-term absences lasting more than 10 consecutive days were not included in order to exclude leave taken for serious illness and maternity/paternity leave.

### Dallas summary

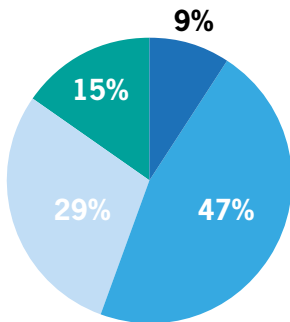
School poverty level	Number of teachers	Average days absent	Attendance rate	Excellent attendance (3 or fewer days absent)	Moderate attendance (4 –10 days absent)	Frequently absent (11 –17 days absent)	Chronically absent (more than 18 days absent)
Overall	234,031	11	94%	16%	40%	28%	16%
Dallas	9,395	12	94%	9%	47%	29%	15%
0 – 20%	42	15	92%	2%	36%	33%	29%
21 – 40%	121	10	95%	22%	50%	16%	13%
41 – 60%	365	13	93%	7%	44%	30%	19%
61 – 80%	702	13	93%	7%	40%	36%	17%
81 – 100%	8,165	12	94%	9%	47%	29%	15%

Poverty level of schools was based on students' eligibility for free- and reduced-price lunch.

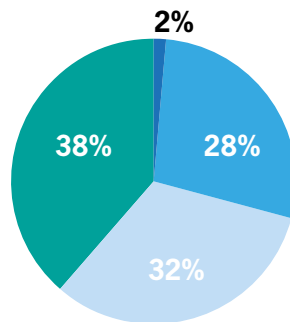
### Average days absent by district



### Percentage of teachers by attendance category



### Percentage of absences by attendance category



- Excellent attendance (3 or fewer days absent)
- Moderate attendance (4 - 10 Days absent)
- Frequently absent (11 - 17 days absent)
- Chronically absent (18 or more days absent)



### Percentage of teachers in attendance category by district

