


§ SUBSTITUTE TEACHER HANDBOOK 2014-2015



BROWNSVILLE INDEPENDENT SCHOOL DISTRICT HUMAN RESOURCE DEPARTMENT

BISD does not discriminate on the basis of race, color, national origin, sex, religion, age, disability or genetic information in employment or provision of services, programs or activities.

BISD no discrimina a base de raza, color, origen nacional, sexo, religión, edad, discapacidad o información genética en el empleo o en la provisión de servicios, programas o actividades

Brownsville Independent School District

Substitute's Handbook Receipt Form 2014 - 2015

Substitute's Legal Name: _____

Employee ID No.: _____

D.O.B. _____

I have received the BISD Substitute's Handbook and understand that I am responsible for complying with the policies and procedures outlined in it.

This handbook contains information on "Employment Policies," including the policy regarding "Sexual Harassment," as well as the sections pertaining to "Professional Ethics" and "Student Discipline."

I understand that all substitutes shall be held accountable upon violating any of the policies and procedures outlined in this substitute's handbook.

As such, I also understand that any substitute who violates the policies and procedures outlined in this substitute's handbook will be subject to disciplinary action as stated in the Brownsville Independent School District's Board Policies, and may also be subject to arrest by law enforcement officials and/or face legal action. This handbook is only a summary of the policies and should not be interpreted as a contract.

Substitute's Signature

Date

BISD does not discriminate on the basis of race, color, national origin, sex, religion, age, disability or genetic information in employment or provision of services, programs or activities.

BISD no discrimina a base de raza, color, origen nacional, sexo, religión, edad, discapacidad o información genética en el empleo o en la provisión de servicios, programas o actividades

(05/30/14)



Brownsville Independent School District

1900 Price Road Brownsville, Texas 78521-2417 (956) 548-8000 Fax: (956) 548-8010

Dr. Carl A. Montoya
Superintendent of Schools

June 17, 2014

To Brownsville ISD Substitute Teachers:

On behalf of the Board of Trustees and the Administration for the Brownsville Independent School District, I would like to welcome all of you to our great district. The purpose of this handbook is to familiarize you with our policies and guidelines and to provide you with the information needed to help you carry out your duties and responsibilities.

Effective Academic Year 2014-2015 all substitute teachers will work a maximum of 16 days per month.

Your role as a substitute teacher is a vital function in the continuation of our student's education. The professional substitute teacher ensures that the time spent in the classroom is productive and furthers the student's learning.

We are pleased that you have chosen to take on this role and to join us in fulfilling the mission of the Brownsville Independent School District. Have a wonderful year!

Sincerely,

A handwritten signature in cursive script that reads "Carmelita Rodriguez".

Carmelita Rodriguez
Classified Human Resource Administrator

SFE Phone Number

550-1030

SmartFind Express

www.bisd.us

<http://sems.bisd.us>

HELP DESK

698-1225 / 698-1226

PAYROLL DEPARTMENT

548-8391

EMPLOYEE BENEFITS

548-8061

**Help Desk Schedule: 8:00 a.m. – 10:00 a.m. (for issuing jobs)
3:00 p.m. – 5:00 p.m. (for questions or concerns)
MONDAY THRU FRIDAY**

TABLE OF CONTENTS

I.	General Information	5
	Introduction	5
	Change of Policy	5
	Mission Statement	5
	Administrative Authority	5
II.	Employment Policies	5
	Qualifications	5
	Credentials and Records Needed for Substitute Teaching	5
	Procedures to follow to be Placed on the Substitute List	6
	Employment after Retirement	6
	Educational Aide Exemption	6
	Criminal Record Checks	6
III.	Employment Requirements & Guidelines	7
	SmartFind Express (SFE)	7
	Change of Status	7
	Duty Hours	7
	Release from Assignment	8
	Duties & Responsibilities	8
	General Instructions	9
	Dress Code	10
	On the Job Injuries	10
	Professional Ethics	10
	Sexual Harassment	10
	Classroom Instruction	11
	Extra Duties	11
	Student Discipline	11
	Web-based Support and Information	12
	Evaluation of Substitute Teachers	12
IV.	Payroll Issues	13
	Salary Schedule	13
	Early Release Days	13
V.	Appendices	14
	Guidelines for Good Classroom Management	15
	School Calendar	16
	Pay Periods	17
	Campus Directory	18
	<i>SmartFind Express</i> Substitute Guide	19-28
	<i>SmartFind</i> Quick Reference Card	29-30
	Substitute Report Forms	31-36
	99 Ways to say “Very Good”	37
	Sponge Activities	38-54
	Helpful Sites for Teachers	55-57
	Monthly Assignment Log	58-61
	Board Policies	62

A Special Reminder

<u>School Schedule</u>		<u>Substitute Reporting Time</u>
High School	8:30 a.m. – 4:15 p.m.	8:30 a.m. – 4:15 p.m.
Middle School	7:30 a.m. – 2:50 p.m.	7:25 a.m. – 2:50 p.m.
Elementary	8:00 a.m. – 3:30 p.m.	8:00 a.m. – 3:30 p.m.
All Day Pre-K:	8:15 a.m. – 3:30 p.m.	8:00 a.m. – 3:30 p.m.
Pre-K: AM	8:15 a.m. – 11:15 a.m.	8:00 a.m. – 11:15 a.m.
PM	12:15 p.m. – 3:30 p.m.	12:00 p.m. – 3:30 p.m.
Half Day Pre-K Lunch	11:15 a.m. – 12:15 p.m.	

I. General Information

Introduction

This handbook has been prepared to provide information and clarify established procedures for all Brownsville Independent School District substitute employees. In addition, it will familiarize you with the policies and guidelines that apply to all substitute employees at BISD. *Please note: One of your first responsibilities is to be familiar with its contents. This handbook is only a summary of our policies and should not be interpreted as a contract between BISD and its substitute employees. Please contact Classified Human Resource Department if you have any questions.*

Change of Policy

The information herein is subject to change. Changes in district policies may supersede, modify, or eliminate the information summarized in this handbook. A copy of the BISD Board Policy Manual is updated and kept current as changes are made. The updated policies are kept in the office of your administrator/campus principal and may be found on-line at <http://www.bisd.us> on the homepage under "Policy On-Line".

Mission Statement

The mission of the Brownsville Independent School District, an international community respected for its rich cultural heritage, is to produce responsible, well-rounded graduates with the ability to pursue a post-secondary education; a capability for independent thinking and possessing a competitive edge in a multicultural, multilingual world by identifying and maximizing physical, financial, and human resources and by unifying community and school commitment to excellence in education and equal educational opportunity.

Administrative Authority

Substitute teaching services are administered centrally under the direction of the Classified Human Resource Administrator.

II. Employment Policies

Qualifications

1. Must be available to work on designated day availability not to exceed 16 days per month.
2. Must have access to a touch-tone telephone and adequate transportation.
3. Must have forty eight (48) college credited hours; may be substituted for ten (10) years of BISD service as a teacher aide. Vocational, non-core and remedial hours are not considered.
4. Must participate in an online training for substitute teachers. This online training includes basic information about the role of the substitute teacher, District Policies and Procedures and answers to most frequently asked questions.

Credentials and Records Needed for Substitute Teaching

1. Application, references and preference sheet.
2. Copy of High School Diploma, Transcript or G.E.D. Certificate in English.
3. Official College Transcripts.
4. A tuberculosis or chest X-ray report within 120 days prior to the first day of substituting. Doctor's report must be on file at the **Human Resource Department** once the applicant has been approved.
5. Employment Eligibility Verification Form (I-9).
6. Copy of Teaching Certificate (if applicable).

Procedures to Follow to be Placed on the Substitute List

A. New Substitutes

1. Submit a complete online application to the **Human Resource Department**.
2. Do online training for substitute teachers.
3. Participate in an interview with a designated District employee.
4. Finalize any necessary paperwork.
5. Register with *SmartFind Express*.

B. Returning Substitutes

Letter of Assurance forms are mailed to all cleared active substitutes prior to the end of the school year. Substitutes wishing to remain on the cleared list must return the letter of assurance form. Returning substitutes are also required to take online training for upcoming school year.

C. Substitute Online Training

Before beginning their duties all substitutes **must** participate in the online training provided by the Human Resources Department. This online training provides information on the *SmartFind Express System*, information regarding the role of the substitute, a review of District Policies including Sexual Harassment Training and most frequently asked questions.

Employment after Retirement

If you are considering returning to employment in the Texas public education field and are unsure of the effect such employment may have upon your status as a retiree, please contact the Teacher Retirement System at 1-800-223-8778.

Educational Aide Exemption

Through this tuition exemption program, eligible employees are exempted from tuition and fees while enrolled in courses leading to a teacher certification from a Texas public college or university. The Educational Aide Exemption was formerly available only to instructional aides; however it is now available to substitute teachers who have worked a total of 180 days in the last five years. For more information, call 1-800-242-3062, or visit the Texas Higher Education Coordinating Board's website at www.CollegeForTexans.com

Criminal Records Check

BISD conducts a criminal history background check on all applicants when they apply to be a substitute teacher; however, as per Texas Senate Bill 9, all certified educators holding an educator certification issued by the State Board for Educator Certification (SBEC), all classroom aides, and substitute teachers, whether certified or not and all non-certified employed by the District on or after January 1, 2008 are required to submit fingerprint information to the Texas Department of Public Safety. SB 9 requires that fingerprints be obtained in such a way that their national criminal histories can be reported and updated through the DPS Clearinghouse. All substitute teachers will be required to pay for their fingerprints and may schedule them at an L-1 vendor location or with the Human Resource Department.

III. Employment Requirements & Guidelines

SmartFind Express System (SFE)

The Brownsville Independent School District uses the *SmartFindExpress* System, which is a voice response, computer-based software used to contact eligible substitute teachers. The system reports the location, the absent teacher's name, the subject and/or assignment, the dates and times of the job and any special instructions. In order to hear or receive an assignment the substitute must be cleared for employment and be registered with *SFE*. To review available jobs, to cancel a job, to select the "do not disturb" option or review or modify your daily availability, please call (956) 550-1030, *Smart Find Express* at www.bisd.us or the Help Desk at (956) 698-1225. The Help Desk is available Monday through Friday from 8:00 a.m. to 10:00 a.m. and 3:00 p.m. to 5:00 p.m.

Change of Status

Notification of change in name, address, telephone number or removal from the list either permanently or temporarily, must be given IN WRITING to the Human Resource Department. Changes made to *SFE* are considered temporary only. Notification must be made in writing on the proper BISD Change of Personal Information form. Failure to notify the District in writing of the substitute's current telephone number will constitute abandonment of duties and will result in removal from the substitute call list.

Duty Hours

SFE has two call-out periods:

	<u>Today's Jobs</u>	<u>Future Jobs</u>
Weekdays	6:00 a.m.	4:30 p.m.-10:00 p.m.
Saturday	None	None
Sunday	None	6:00 p.m.-10:00 p.m.
Holidays	None	6:00 p.m.-10:00 p.m.

Please note: the substitute teacher should answer the phone personally, accept the assignment, and note the following information:

1. Name of the school
1. Name of the absent teacher
2. The grade or subject he/she will teach
3. The time he/she should report to that school
4. Job Order Number

Upon arrival, the substitute teacher will report to the principal's office for the day's assignment, instructions, keys, etc. Only the substitute reporting with a job order number will be paid for their services. **The job order number must be received by utilizing the *SFE* system; not through the teacher** requesting a substitute's service.

Punctuality

- Substitutes are expected to report to their assignments on time and are to remain on duty the same length of time as the employee they are replacing. The exact beginning and ending times may vary so be certain to verify with the *SFE* system. When in doubt, call the school to verify times and dates and to obtain directions to the school, if necessary.

Availability

- A substitute teacher is expected to be available for work on a regular basis. The district recognizes that there may be times when a substitute teacher may need to make themselves unavailable because of medical emergencies, family emergencies, etc. However, **a substitute teacher may not make himself/herself unavailable for more than fifteen (15) consecutive**

days without prior approval from the Human Resource Administrator or designee. Failure to secure prior approval may result in removal from the substitute call list.

Refusals

- Refusal of three (3) or more jobs in a thirty day period will result in disciplinary action up to and including removal from the substitute call list.

Assignments

- If the *SFE* system has not contacted you during any given five (5) day period, you must contact the Help Desk for an assignment. Failure to contact the Help Desk for a job assignment will constitute refusal of a job assignment. (Three or more refusals in a thirty day period will result in disciplinary action up to and including removal from the substitute call list.)

Release/Change from Assignment

When a substitute is on duty, he/she must continue in the assignment until officially released by the principal. It is the responsibility of the principal or his/her designated representative to release the substitute or to have him/her continue in the assignment.

Before leaving school, the substitute teacher must report to the principal's office for instruction.

A substitute teacher accepting a position through *SFE* will not be authorized to cancel the assignment in order to accept another assignment at a different campus.

A substitute teacher may be asked to change their assignment after they arrive at the designated campus or at any time during the day as the need arises. The substitute teacher is there at the will of the campus administrator and may be assigned, reassigned or removed at any time for any reason or for no reason as per the at will doctrine. The at-will employment doctrine applies to both short term and long term assignments. No written recommendation is required by the campus administrator. The principal shall be the instructional and administrative leader of the school. The principal shall: Approve all teacher and staff appointments for the campus and assume administrative responsibility and instructional leadership.

As such, the substitute is expected to demonstrate flexibility and cooperation with the school administration in its attempts to meet the instructional and safety needs of the students under their care. If the substitute refuses to work an alternate assignment made by the administrator, and they choose instead to leave the campus, they will be subject to disciplinary action up to and including removal from the substitute teacher list. Also, if a substitute teacher is asked to work during the teacher's conference period for a teacher other than the one assigned they are expected to accept this assignment at no additional pay.

Duties & Responsibilities

The following guidelines are applicable to all substitute assignments:

1. Introduce yourself to the class; write your name on the board.
2. Establish your authority as their teacher for the day. Let students know your expectations. A positive, but firm attitude will help make your day successful.
3. Start class promptly; this helps reduce discipline problems.
4. A substitute teacher is expected to be on duty the entire day and to perform the duties, both curricular and extracurricular, of the regular teacher.
5. A substitute teacher must endeavor to preserve the regular routine of the class and to perform duties of the regular teacher. He/she must follow the lesson plans left by the teacher unless otherwise instructed by the principal.

6. A substitute teacher placed in an assignment of long duration may call upon the appropriate persons for assistance.
7. A substitute teacher must not leave the building/campus during the day without the permission of the principal. Substitute teachers must not leave the campus at the end of the day unless they have signed out through the school office.
8. No visitors or guests may come to school with a substitute.
9. A substitute teacher will give the students their undivided attention while on duty.
10. A substitute teacher must not receive money from students unless otherwise instructed. If money is collected, it must be deposited with the secretary before leaving the building.
11. A substitute teacher must not lend money to students for any purpose.
12. Cellular phones and pagers are allowed on the school campus as long as they are turned off and out of sight during the entire school day. No personal calls should be made or received during the instructional day or during school meetings. This applies to texting as well.
13. A substitute teacher must not use the class computer unless it is part of the planned instruction. The computers are not for personal use. A substitute teacher must abide by District policies pertaining to the use of computers if necessary. A substitute teacher using the computer for personal use will be subject to disciplinary action up to and including removal from the District's substitute list.
14. The classroom must never be left unattended.
15. If the occasion arises that an item of value is taken from a student, this item must either be returned to the student or given to the principal before leaving campus.
16. A teacher's materials and supplies should not be used unless the lesson plans authorized their use. Any materials and equipment borrowed should be returned to the proper person before a substitute leaves campus. At the end of the day, the teacher's room and equipment should be left the way it was found. The teacher's desk, files and other storage areas should be regarded with respect.
17. The substitute is to refrain at all times from using corporal punishment.
18. The substitute is expected to report any unusual incidents.
19. A substitute teacher is not entitled to a planning period.
20. Any suspected child abuse must be reported immediately to Child Protective Services at (800) 252-5400 by the substitute teacher. In any case, the suspected abuse must be reported to Child Protective Services within 48 hours of the time the substitute teacher first becomes aware of the suspected abuse. The responsibility to make the report to Child Protective Service may not be delegated to another person. Additionally, the substitute teacher must notify the principal of the report.

General Instructions

Make notes for the regular classroom teacher about your day. Include information about problems during the day and any other information that you feel the teacher may want to know. If you were unable to follow lesson plans, if an assignment could not be completed or if you had to rearrange schedules, leave a note explaining why and complete the Substitute Report.

The substitute should be familiar with the guidelines and procedures used in each school. This information should be provided to substitutes when they check in at the school office each morning. The school should provide substitutes with the following: a general map of the school; emergency information; the schools general guidelines and procedures; and the school's crisis plan. If questions arise throughout the day, you should contact the school office or the principal.

Class attendance must be checked carefully and accurately at the beginning of the day and sent to the school office. Familiarize yourself with your surroundings so that you know how to evacuate the class in the event of a fire drill or other emergency. Know where the nearest exits are located and have a class roster with you as you evacuate the building.

Dress Code

The substitute teacher, as an employee of the district, must use good taste and dress appropriately to the needs of the assignment. A substitute should refrain from wearing blue jeans to an assignment unless the occasion warrants it. T-shirt, jeans and tennis shoes are not to be worn in the classroom, except in physical education.

On The Job Injuries

If you are injured while on the job as a substitute, you must report the injury to the principal immediately. This report must be completed no matter how small or insignificant your injury may be.

Professional Ethics

Professional substitutes have a responsibility to conduct themselves in an acceptable, appropriate manner for a professional setting at all times.

1. The substitute teacher has a professional obligation even though he/she is not a regular teacher. *The substitute teacher must use extreme caution in expressing personal opinions and reactions* about what is seen and heard in the classrooms of various schools in which assigned.
2. *Under no circumstances should a substitute criticize a regular teacher* or the students in the presence of other teachers or students. If deficiencies are found, discuss them with the principal.
3. The substitute teacher must avoid discussing school matters with outsiders and avoid comparing one school to another.
4. The chain of command must be followed.
5. The substitute teacher must refrain from promoting personal business for monetary or personal gain and must not conduct personal business during working hours.
6. See policy attachments: Employee Standards of Conduct DH (Legal), DH (Local), DH (Exhibit), Employee Welfare DIA (Legal), DIA (Local), DI (Legal), DI (Local), Student Welfare FFH (Legal), FFH (Local), Electronic Communications CQ (Legal), CQ (Local), CQ (Regulation).
7. The inclusion of religion in the study of history, culture, literature, music, drama, and art is essential to a full and fair presentation of the curriculum. Other than texts used in an appropriate course of study, the District shall not distribute religious texts or materials to students. Substitute teachers are not to pray, lead prayer, or discuss their religious beliefs with students at any time. Additionally, religious texts or materials shall not be distributed to students. (District Policy EMI)

Sexual Harassment

The Brownsville Independent School District takes its commitment to stopping sexual harassment in the workplace very seriously. Engaging in conduct which could be perceived as sexual harassment is strictly prohibited and is grounds for immediate removal for the substitute teacher calling list. Sexual harassment of an employee is defined as unwelcome sexual advances, requests for sexual favors; sexually motivated physical, verbal, or nonverbal conduct; or other conduct or communication of a sexual nature. Examples of sexual harassment include, but are not limited to sexual advances; touching intimate body parts; coercing or forcing a sexual act on another; jokes or conversations of a sexual nature; and other sexually motivated conduct, communication or contact.

Harassment of a District employee on the basis of the employee's race, color, gender, national origin, disability, religion, or age includes physical, verbal, or nonverbal conduct when this conduct is so severe, persistent, or pervasive that this conduct has the purpose or effect of unreasonably interfering with the employee's work performance; creates an intimidating, threatening, hostile, or offensive work environment; or otherwise adversely affects the employee's employment opportunities.

If an employee has complaint or concern, the employee should immediately report such behavior to their campus administrator or to the Classified Human Resource Administrator.

Sexual Harassment of a Student

Sexual harassment of students includes such activities as sexually oriented conversations, telephone students at home or elsewhere to solicit social relationships, and physical contact that would reasonably be construed as sexual in nature. It is imperative that as a substitute teacher you avoid all physical contact that may be construed as sexual in nature. Romantic or inappropriate social relationships between students and substitute teachers or other District employees are prohibited. Any sexual behavior or sexual harassment between a student and District employee is always prohibited, even if consensual.

Classroom Instruction

The successful substitute teacher is actively involved with instruction. This includes moving around the classroom often, checking student work and assisting with assignments. Many discipline problems can be avoided by the substitute's use of proximity to the students. It is a good idea to have some plans and activities of your own that can be used if there are no lesson plans, or if the class covers the planned material before the end of the period. Always use clear, consistent instructions in directing every activity.

The substitute teacher...

1. Is responsible for pupils, equipment, and materials assigned to his/her care.
2. Must not think that he/she is merely "filling in" or holding things together; rather, the substitute should do the work of the regular classroom teacher for the days assigned.
3. Must arrange for parent conferences only after consultation with the principal and the regular teacher.
4. Must keep in close contact with the regular teacher. If the assignment is to be for more than one day, the substitute should contact the principal concerning the advisability of contacting the regular teacher.
5. Is obligated to complete one classroom assignment before accepting another.
6. Must not assign written work and leave it to be graded, except by request of the regular teacher. Any written work assigned, which is beyond the lesson plans of the regular teacher, must be graded and left for him/her to examine.
7. In addition to the general information given above, the substitute teacher **must comply** with all instructions given to him/her by the principal. **This includes change of assignment.**

Extra Duties

The substitute teacher is expected to fulfill all extra duties that have been assigned to the regular classroom teacher/teacher aide. These duties may include lunch and hall duty or other special duties assigned by the school principal.

Student Discipline

Substitutes are expected to model and reinforce appropriate behavior in the classroom. Classroom rules are often posted and all students should know what the rules of behavior are and the consequences. Sometimes the most effective classroom management strategies will fail and individuals need to modify their behavior in order to resume effective teaching. Sarcasm is ineffective in the classroom and should not be used with students. Shouting at the students or calling them derogatory names may constitute verbal abuse and is strictly forbidden. In order to be successful in the treatment of students a substitute needs to be firm, fair, and consistent. Fairness and consistency are key issues with students, especially in the middle school.

Discipline problems tend to be minimized in a classroom where the substitute is prepared, organized, adaptable and demonstrates understanding. Encourage students to think of alternative solutions to the

conflict. Help the student see the consequences of his/her actions. Do not get into a power struggle with the student. Attempt to give the student (s) options, which will allow him/her to maintain their dignity.

1. Under no circumstances is a substitute teacher to administer corporal punishment to any student. The striking of a student or use of improper language will result in the substitute being taken off of the substitute list until an investigation is conducted. If it is found that the substitute committed such an infraction, then the substitute's name will be removed indefinitely from the list.
2. The substitute teacher is expected to maintain a level of discipline in the classroom that is favorable to good learning.
3. The substitute teacher is required to leave a written report (see page #83-88) for the regular classroom teacher any time it is necessary to discipline a student or if the student has been a disruptive factor in the classroom during the day.
4. If a student causes behavioral problems that are disruptive to the learning environment and when all efforts to maintain order have failed, the substitute teacher may refer student to the school office with a discipline slip or note explaining the circumstances. However, the substitute should never leave the students in the classroom unattended.
5. If a student runs out of the classroom, the substitute should not chase the student. Seek help from a nearby teacher or contact the office immediately for assistance.

Web-based Support and Information

The Substitute Teacher Handbook and other resources intended to enable substitutes to be more successful in their jobs are located on the District website at www.bisd.us and click on Employment.

Evaluation of Substitute Teachers

The campus principal or his designee will be responsible for evaluating the performance of the substitute teachers. In the event that a principal has a complaint about a substitute, he/she should contact the **Human Resource Department**, submit the form entitled "Administrator's Report of Substitute's Performance," and conduct an investigation of the complaint, if possible. Once the investigation is concluded, a complete report must be submitted to the **Human Resource Department**.

If an unfavorable report on a substitute teacher is received, the Human Resource Administrator may further investigate, and the substitute may be asked to report to the **Human Resource Department** for a conference. Following the conference, the substitute may be placed on probation, suspension for the remainder of the school year or removed indefinitely. Any unfavorable report will result in the removal of the substitute from the substitute teacher-calling list.

Substitute teachers may be removed from service to the District at any time it is deemed necessary and appropriated to do so. Removal from the system or deactivation may also result from not accepting jobs as directed through this Handbook, declining too many jobs, not keeping up with the daily availability/unavailability, not keeping personal information current, or for other reasons deemed necessary and appropriate. Examples of behaviors which may result in immediate removal from the Active Substitute List includes but is not limited to: use of profanity, leaving students unattended, falling asleep in the classroom, making sexually or racially inappropriate oral or written comments or displaying inappropriate graphic or physical conduct, or subjecting students to racial or sexual harassment; using alcohol or unlawful drugs on school premises; insubordination; willful violation of school rules or regulations; refusal to follow instructions and or lesson plans left by the classroom teacher; or any other inappropriate behavior. If circumstances warrant it, the substitute may be restricted immediately from service to the District, pending the outcome of any investigation. Substitutes may also be excluded from working at particular campuses if the school administration and the Human Resources Administrator conclude it is in the best interest of the District to do so. Each campus maintains its own exclusion list of substitutes it no longer wants to use as substitutes, but should submit the Administrator's Report of

Substitute Performance for review. *Please note: Substituting is not a contractual position. Therefore, the laws of property rights and due process do not protect substitutes.*

IV. Payroll Issues

Salary Schedule

Description	Daily Rate
Non Degreed	1 \$80.00
Degreed *	2 \$90.00
Certified**	3 \$115.00

*General College Bachelor's/Master's Degree **Teacher Certification

Special Notes

1. Substitutes reporting for 4 hours a day will be paid for half (1/2) day.
2. Substitutes accepting positions (1) one hour after school starts will be paid an hourly rate.
3. In order to be paid a full day or half day salary the substitute must report by the Scheduled time as per the SFE system.
4. The number of working days for each substitute is reported to the payroll department and checks will be direct deposited into your account upon completion of the reporting period. Pay for days worked after the close of any payroll reporting period will be included in the following month's payroll.
5. Pay rate change will be effective as of the day **Human Resource Department** receives proper documentation (i.e. Bachelors Degree, Teachers Certification).
6. BISD will not provide extra compensation for substitute teachers who cover classes during the conference/planning periods.

Early Release Days

If a substitute works on an early release day, he/she will be paid according to the following schedule:

A. Elementary Schools:

The substitute will be paid for a half (1/2) day only. On these days we do not go by the hours worked.

B. Secondary Schools:

The substitute will be paid according to the schedule at each campus. If a school runs a full day (i.e. all class periods), then the substitute will be paid for a full day. If the campus runs a shortened schedule, then the substitute will be paid for a half (1/2) day.

APPENDICES

CLASSROOM MANAGEMENT PRACTICE

Tips for Substitute Teachers

1. Always, ALWAYS, follow the classroom teacher's lesson plans (or whatever substitute instructions they have left. The top complaint I have heard from teachers, about substitutes, is that they do not follow the lesson plans.
2. Take time before school to review material that is unfamiliar. If this still does not help, try to find another teacher who will explain it to you. (The second most complaint I have heard from teachers, about substitutes, is that they did not know anything about the subject, and confused the students. Make every attempt to understand the lessons.)
3. Bring some fun extra things the students can do when, and only when, their work is done. At the elementary levels bring "fun sheets" for the students. Fun sheets can be pictures to color, dot-to-dots, word searches, mazes, or something else along that line. At the upper levels bring word puzzles and magazines.
4. Leave a note for the teacher at the end of the day. Let the classroom teacher know how the day went. Did the students struggle with a lesson? If so, let the teacher know. Did the students have fun with an activity? Again, let the teacher know. Remember to include the positives of the day as well as the negatives.
5. Make sure the room is in order before leaving. Another common complaint is that the teacher can never find books and papers when they return. Make an effort to stack handed-in assignments in a neat and organized manner where the teacher can easily find them. Put all books away where they were at the start of the day. Be sure the room in general looks orderly.

BROWNSVILLE INDEPENDENT SCHOOL DISTRICT



1900 Price Road • Brownsville, Texas 78521 • (956) 548-8000 • www.bisd.us

2014

July							August							September							
S	M	T	W	T	F	S	S	M	T	W	T	F	S	S	M	T	W	T	F	S	
			1	2	3	4						1	2			1	2	3	4	5	6
6	7	8	9	10	11	12	3	4	5	6	7	8	9	7	8	9	10	11	12	13	
13	14	15	16	17	18	19	10	11	12	13	14	15	16	14	15	16	17	18	19	20	
20	21	22	23	24	25	26	17	18	19	20	21	22	23	21	22	23	24	25	26	27	
27	28	29	30	31			24	25	26	27	28	29	30	28	29	30					
							31														

October							November							December							
S	M	T	W	T	F	S	S	M	T	W	T	F	S	S	M	T	W	T	F	S	
			1	2	3	4							1			1	2	3	4	5	6
5	6	7	8	9	10	11	2	3	4	5	6	7	8	7	8	9	10	11	12	13	
12	13	14	15	16	17	18	9	10	11	12	13	14	15	14	15	16	17	18	19	20	
19	20	21	22	23	24	25	16	17	18	19	20	21	22	21	22	23	24	25	26	27	
26	27	28	29	30	31		23	24	25	26	27	28	29	28	29	30	31				
							30														

First Class Day.....	August 25	
Last Class Day	June 5	
Make-up Days.....	Nov. 11, Feb. 27	
School Schedule		
High Schools	8:50-4:00	
Middle Schools	7:40-2:50	
Elementaries.....	8:15-3:15	
New Teacher Inservice	Aug. 14, 15 January 10, 17	
Staff Development Days		
Campus	August 18, 19	
District.....	August 20	
Teacher Preparation Days	Aug. 21, 22 December 19, June 8	
Teacher/Parent Planning	October 3 (Early dismissal for students)	
High School Graduation Dates7:30 PM		
Hanna	June 9	
Veterans Memorial	June 10	
Pace	June 11	
Lopez.....	June 12	
Porter.....	June 13	
Rivera	June 14	
BECHS	TBA	
Early Dismissal	Oct. 3, Feb. 26	
Early Dismissal Schedule		
High Schools	1:00	
Middle Schools	11:45	
Elementaries.....	12:15	
PEIMS Snapshot.....	October 31	
Six Weeks Grading Periods		
Period	Total Days	Last Day
1st 6 Wks.....	25 Days.....	Sept. 26
2nd 6 Wks.....	25 Days.....	Oct. 31
3rd 6 Wks.	28 Days.....	Dec. 18
1st Sem.....	78 Days	Dec. 18
4th 6 Wks.....	35 Days.....	Feb. 20
5th 6 Wks.....	28 Days.....	Apr. 10
6th 6 Wks.....	39 Days.....	June 5
2nd Sem.....	102 Days	June 5
TOTAL	Instructional Days...180	

2015

January							February							March						
S	M	T	W	T	F	S	S	M	T	W	T	F	S	S	M	T	W	T	F	S
				1	2	3	1	2	3	4	5	6	7	1	2	3	4	5	6	7
4	5	6	7	8	9	10	8	9	10	11	12	13	14	8	9	10	11	12	13	14
11	12	13	14	15	16	17	15	16	17	18	19	20	21	15	16	17	18	19	20	21
18	19	20	21	22	23	24	22	23	24	25	26	27	28	22	23	24	25	26	27	28
25	26	27	28	29	30	31								29	30	31				

April							May							June							
S	M	T	W	T	F	S	S	M	T	W	T	F	S	S	M	T	W	T	F	S	
			1	2	3	4						1	2			1	2	3	4	5	6
5	6	7	8	9	10	11	3	4	5	6	7	8	9	7	8	9	10	11	12	13	
12	13	14	15	16	17	18	10	11	12	13	14	15	16	14	15	16	17	18	19	20	
19	20	21	22	23	24	25	17	18	19	20	21	22	23	21	22	23	24	25	26	27	
26	27	28	29	30			24	25	26	27	28	29	30	28	29	30					
							31														

24 Holiday	24 Teacher Preparation
24 End of Six Weeks	24 Staff Dev. Campus
24 Make-Up Day	24 Staff Dev. District
24 Early Dismissal (All Schools)	24 New Teacher Inservice
24 Teacher/Parent Planning	

Holidays and Vacations

Independence Day	July 4
Veterans Day	November 11
Thanksgiving	November 24-28
Christmas (Students).....	Dec. 19-Jan. 2
Christmas (Employees)	Dec. 22-Jan. 2
Charro Days	February 27
Spring Break.....	March 9-13
Easter	April 3
Memorial Day	May 25

Board Approved: 3/4/14

SUBSTITUTE PAYROLL DUE DATES
2014-2015

REPORT WEEK		REPORTING DAYS	DUE IN PAYROLL	PAY DATE
Week #1	8/1/2014 - 8/1/2014	August 1, 2014 - August 29, 2014	9/9/2014	9/25/2014
Week #2	8/4/2014 - 8/8/2014			
Week #3	8/11/2014 - 8/15/2014			
Week #4	8/18/2014 - 8/22/2014			
Week #5	8/25/2014 - 8/29/2014			
5 Reporting Days				
Week #1	9/1/2014 - 9/5/2014	September 1, 2014 - September 30, 2014	10/8/2014	10/25/2014
Week #2	9/8/2014 - 9/12/2014			
Week #3	9/15/2014 - 9/19/2014			
Week #4	9/22/2014 - 9/26/2014			
Week #5	9/29/2014 - 9/30/2014			
22 Reporting Days				
Week #1	10/1/2014 - 10/3/2014	October 1, 2014 - October 31, 2014	11/5/2014	11/21/2014
Week #2	10/6/2014 - 10/10/2014			
Week #3	10/13/2014 - 10/17/2014			
Week #4	10/20/2014 - 10/24/2014			
Week #5	10/27/2014 - 10/31/2014			
23 Reporting Days				
Week #1	11/1/2014 - 11/7/2014	November 1, 2014 - November 30, 2014	12/5/2014	12/19/2014
Week #2	11/10/2014 - 11/14/2014			
Week #3	11/17/2014 - 11/21/2014			
Week #4	11/24/2014 - 11/28/2014			
Week #5	11/30/2014 - 11/30/2014			
14 Reporting Days				
Week #1	12/1/2014 - 12/5/2014	December 1, 2014 - December 31, 2014	1/9/2015	1/23/2015
Week #2	12/8/2014 - 12/12/2014			
Week #3	12/15/2014 - 12/19/2014			
Week #4	12/22/2014 - 12/26/2014			
Week #5	12/29/2014 - 12/31/2014			
15 Reporting Days				
Week #1	1/1/2015 - 1/2/2015	January 1, 2015 - January 30, 2015	2/11/2015	2/25/2015
Week #2	1/5/2015 - 1/9/2015			
Week #3	1/12/2015 - 1/16/2015			
Week #4	1/19/2015 - 1/23/2015			
Week #5	1/26/2015 - 1/30/2015			
20 Reporting Days				
Week #1	2/2/2015 - 2/6/2015	February 2, 2015 - February 27, 2015	3/6/2015	3/25/2015
Week #2	2/9/2015 - 2/13/2015			
Week #3	2/16/2015 - 2/20/2015			
Week #4	2/23/2015 - 2/27/2015			
19 Reporting Days				
Week #1	3/2/2015 - 3/6/2015	March 2, 2015 - March 31, 2015	4/8/2015	4/24/2015
Week #2	3/9/2015 - 3/13/2015			
Week #3	3/16/2015 - 3/20/2015			
Week #4	3/23/2015 - 3/27/2015			
Week #5	3/30/2015 - 3/31/2015			
17 Reporting Days				
Week #1	4/1/2015 - 4/3/2015	April 1, 2015 - April 30, 2015	5/6/2015	5/22/2015
Week #2	4/6/2015 - 4/10/2015			
Week #3	4/13/2015 - 4/17/2015			
Week #4	4/20/2015 - 4/24/2015			
Week #5	4/27/2015 - 4/30/2015			
21 Reporting Days				
Week #1	5/1/2015 - 5/1/2015	May 1, 2015 - May 29, 2015	6/5/2015	6/25/2015
Week #2	5/4/2015 - 5/8/2015			
Week #3	5/11/2015 - 5/15/2015			
Week #4	5/18/2015 - 5/22/2015			
Week #5	5/25/2015 - 5/29/2015			
20 Reporting Days				
Week #1	6/1/2015 - 6/5/2015	June 1, 2015 - June 30, 2015	7/8/2015	7/24/2015
Week #2	6/8/2015 - 6/12/2015			
Week #3	6/15/2015 - 6/19/2015			
Week #4	6/22/2015 - 6/26/2015			
Week #5	6/29/2015 - 6/30/2015			
5 Reporting Days				
Week #1	7/1/2015 - 7/3/2015	July 1, 2015 - July 30, 2015	8/6/2015	8/25/2015
Week #2	7/6/2015 - 7/10/2015			
Week #3	7/13/2015 - 7/17/2015			
Week #4	7/20/2015 - 7/24/2015			
Week #5	7/27/2015 - 7/30/2015			
0 Reporting Days				

*** TIME SHEETS ARE TURNED IN ON A WEEKLY BASIS*

* Due dates are subject to change.
REVISED 05/28/2014

CAMPUS DIRECTORY


School	Address	Phone	Fax	Principal
High Schools				
Hanna High School	2615 Price Road	956.548.7600	956.548.7602	Teri Alarcon
Lopez High School	3205 S. Dakota Avenue	956.982.7400	956.982.7499	Dahlia Aguilar
Pace High School	314 W. Los Ebanos Blvd.	956.548.7700	956.548.7710	Rose Longoria
Porter High School	3500 International Blvd.	956.548.7800	956.982.2892	Liz Valdez
Rivera High School	6955 FM 802	956.831.8700	956.831.8705	Aimee Garza-Limon
Veterans Memorial	4550 U.S. Military Hwy 281	956.574.5600	956.542.1341	Mary Solis
Early College High School	343 Ringgold Road	956.698.1476	956.548.8364	Dawn Hall
Alternative				
Brownsville Academic Center	3308 Robindale Road	956.504.6305	956.831.8267	Teresa de Saro
Brownsville Learning Academy	4350 Morrison Road	956.982.2860	956.831.8267	Dr. Edward Ude
Lincoln Park School	7 Orange Street	956.548.7880	956.982.3090	Hector Hernandez
Middle Schools				
Besteiro Middle School	6280 Southmost Road	956.544.3900	956.544.3946	Irene Hernandez
Cummings Middle School	1800 Cummings Place	956.548.8630	956.548.8218	Bertha Presas
Faulk Middle School	2000 Roosevelt Street	956.548.8500	956.548.8507	Carla Pereira
Garcia Middle School	5701 FM 802	956.832.6300	956.832.6304	Teresa Nuñez
Lucio Middle School	300 N. Vermillion Road	956.831.4550	956.838.2298	Jennifer Gonzales
Manzano Middle School	2580 W. Alton Gloor Blvd	956.548.9800	956.548.6772	Norma J. Garcia
Oliveira Middle School	444 Land O' Lakes	956.548.8530	956.544.3968	Cynthia Castro
Perkins Middle School	4750 Austin Road	956.831.8770	956.831.8789	Dr. Jose A. Puga
Stell Middle School	1105 Los Ebanos Blvd	956.548.8560	956.548.8666	Luis G. Segura
Stillman Middle School	2977 West Tandy Road	956.698.1000	956.350.3231	E.J. Martinez
Vela Middle School	4905 Paredes Road	956.548.7770	956.548.7780	Rosie Ara
Elementary Schools				
Aiken Elementary	6290 Southmost Road	956.986.5200	956.986.5208	Dora Fasci-Marquez
Benavides Elementary	3101 McAllen Road	956.350.3250	956.350.3273	Sherry L. Stout
Breeden Elementary	3955 Dana Avenue	956.554.4730	956.547.4305	Karin Treviño
Brite Elementary	450 S. Browne Ave	956.698.3000	956.831.5146	Esmeralda Tamez
Burns Elementary	1974 Alton Gloor Blvd	956.548.8490	956.548.8489	Alma S. Garza
Canales Elementary	1811 International Blvd	956.548.8900	956.548.8912	Margot Torres
Castaneda Elementary	3201 Lima Street	956.548.8800	956.548.8811	Nora Camargo
Champion Elementary	4750 Bowie Road	956.832.6200	956.832.6225	Blanca Lambarri
Cromack Elementary	3200 E. 30th Street	956.548.8820	956.548.8824	Frank Ortiz
Del Castillo Elementary	105 Morningside Road	956.982.2600	956.982.2622	Jose Luis Poy
Egly Elementary	445 Land O'Lakes	956.548.8850	956.982.3074	Pedro Vidal
El Jardin Elementary	6911 Boca Chica Blvd.	956.831.6000	956.831.6002	Marina Flores
Gallegos Elementary	2700 Avenida Rancho Viejo	956.547.4230	956.547.4232	Theresa Villafuerte
Garden Park Elementary	855 Military Highway	956.982.2630	956.982.2644	Arturo Gracia
Garza Elementary	200 Esperanza Road	956.982.2660	956.982.2682	Richard Torres
Gonzalez Elementary	4350 Jaime Zapata Avenue	956.831.6030	956.831.6040	Yolanda Kruger
Hudson Elementary	2980 FM 802	956.574.6400	956.574.6403	Loretta J. Dickinson
Keller Elementary	2540 W. Alton Gloor Blvd.	956.547.4400	956.554.7150	Christian Calderera
Longoria Elementary	2400 E. Van Buren St.	956.982.2700	956.982.2723	Myrta Garza
Martin Elementary	1701 Stanford Avenue	956.982.2730	956.982.3032	Gilda Jo Pena
Morningside Elementary	1025 Morningside Road	956.982.2760	956.982.2787	Jose H. Martinez
Ortiz Elementary	2500 West Alton Gloor Blvd	956.698.1100	956.546.6611	Melissa Werbiski
Palm Grove Elementary	7942 Southmost Road	956.982.3850	956.986.5070	Lily S. Cazares
Paredes Elementary	3700 Heritage Trail	956.574.5582	956.574.5584	Nicole Clint
Pena Elementary	4975 Salida de la Luna Rd.	956.547.7100	956.838.6545	Yolanda Turbeville
Perez Elementary	2514 Shidler Drive	956.982.2800	956.982.2806	Ruben Martinez
Pullam Elementary	3200 Madrid Avenue	956.547.3700	956.350-2880	Celia De Los Santos
Putegnat Elementary	730 E. 8th Street	956.548.8930	956.548.8947	Gabriela Rodriguez
Resaca Elementary	901 Filmore Street	956.982.2900	956.982.2916	Lucy Hernandez
Russell Elementary	800 Lakeside Blvd.	956.548.8960	956.548.8889	Bill Gutierrez
Sharp Elementary	1439 Palm Blvd.	956.982.2930	956.982.2948	Irma G. Segura
Skinner Elementary	411 W. St. Charles St.	956.982.2830	956.982.2849	Kim Moore
Southmost Elementary	5245 Southmost Road	956.548.8870	956.554.4245	Anabela Almanza
Vermillion Elementary	6895 FM 802	956.831.6060	956.831.1093	Socorro Houghtaling
Victoria Heights Elementary	2801 E. 13th Street	956.982.2960	956.982.2988	Michael Moreno
Villa Nueva Elementary	7455 Old Military Road	956.542.3957	956.544.0720	Celina Blackmon
Yturria Elementary	2955 West Tandy Road	956.698.0870	956.350.3207	Sandra Cortez
Regional School for the Deaf	2467 Price Road	956.548.8421		Janice Metsker-Galarza

SmartFindExpress

Substitute User Guide

Version 2.4

December 2013



STATEMENT OF CONFIDENTIALITY

This information has been prepared for the express purpose of providing your organization with information about the functions and use of the eSchool Solutions SmartFindExpress system. This material contains proprietary product information and may not be reproduced, used by, or disclosed to persons not in the employ of the recipient without the prior written consent of eSchool Solutions. **Company Confidential/Do Not Distribute – Do Not Post on Unsecured Web Sites (such as your district web site).**

Copyright ©2002-2013 by eSchool Solutions Inc. Confidential


Before any features are available, you must register with the system and create a PIN. The Access ID and PIN are used for all interactions with the system.

Registering with the System

1. Call the main system number.
2. Enter your Access ID, followed by the star (*) key.
3. When the system asks for your PIN, enter your Access ID again, followed by the star (*) key.
4. Create your PIN. Enter the PIN you want to use followed by the star (*) key. The PIN must be numeric, must meet the minimum length requirements for your system and cannot be more than 9 digits.
5. You will be asked to record your name. Record your name and when you have finished recording, press the star (*) key.
6. Next you will hear your callback number. This is the telephone number the system will use to call you. If this number is incorrect, enter the correct number now.

Logging into SmartFindExpress

1. Open your Internet browser and access the SmartFindExpress site. The system Welcome message and any district-wide announcements are displayed.
2. Two identifiers are required to log in to the system: User ID and Password. Click *Submit* to access the system.
3. If you have forgotten your password, click the **'Trouble signing in?'** link.
4. Follow the instructions on the screen and then click *Submit*. Your password will be sent to the email address on your profile.

 You must be registered with the system to use this feature.

District-wide Announcements



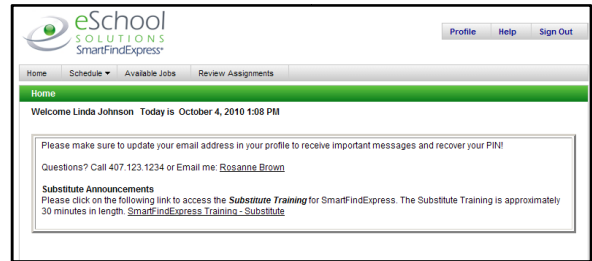
Enter
User ID
and
Password.

1. Enter User ID.
2. Enter Security Code.
3. Click *Submit*.

5. Upon successful login, the Substitute home page is displayed. From the home page, substitutes can manage personal information, review their work schedule, search for available jobs, and review assignments.

From your Home Page you can:

- ✓ **Modify Profile Information**
- ✓ **Get Help While You Work**
- ✓ **Review Announcements**
- ✓ **View/Modify Work Schedule**
- ✓ **Access Available Jobs**
- ✓ **Review Assignments**



Managing Profile Information

The **Profile** menu lets you view profile information, update your email address and passwords, and view/modify callback information.

View Profile Information

The system displays your current status and address. Contact your system administrator with any changes.

Update Your Email Address

You can easily update your email address. The system automatically sends Job Creation and Job Cancellation emails (if your district uses this feature). For more information, contact your System Operator.

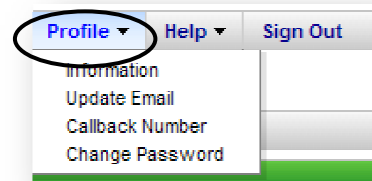
View/Modify Call Back Information

View/update your callback number or specify a temporary 'Do Not Call Until' time.

Change Password

Enter your current password and the new password. You can enter up to 9 digits. Click Save.

Note: If your district is configured to use Web Passwords, the Change Password feature will include an option to change the Web password.



E-mail

Email: bsmith@eschoolsolutions.com

New email:

Re-enter email:

Update
Email
Address

Profile

Call Back #:

Do Not Call Until: (hh:mm am)

Note: Enter a time that is up to 24 hours from now. If a time is not entered, you will be called during regular calling periods.

Change Password

Change Password

Phone Password (PIN)

Current:

New:
Numeric up to 9 digits

Confirm New:

Change Phone
Password (PIN)

Help

Getting Help While You Work

Click the Help tab to access Help guides and How-to videos.

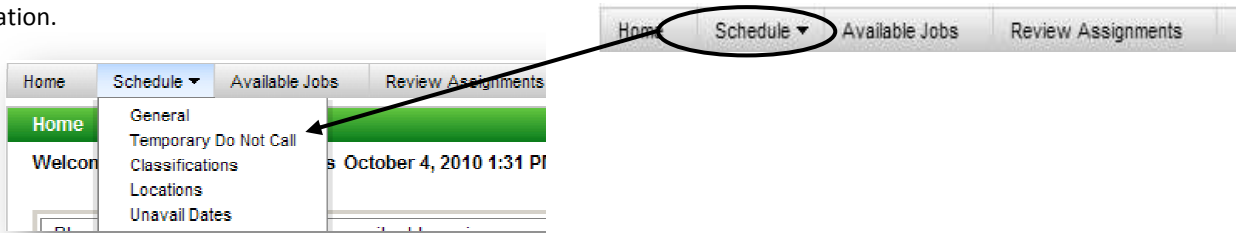
Sign Out

Exiting the System

Click the Sign Out tab to exit the system.

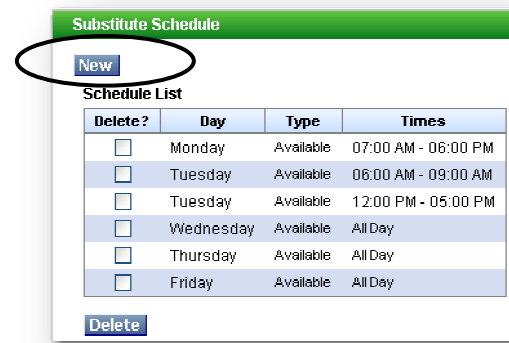
Schedule

Click **Schedule** to review or update work schedule information.



General

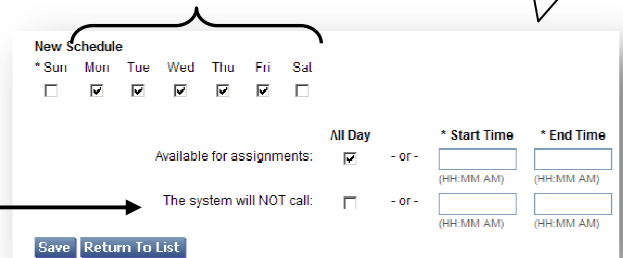
1. Click **General** from the Schedule menu to display your daily work schedule.
2. Click **New** to make changes to your schedule.
3. On the New Schedule screen, make any modifications to the days and times that you are available for work. The start and end times of the job are displayed.
4. If desired, set up Temporary Do Not Call times.



You can receive job offers (for future jobs) during calling periods on days that you have no availability unless the days/times are set up as "Do Not Call."

You will not receive calls for assignments during the time period you specify.

5. To delete a schedule, click the box next to the day you want to remove from your schedule and then click Delete.



Temporary Do Not Call

(This feature is also available from the Profile drop-down menu on your home page.)

1. View/Update your call back number. The number should include the long distance indicator and area code (if required) for the system to call from its location.
2. Specify a temporary 'Do Not Call Until' time if you do not want to be called by the system during the regular calling periods. T

The following characters can be used in the **Call Back #** field: (), -, *, #.

The screenshot shows a 'Profile' form with two input fields: 'Call Back #' and 'Do Not Call Until: (hh:mm am)'. Below the fields is a note: 'Note: Enter a time that is up to 24 hours from now. If a time is not entered, you will be called during regular calling periods.' and a 'Save' button.

Classifications

Click Classifications to see the Classifications you have indicated you will work. *If enabled by your district, this page will contain a New and Delete button for modifying your Classifications.*

The screenshot shows a 'Classifications' page with a 'Classification List' table. Below the table, the 'New' and 'Delete' buttons are circled in red.

Select	Code	Name
<input type="checkbox"/>	123	ART

The screenshot shows a 'Classifications' page with a 'Classification List' table.

Code	Name
003	CLASSIFICATION 003
005	CLASSIFICATION 005

Locations

Click Locations to see the Locations you have selected to work. *If enabled by your district, this page will contain a New and Delete button for modifying your Locations.*

The screenshot shows a 'Locations' page with a 'Location List' table. Below the table, the 'New' and 'Delete' buttons are circled in red.

Delete	Code	Name
<input type="checkbox"/>	101001	EMERSON ELEM

You will not receive job offers from any other locations unless you are specified.

The screenshot shows a 'Locations' page with a 'Location List' table.

Code	Name
101	Adelphi Elementary
102	TEST LOCATION 102
103	TEST LOCATION 103

Unavail Dates

1. To add unavailable periods for when you are not available to work, click New.

The screenshot shows an 'Unavailable Dates' page with a single 'New' button.

- Specify the date(s) and time that you are unavailable. If unavailable all day, click "All Day." Multiple unavailability times can be entered for a single day. All unavailability times are shown on the Calendar.

- To receive calls for future assignments during the date/time specified for unavailability, check the "Call for future assignments" box.

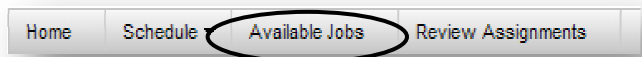
- To modify an unavailable date, display the Unavailable Date List. Click the Start Date link for the date you want to modify.

Delete?	Start Date	End Date	Start/End Time
<input type="checkbox"/>	09/08/2010	09/08/2010	All Day

- Make any updates to the unavailable date on the Modify Unavailable Date screen. Click Save.

Available Jobs

Click the **Available Jobs** Menu.



- Click Search to display all available jobs, or enter a date range for your search.



When the system calls out in the morning, the available jobs presented on the Web and the IVR are jobs for that day. You may be able to review available jobs for future dates if allowed by your district.

The list of available jobs can change at any time as other substitutes are accepting assignments and jobs are being created.

2. The system displays the list of available jobs. Job listings are preceded by a “Details” or “In Callout” link.

Action	Start Date/Time End Date/Time	Location Classification	Employee in for Work Days	Instructions Is Requested
Details	09/15/2010 08:00 AM 09/17/2010 03:00 PM	WASHINGTON ELEMENTARY SCHOOL TEST CLASSIFICATION 101	SMITH, JANE Wed	None No
Details	09/17/2010 08:00 AM 09/17/2010 03:00 PM	WASHINGTON ELEMENTARY SCHOOL TEST CLASSIFICATION 101	SMITH, JANE Fri	None No

3. Click the Details link for a job to display the job details.

4. View the details of the job on the Available Jobs Detail page. You can also accept the job, decline the job, or return to the jobs list.

Available Jobs

Available Jobs Detail

Job Status: Open/Open
 Employee in for: SMITH, JANE
 Location: WASHINGTON ELEMENTARY SCHOOL
 Address: 100 WASHINGTON LANE
 ANYTOWN, FL 33333
 Telephone: 407-333-3333

Classification: TEST CLASSIFICATION 101
 Voice Instructions: None
 Text Instructions: None
 Date: 09/15/2010 - 09/15/2010
 Weekly Schedule: Wednesday 08:00 AM - 03:00 PM

Select a reason for Declining before pressing Decline Job
 Decline Reason:

[Accept Job](#) [Decline Job](#) [Return To List](#)

Review job details

5. To accept a job, click Accept Job. The Available Jobs Confirmation screen displays. **If the system determines that a substitute is in the process of accepting the job on the IVR, the job will not be assigned.** If the job assignment is successful, a job number is displayed.

Available Jobs

Available Jobs Confirmation

[Job Number: 225](#)

Employee in for: SMITH, JANE
 Location: WASHINGTON ELEMENTARY SCHOOL
 Address: 100 WASHINGTON LANE
 ANYTOWN, FL 33333
 Telephone: 407-333-3333

Classification: TEST CLASSIFICATION 101
 Voice Instructions: None
 Text Instructions: None
 Date: 09/17/2010 - 09/17/2010
 Weekly Schedule: Friday 08:00 AM - 03:00 PM

[Return To List](#)

6. To decline a job, click Decline Job. You may be required to enter a reason for the decline. A Decline message displays on the Available Jobs screen.

When you click Return to List, the following changes may be occurred on the jobs list:

- Details links may show as In Callout for those jobs that are now available and in callout.
- In Callout links may show as Details links for those jobs still available, but no longer in callout.
- Additional jobs may have become available and now display on the list.
- Jobs that are no longer available have been removed from the list.

Available Jobs

Assignment declined successfully.

* Search From: * To:
(MM/DD/YYYY) (MM/DD/YYYY)

[Search](#)

- To review the details of a job currently being called on by the IVR, click the "In Callout" link for the job. The following message is displayed, "*This job is currently being offered to a substitute. You may retry later.*" Click Return to List to return to the jobs list.

Available Jobs

* Search From: 10/06/2010 (MM/dd/yyyy) Calendar * To: 10/07/2010 (MM/dd/yyyy) Calendar

Search

Action	Start Date/Time End Date/Time	Location Classification	Employee in for Work Days	Instructions Is Requested
Details	10/07/2010 05:30 AM 10/07/2010 02:00 PM	French Prairie - Nutrition Services Agriculture/Biology	Vacancy Thu	None No
Details	10/07/2010 07:30 AM 10/07/2010 03:30 PM	Shared Services - High School Campus - other Agriculture/Biology	Vacancy Thu	None No
In Callout	10/07/2010 07:30 AM 10/07/2010 03:30 PM	Shared Services - High School Campus - other Agriculture/Biology	Vacancy Thu	None No
Details	10/07/2010 07:30 AM 10/07/2010 03:30 PM	Shared Services - High School Campus - other Agriculture/Biology	Vacancy Thu	None No

Available Jobs

This job is currently being offered to a substitute. You may retry later.

Available Jobs Detail

Job Status: Open/Open

Employee in for: Vacancy

Location: Shared Services - High School Campus - other

Address: 1785 N. Front St.
Woodrum, OR 97071

Telephone: 15039812600

Classification: Agriculture/Biology

Voice Instructions: None

Text Instructions: None

Date: 10/07/2010 - 10/07/2010

Weekly Schedule: Thursday 07:30 AM - 03:30 PM

[Return To List](#)

Review Assignments

- Click the **Review Assignments** Menu.
- To review all assignments, click Search, or enter a date range or job number to display specific assignments. Select List or Calendar format.
- The default is to display results in List View. Click the Calendar radial button to display your assignments in Calendar format. The start and end times of the job are displayed.

Home Schedule Available Jobs **Review Assignments**

Review Assignments

Display Format: List Calendar

Search From: (MM/DD/YYYY) To: (MM/DD/YYYY)

Job Number: Note: Search by job number will not use the date range

[Search](#)

Calendar View

Calendar Assignments

Display Format: List Calendar

Search From: 11/07/2013 To: 11/09/2013

Job Number: Note: Search by job number will not use the date range

[Search](#)

Prev Month	November 2013							Next Month
Sun	Mon	Tue	Wed	Thu	Fri	Sat		
	4 08:00 AM - 10:00 AM 02:00 PM - 04:00 PM	5 Assign All Day	6 12:00 AM - 12:00 PM	7 Assign All Day	8 Assign All Day	9 Assign All Day		
10 08:00 AM - 10:00 AM 02:00 PM - 04:00 PM	11 Assign All Day	12 Assign All Day	13 Assign All Day	14 Assign All Day	15 Assign All Day	16 Assign All Day		
17 08:00 AM - 10:00 AM 02:00 PM - 04:00 PM	18 Assign All Day	19 Assign All Day	20 Assign All Day	21 08:00 AM - 10:00 AM 02:00 PM - 04:00 PM	22 Assign All Day	23 Assign All Day		
24 08:00 AM - 10:00 AM 02:00 PM - 04:00 PM	25 Assign All Day	26 Assign All Day	27 Assign All Day	28 Assign All Day	29 Assign All Day	30 Assign All Day		

List View

Job #	Start Date/Time End Date/Time	Location Classification	Employee in for Work Days
141	11/21/2013 08:00 AM 11/21/2013 04:00 PM	ZZ Test Location ZZ Test Classification	ZZ Test Employee, Thu

3. Click on the job number link for the assignment you want to review. The Review Assignment Detail screen is displayed.
4. If cancelling an assignment, the cancellation reason must be selected from the drop-down menu. **Once the Cancel Assignment button is pressed, a "cancelled successfully" message is displayed.**

Review Assignments

Review Assignment Detail

Job Number: 225
 Job Status: Active/Web Sub Search
 Employee in for: SMITH, JANE
 Location: WASHINGTON ELEMENTARY SCHOOL
 Address: 100 WASHINGTON LANE
 ANYTOWN, FL 33333
 Telephone: 407-333-3333
 Classification: TEST CLASSIFICATION 101
 Voice Instructions: None
 Text Instructions: None
 File Attachments: None
 Date: 09/17/2010 - 09/17/2010
 Weekly Schedule: Friday 08:00 AM - 03:00 PM

A Cancellation Reason is required to cancel this assignment
 Cancellation Reason:

24350	05/14/2010 07:30 AM	ZZ TEST LOCATION	ZZ Test Employee,
Cancelled	05/14/2010 03:30 PM	ZZ Test Classification	Fri

Finding and Accepting Jobs over the Telephone

Before any features are available, you must register with the system and create a PIN. The Access ID and PIN are used for all interactions with the system.

Call-in

From the main menu, select one of the following options.

1. Review or Cancel Assignments

Job information is played. Current and future jobs are played in job number order. After each job is played, you may be allowed to cancel the job. If this option is not played, contact the system operator. To cancel a job, enter a reason from the list of decline/cancellation reasons. Canceling an assignment on the day of the job may result in being disqualified from being offered other jobs for today.

2. Hear Available Jobs

If feature is enabled, listen to available jobs. During morning callout, only jobs for today are played.

3. Review or Modify Callback number

The number currently in your profile is played. Enter all digits that will be required to call you from the location of the system. Include the long distance code and/or area code.

4. Review or modify Temporary Do not Call Time

If feature is enabled, enter a time that the system can resume calling you.

5. Review or Modify Unavailability dates

Your current and future unavailability dates are played in start date order. You are not offered jobs that occur during this period. The unavailability period does not restrict you from calling the system and hearing jobs for any date.

Call-in (continued)

6. Review or Modify Daily Availability

- Review or delete time periods you are available to work.
- Enter a new time period you are available to work.
- Review or delete a time period you do not want to receive calls.
- Enter a new time period that you do not want to receive calls. When entering a time period, select the days/times.

7. Change PIN or Name Recording

Job Offers

When the system calls you about an open job, the job information will play, including the absent employee's name, the location, classification, and dates and times of the job. Also, if special instructions were recorded for the job, they will be played. You can accept or decline the assignment. If you decline the assignment you will be asked to enter a reason for the decline and you may be disqualified from other job offers for that day during the morning callout.

Assignment Cancellations

Substitute cancelled assignment notification calls are made once an hour during callout periods. The details of the cancelled job are played. You will automatically be made available for other jobs during the time period that was held by the canceled job.

Call-out

Substitutes are called and offered jobs. The system may also call to inform a substitute of an assignment cancellation.

A substitute can:

- **Press the star (*) key for the system to wait up to 2 minutes**

When the system calls, if someone else answers the telephone and has to locate you or you have to locate your login information, the system can be told to wait for approximately two minutes. If, at that time no Access ID is entered, the system will disconnect and record that the result of the call was a no answer.

- **Access the system**

Enter your Access ID and PIN, both followed by the star (*) key.

Browser Access Instructions

Web Browser URL www.bisd.us

Help Desk Phone Number 698-1225

Sign In

Open your web browser and access the SmartFindExpress Sign In page. Review the messages above the Sign In. Enter your Access ID and PIN. Review additional announcements on your home page, if any.

Profile Link

Choose the Profile link to view and update your information.

Profile Tab

- **Change your Callback Number**
Enter the telephone number where you can be contacted by the system. Include the '1' (long distance indicator) and area code only if required for the system to call you from the district office
- **Add Temporary Do Not Call setting**
Enter a time in HH:MM am or pm format for the system to resume calling
(The maximum is 24 hours from the current time)

Schedule Tab

- **Create a New Availability Schedule**
 - o Select *New* button
 - o Select *Save* button
 - o Select days of the week for the schedule by leaving boxes checked by that day
 - o Select the times you are available to work or do not want to be called. (Choose only one option)
 - Check box for all day or
 - Enter a start and end time range in HH:MM am or pm format
 - o Select *Save* button
 - o To Exit without saving changes, select the *Return to List* button
- **Modify your Availability Schedule**
 - o Choose day or days of the week you want to delete by checking the boxes by that day
 - o Select the *Delete* button
 - o Select the *New* button to add a new day of week or time. Follow the steps for "Creating a New Availability Schedule" as outlined above.
- **Delete an Availability Schedule**
 - o Select day(s) of the week you want to delete by checking the boxes by that day
 - o Select the *Delete* button

Classifications and Locations Tab

- Review classifications and locations you have chosen for possible assignments

Unavail Dates Tab

- **Create Unavailability Schedule**
 - o Select the *New* button
 - o Enter Start and End Date Range (MM/DD/YYYY) or use the calendar icon
 - o Select the *All Day* check box or enter the time range in HH:MM am or pm format
 - o Select the *Call for Future Assignments* checkbox, if during the unavailable time period entered you would still like to receive calls for future assignments. Leave box unchecked if you do not want any calls during this time
 - o Select *Save* button
- **Delete Unavailability Schedule**
 - o Place a checkmark in the desired date range box
 - o Select the *Delete* button

Available Jobs Link

Choose the Available Jobs link to view and accept assignments.

To view and accept jobs

- You must be available to work all days and times of the job
- You have specified that you will work at the location
- You are specified for the job

Follow these steps

- Select the date range for your search entering in the dates with forward slashes (MM/DD/YYYY) or using the calendar icon. Leaving dates blank will return all data
- Press the *Search* button to display the list of jobs
- Press the *Details* link to view the job details. Review the specifics and choose one of the following
 - o Select the *Accept Job* button. A job number will be assigned to you if the job has been successfully assigned to you. **Please record this Job Number.**
 - o Select the *Decline Job* button. Select a reason for decline from the drop-down list, then select the *Decline Job* button
 - o Select the *Return to List* button to return to the job listing

Review Assignments

Choose the Review Assignments link to review past, present and future assignments or to cancel an assignment

Follow these steps

- Select format for Assignment display. List or Calendar view
- Search for assignments
 - o Enter the date range with forward slashes (MM/DD/YYYY) for your search or use the calendar icon. Leaving dates blank will return all data
 - o Enter a specific job number (date range will not be used)
- Press the *Search* button to display the list of assigned jobs
- Choose the *Job Number* link to view job details
 - o Select the *Return to List* button to review other jobs assigned to you
 - o Select the *Cancel Assignment* button to cancel your assignment. Enter a reason for canceling from the pull-down list. Wait for the "Job was cancelled successfully" notification. You cannot cancel an assignment that has already started.

BROWNSVILLE INDEPENDENT SCHOOL DISTRICT
Classified Human Resource Department
1900 East Price Road, Suite #106
Brownsville, Texas 78521
(956) 548-8051

Daily Elementary Substitute Report

Directions: Please complete and return to the principal's secretary at the end of your workday.

Substitute's Name: _____ Substitute's Employee ID Number: _____

Campus: _____ Teacher's Name: _____

1) Did the teacher provide adequate lesson plans and clear instructions for you?

Yes No Comments:

2) Was a current seating chart provided?

Yes No Comments:

3) Were the staff members helpful to you?

Yes No Comments:

4) The assignments completed by the student may be found:

5) Comments:

A. Student behavior:

B. What I liked best about the class:

C. What would make my job easier:

D. Suggestions that might improve efforts to assist substitute teachers:

Substitute's Signature: _____ Date: _____

BROWNSVILLE INDEPENDENT SCHOOL DISTRICT
Classified Human Resource Department
1900 East Price Road, Suite #106
Brownsville, Texas 78521
(956) 548-8051

Daily Secondary Substitute Report

Directions: Please complete and return to the principal's secretary at the end of your workday.

Substitute's Name: _____ Substitute's Employee ID Number: _____

Campus/Subject: _____ Teacher's Name: _____

1) Did the teacher provide adequate lesson plans and clear instructions for you?
 Yes No Comments: _____

2) Was a current seating chart provided?
 Yes No Comments: _____

3) Were the staff members helpful to you?
 Yes No Comments: _____

4) For each class period taught, please list general student behavior, a summary of work completed, or an explanation for any deviation from the lesson plans. Please be specific about student behavior and any assignments not completed; attach additional pages if necessary.

Period 1:

E. Student behavior comments: _____

F. Lesson comments: _____

Period 2:

A. Student behavior comments: _____

B. Lesson comments: _____

Period 3:

A. Student behavior comments: _____

B. Lesson comments: _____

Period 4:

A. Student behavior comments: _____

B. Lesson comments: _____

Period 5:

A. Student behavior comments: _____

B. Lesson comments: _____

Period 6:

A. Student behavior comments: _____

B. Lesson comments: _____

Period 7:

A. Student behavior comments: _____

B. Lesson comments: _____

5) What would make my job easier: _____

6) Suggestions that might improve efforts to assist substitute teachers:

Substitute's Signature: _____ Date: _____

BROWNSVILLE INDEPENDENT SCHOOL DISTRICT
Classified Human Resource Department
1900 East Price Road, Suite #106
Brownsville, Texas 78521
(956) 548-8051

Teacher's Report of Substitute's Performance

Directions: Please complete and return to the principal's secretary at the end of your workday.

Campus: _____ Date(s) of Absence: _____

Teacher's Name: _____ Substitute's Employee ID Number: _____

Subject: _____ Substitute's Name: _____

1) Were the attendance procedures followed?

Yes No Comments:

2) Were your lesson plans followed?

Yes No Comments:

3) Did the substitute provide you with adequate information including a daily report?

Yes No Comments:

4) Was the room left in satisfactory condition upon your return?

Yes No Comments:

5) What type of reaction did the students have toward the substitute teacher?

Negative Positive Comments:

6) Do you wish to have this substitute teacher return to your room for future assignments?

Yes No Comments:

7) Additional comments:

Teacher's Signature: _____ Date: _____

BROWNSVILLE INDEPENDENT SCHOOL DISTRICT
Classified Human Resource Department
1900 East Price Road, Suite #106
Brownsville, Texas 78521
(956) 548-8051

Administrator's Report of Substitute's Performance

Directions: Please complete and return to the Classified Human Resource Department as necessary.

Campus: _____ Date(s) of Assignment: _____

Substitute's Name: _____ Substitutes Employee ID Number: _____

1) Is a Teacher's Report of Substitute's Performance completed and attached?
 Yes No Comments:

2) How did you become aware of the incident/situation?

3) Has an investigation been conducted? Yes No Comments:

4) Please describe incident and investigation results?

5) Would you call this Substitute in the future?
 Yes No Comments:

6) Was a conference with Substitute teacher done?
 Yes No Comments:

a) Date of conference:

b) Person's present:

c) Outcome:

7) Do you wish to have the Substitute removed from your campus priority list?

Yes No Comments:

8) Is it in the best interest of the students and the District to have this substitute removed from the District's Substitute Teacher List?

Yes No Comments:

9) Additional comments:

Campus Administrator's Signature: _____ Date: _____

99 WAYS TO SAY “VERY GOOD”

- You’re on the right track know!
 - You’ve got it made.
 - SUPER!
 - That’s right!
 - That’s good.
 - You’re really working hard today.
 - You are very good at that.
 - That’s coming along nicely.
 - GOOD WORK!
 - I’m happy to see you working like that.
 - That’s much, much better!
 - Exactly right.
 - I’m proud of the way you worked today.
 - That’s how to handle that.
 - You’re doing that much better today.
 - You’ve just got it.
 - That’s the best you’ve ever done.
 - You’re doing a good job.
 - THAT’S IT!
 - Now you’ve figured it out.
 - That’s quite an improvement.
 - GREAT!
 - I knew you could do it.
 - Congratulations!
 - Not bad.
 - Keep working on it your improving.
 - Well look at you go.
 - That’s it.
 - I’m very proud of you.
 - Marvelous
 - I like that.
 - Way to go!
 - Now you have to hang of it.
 - You’re doing fine!
 - Good thinking.
 - You are really learning a lot.
 - Good going.
 - I’ve never seen anyone do it better.
 - Keep on trying.
 - You outdid yourself today!
 - Good for you!
 - I think you’ve got it know.
 - That’s a good (boy/girl).
 - Good job, (person’s name).
 - You figured that out fast.
 - You remembered!
 - That’s really nice.
 - That kind of work makes me happy.
 - It’s such a pleasure to teach when you work like that!
 - EXCELLENT!
 - You’re really going to town.
- That’s the best ever.
You’ve just about mastered it.
PERFECT
That’s better than ever.
Much Better!
WONDERFUL!
You must have been practicing.
You did that very well.
FINE!
Nice going.
OUTSTANDING!
FANTASTIC!
TREMENDOUS!
You’re really going to town.
Now that’s what I call a fine job.
That’s great.
Right on!
You’re really improving.
You’re doing beautifully!
SUPERB!
Good remembering.
You’ve got that down pat.
You certainly did well today.
Keep it up!
Congratulations. You got it right!
You did a lot of work today.
Now you have it!
You are learning fast.
Good for you!
Couldn’t have done it better myself
Aren’t you proud of yourself?
One more time and you’ll have it.
You really make my job fun.
That’s the right way to do it.
You’re getting better every day.
You did it that time!
That’s not half bad.
Nice going.
You haven’t missed a thing!
WOW!
That’s the way!
Keep up the good work.
TERRIFIC!
Nothing can stop you now.
That’s the way to do it.
SENSATIONAL!
You’ve got your brain in gear today
That’s better
That was first class work.
I think you’re doing the right thing.

SPONGE ACTIVITIES FOR ELEMENTARY CLASSROOMS

1. INVENT A FOOD

Students have to invent an entirely new food. What's it going to be? Salty, Sweet? A packaged snack? A new vegetable or fruit? A fantasy food? And what will it be called, once they have suggested this new food? How will it be packaged and sold? Who will eat it? Is it slimy, gross, colorful, gooey, solid, liquid, or gritty? Have fun!

2. Whose GOT THE RHYTHM?

You will start a simple rhythm by clapping, tapping your feet, or using a ruler, for example, to tap out a short rhythm. It's up to the next student to copy that rhythm, and if successful, add one "note".

Then it goes to the next student, who again, if successful, must also add a beat of his or her choosing, and so on. When a student misses the rhythm, however everyone can clap (so this student won't feel bad) and this person will start a new rhythm, and go on from there.

3. WHISPER THE SECRET!

You will start a "secret message", using only the words, "short" and "long" (or two other words of your choosing that are opposites), that you write down a piece of paper. You might say, "Short, long, short, short," and then pass on the secret. Make your message longer for students in a 3rd or 4th grade, than for kindergarten students. See how it all comes out by the time it makes its tour around the room, and show your students the original message as written down on your piece of paper.

4. A WORD OF ADVICE

Discuss when people might seek advice; what might be their problems? Devise a few problems, and then see what kinds of advice your students, collaborating as a class, can come up to resolve those problems.

5. A BUCKET OF?

Have a plastic bucket ready in a corner of your classroom, full of strange little objects. For a sponge activity, your students can work in teams to come up with a unique use for whichever object you pull out of the bucket.

6. YOU TAKE IT FROM HERE

Pass out a box of colored pencils or colored crayons, where each student may take only one. Then give your students a theme, say, transportation, Thanksgiving, or sports. They may not say a word the entire duration of the exercise, so there is no communication. One student (you can start a different paper in each row if you are worried about maintaining a quiet classroom while the paper makes its rounds) starts with a piece of paper, and has only 5 seconds to start a design. He or she may have something entirely different in mind for the picture than the next student, so it's always interesting to see how it turns out. Give your finished picture a title, and put it on display.

7. A RECIPE FOR.....

Happiness! Success! Disaster? Fortune? Let your students choose the concept that you will all come up with a recipe for. Explain first what a recipe is, and how it typically is written (e.g. 2 cups of sugar, 1 stick of butter, 1 teaspoon of vanilla, mix well, add...., etc.). See how many cups of sunshine you need to mix into your batter for a perfect day, or how long you need to stir to make a friendship. This idea makes a great Parent Night display, with text written out to accompany student pictures for your final recipe.

8. WHAT I SEE

Your students have all been given a secret magnifying glass, and they get to see some pretty special things. Go out into a grassy field if you can, and spend some time just letting your students look

around with the magnifying glasses, with no further instructions. If it's not really feasible to go outside, then let them quietly and politely explore the classroom with their magnifying glasses. Have them come back to their desks after a specified amount of time, and then tell something imaginary they saw. (e.g. I saw a HUGE purple bug, with eyes that were diamonds, glittering in the sunlight! I wanted to grab it for its diamond eyes, but it looked at me so sweetly that I knew I should not touch it, etc.)

9. THE BEST THING

The best thing about school is... The best thing about lunchtime is.... The best thing about my classmate is.... The best thing about my family is.... The best thing about reading is... The best thing about summer is.... Your students can contribute topics so that you never run out of topics for your Best Thing Discussions. Let students take turns filling in the phrase, until you run out of ideas. You may wish to list them on the board, and include them in a monthly or weekly newsletter sent home.

10. DESIGN A SILLY HAT

Pass out pieces of art paper and instruct your students to design the silliest hat they can think of. When they show their completed pieces, ask them to tell you about who would wear such a hat, rounding out a character by giving him or her some character traits to go along with their hats.

SPONGE ACTIVITIES

1. “My favorite fill –in activity is called Who Has it? Who Doesn’t?”
This activity helps children develop observational skills and practice categorizing. Choose an observable object, such as hair ribbons, a watch, or a white shirt, and say, ‘Juan has it. Belen doesn’t. Homero has it. Andres doesn’t. When students think they know the answer, they raise their hands and ask, “Is it a watch?”(Or a ribbon or whatever objects you chose). The student who guesses first is the first to line up for recess, lunch, or wherever we’re going.”
2. Don’t Be Greedy!
“Students stand beside their seats and you roll a die, each time you roll the die, students add the number to the previous total, keeping a running score. Students can sit down at any time during the game, accepting the total at that point as their final score. For example if a student sits down after three rolls of the die showing 4, 6, and 1, he or she has a score of 11. The game continues until someone rolls a 2. The students still standing lose ALL their points—because they’ve been greedy! The seated student(s) with the highest score wins.”
3. Play What’s in the Box?
In this variation of 20 Questions, students ask questions requiring only yes or no answers and try to identify an object hidden in a box.
4. Ask a student to name a noun that begins with A, Have the next student name a noun beginning with B, and so on.
5. Ask students to name all the “green” words they can think of.
6. Silence
In silence, silence is the name of the game Students must arrange themselves in order without uttering a peep! For example, challenge students to silently sequence themselves according to height. The game can be adapted with very little preparation to fit almost any curriculum theme. For example, if the class is studying state capitals count out enough sticky notes for each student, on each note, write the name of a state capital. Each student wears a “capital” tag on his or her shirt. The students must silently sequence themselves in alphabetical order. You might make the game even more challenged by asking them to line up according to the state for each capital

Options: Students can create their own tags. They might write their birthdays on tags and arrange themselves in order from January 1 to December 31. They might write their seven-digit phone numbers as a seven-digit number and arrange themselves in numerical sequence.

Other categories: The possibilities are endless, but students might include U.S. presidents (arrange in order of the presidencies), fractions (arrange in order of size), clocks (arrange printed a.m. and p.m. clock faces in order of the time shown) or largest U.S. city populations (arrange tags with the largest cities and their populations Galaxy).
7. Dictionary Deception
This game is based on a popular box game. To start the game, the teacher chooses a word for which no student will know the meaning. The teacher writes the word on the chalkboard and writes the definition of the word on a sheet of paper from a small pad. Then the teacher hands a sheet of paper from the same pad to each student. The student must write on that sheet his or her name and a definition of the word, the teacher collects all the definitions. One by one, the teacher reads the definitions. Students consider each definition. Then as the teacher rereads them, the students vote for the definition that they believe is the real meaning of the words. Students earn a point if they guess

the definition correctly; they also earn a point each time another student selects their (fake) definition as the true meaning of the word. The person with the most points at the end of the game wins.

Some words to try

Fabulist (FA-beeyuh-list) – a creator or writer of fables

Coppice (KAH-PES)—a thicket, grove, or growth of small trees

Inquiline (IN-kweh-lign)—an animal that lives habitually in the nest or abode of another species

Miliaria (mi-lee-AR-ee-eh) – an inflammatory disorder of the skin characterized by redness, burning, or itching

Baht (bot) – a unit of money in Thailand

8. Chain Reaction

You can easily adapt this game to many areas of the curriculum. The teacher writes a category on the chalkboard—foods, for example. Each student writes the letters A to Z on a sheet of paper. The students have five minutes to create an alphabetical list of as many foods as they can think of. Then the game begins. The first student must tell the name of a food. The second person must give the name of a food that begins with the last letter of the food given by the first person. The third person must name a food that begins with the last letter of the second person’s food and so on. One at time, students are eliminated.

9. Pass the Chicken

In this game, nobody wants to hold the rubber chicken—the games only prop! To begin the game, all students sit in a circle. Select one person to be it. That person holds the rubber chicken. The teacher or a “caller” says to the person holding the chicken, “Name five presidents of the United States. Pass the chicken! As soon as the caller says “Pass the chicken” the person holding the chicken passes it to the right. Students quickly pass the chicken around the circle. If it returns to the original holder before he or she can name five presidents of the United States, the holder is still it. Otherwise, the person holding the chicken when it finishes listing five presidents is the new it. You should prepare the topic cards for this game in advance. Topics can relate to your curriculum or be general information topics. The students who is it must name five items in the called-out category in order to get rid of the dreaded chicken!

Some Suggested Topics

Fast-food restaurants

Vegetables

Candy bars made with chocolate

Authors of children’s books

Carton characters

Large bodies of water

Countries in South America

Musical groups

Animals found in salt marshes

Sports teams

Cereals

Cities in (your state)

Things that grow in the desert

Rivers in the United States

10. Take a number. Write it. Now make a face out of it.
11. List as many states as you can.
12. Write down as many cartoon characters as you can.
13. List all the things in your living room.
14. Write what you would do if you saw an elephant in your backyard.
15. List 5 parts of the body above the neck that have 3 letters.

16. List 1 proper noun for each letter of the alphabet.
17. How many animals can you list that begin with vowels?
18. List all the musical instruments that begin with "T".

A to Z

While waiting in line, each student in turn names something from a specified category. First student in line begins with A, and the other follow in turn. Allow 3 seconds for each answer. Categories could include:

- Cities in their home state
- Countries
- Characters from stories and books
- Proper nouns
- Musical instruments
- Action verbs
- Feeling verbs
- Animals
- Foods
- Famous people in a given category

Description Exercise

Display an object or picture to the class and have them come up with as many words as they can to describe it.

Standing in Line

As quickly as you can, name:

- Kinds of flowers
- Gems
- Teachers at this school
- Things made of cloth
- Uses for a brick
- Things you can do with your feet
- Characters in a given book, story or fairy tale
- Brainstorm lists of words for themes---ex: spring, space, inventors, holidays, characteristics of a hero, adjectives for a good athlete.

Who has it? Who Doesn't?

Teacher chooses an observable object such as hair ribbons, watch, white shirt, and says, "Ann has it, James doesn't." When someone thinks they know, they raise their hand and guess. Each student may make only one guess per object until everyone has had a chance, or until a given time limit has passed.

With younger students, the students who "have it" line up on one wall and the ones who don't "have it" line up on the other wall, so they can have visual clues to the criteria or concept.

UPPER GRADE SPONGES

1. Make up three names for rock groups.
2. Take a number. Write it. Now make a face out of it.

3. Name as many gems or precious stones as you can.
4. Write the names of all the girls in the class.
5. Name as many teachers at this school as you can.
6. List as many states as you can.
7. How many baseball teams can you name?
8. Write down as many cartoon characters as you can.
9. Write what you would do if you saw an elephant in your backyard.
10. List as many nouns in the room as you can.
11. List one proper noun for each letter of the alphabet.
12. Write one kind of food beginning with each letter of the alphabet.
13. List as many kinds of transportation as you can.
14. Name as many things as you can that you can wear on your head.
15. Name as many television game shows as you can.

SECONDARY SPONGES

1. List as many states as you can. Name their capitals. List the states in alphabetical order. List the states in rank order by size (largest population, number of Representatives in Congress, by regions, etc.)
2. Write: (a) an abbreviation, (b) a Roman numeral, (c) a trademark, (d) a proper name (biographical), (e) a proper name (geographical).
3. How many countries and their capitals can you name?
4. How many baseball teams can you name?
5. Turn to your neighbor. One of you tell the other about an interesting experience you have had. The listener must be prepared to retell the story to the class.
6. List all the things in your living room.
7. Name as many kinds of ice cream as you can.
8. List five parts of the body above the neck that have three letters.
9. List one manufactured item for each letter of the alphabet.
10. List one proper noun for each letter of the alphabet.

11. Write one kind of food beginning with each letter of the alphabet.
12. Name as many holidays as you can.
13. List as many U.S. Presidents as you can.
14. List as many models of cars as you can.
15. How many parts of an auto can you list?
16. Name as many countries of the world as you can.
17. List as many personal pronouns as you can.
18. List as many kinds of transportation as you can.
19. Write as many homonyms as you can. Example: past-passed.
20. Name as many movie stars (singers, cartoon characters, action figures, famous sports figures) as you can. Name the movies are they in?
21. Name as many politicians as you can. Name an idea they believe in. Tell what office they hold. Name the political party they represent.
22. List all the places you find sand.
23. List as many breakfast cereals as you can.
24. Make a list of the 10 largest things you know.
25. Name as many planets as you can.
26. List all the sports you can think of in X minutes.
27. List all the foods you can that have sugar in them.
28. List all the foods you can that have milk in them.
29. Name as many rock groups as you can that begin with the letters A-F.
30. Name as many teachers at this school as you can.
31. Name all the models of Ford (Toyota, Chevrolet, or other name brand) cars you can think of.
32. Name all of the parts of speech and give an example of each.
33. Why were these dates important: 1492, 1606, 1776, 1812?
34. Find these rivers on your map: Mississippi, Rio Grande, Colorado, Hudson.
35. Which television series can you name that have high school-aged characters as regulars?
36. Name as many airlines as you can.
37. Name the different sections of the newspaper.
38. Name as many islands as you can.
39. Name all the types of musical instruments you can think of.

40. Name all the foods you can think of that contain protein.
41. Name as many kinds of fish as you can.
42. Name all the words you can that begin with the prefix in
43. Name as many of the album titles of records by Ricky Martin, Madonna, Selena, the Beatles (update according to current interests of students).
44. Name all the countries that have the letter "E" in them.
45. Name as many animals as you can which cause harm to man, either directly or indirectly.
46. Name five books you've read recently that you really enjoyed.
47. Name a movie you saw recently that you did not enjoy and tell why.
48. Name as many places as you can remember where you and your family have spent vacations.
49. List things you would buy if someone gave you a \$100.00 gift certificate from Target (Toys-R-us, Nordstrom's, Staples, Home Depot, etc).

<http://coe.sdsu.edu/people/jmora/MoraModules/vocabularydev.htm>

MORE SECONDARY SPONGES

1. How many baseball teams can you name?
2. List all the things in your living room.
3. Name as many kinds of ice cream as you can.
4. List one manufactured item for each letter of the alphabet.
5. List one proper noun for each letter of the alphabet.
6. Write one kind of food beginning with each letter of the alphabet.
7. List as many breakfast cereals as you can.
8. Make a list of the 10 largest things you know.
9. Name as many planets as you can.
10. Name as many rock groups as you can that begin with the letters A-F.
11. Name as many teachers at this school as you can.
12. Name all the types of musical instruments you can think of.
13. Name all the countries that have the letter "E" in them.
14. List things you would buy if someone gave you a \$100.00 gift certificate from Target (Toys-R-us, Nordstrom's, Staples, Home Depot, etc).

Guess the Shape

Make twelve (12) to fifteen (15) shapes using tag board. Using the overhead projector, cover one shape with paper and slowly uncover it, stopping it at different points to have your students guess the shape.

Plan the Voyage

Have your kids think about what the Pilgrims may have taken with them on their trip, being limited to only one trunk per family. They should realize that some families had children and servants with them, and yet they were still only allowed one trunk.

Shortest to Tallest

Have your class arrange themselves from shortest to tallest. Work with them to come up with a game plan and then have them see how fast they can accomplish this feat. You may want them to just do this by sight or you may encourage them to be precise by using measurements.

Reading a Clock

This activity uses the large cardboard clocks that most younger grade classes have. You will need to make a clock or use a real one if you do not have these clocks. Simply make different times on the clock and have students tell you the time. You can also name a time and have different students come up and show the class the time on the clock face. They will enjoy this!

Quick Math

Have your class figure out some of the following problems: 1. How many hands are there in the classroom?

2. How many fingers are there? 3. How many noses? Encourage the students to find answers without counting one-by-one.

Find the Shapes

Have your kids look around the room, finding shapes. Have them try to find as many different kinds of shapes as possible. You may want to specify a shape for which to have them look. You may want to make a simple chart of shapes out of butcher paper that you can keep adding to as you have extra time.

Hidden Sentence

Adverbs

Find and circle all of the adverbs that are hidden in the grid.
The remaining letters spell a secret message.

Free Printable Word Search Puzzles

S O O N O W H E R E A D V D H G I H A E
R B W I S E L Y S Y L T N E G N O L L D
T H E R E M N I A G A I E A S I L Y M R
O E Y Y L K C I U Q H Y L W O L S D O A
I R L F Y Y O N C E D F Y V G F E R S W
F O L D O A B N B A H E A D R A R B T E
O F A R E R D R E S Y L T N E S E R P M
R E E A A A E R A T N D S R A T V A D O
W B R W R J L V E E F S R E T O E E S H
A C A P L A T I E T N O I V L D N L S V
R Y M U Y K C A B R S M F E Y A A O E R
D Y T O M O R R O W B E E W S Y M R L A
W A L T N A T Y O R N W Y O D E E I N T
H E H T R T L R I S T H B H T H T W O H
E E E E E T H S O R S E T I W T O H E E
N R L K F I K L A H L R M Y L D U O L R
C Y A O L L U P Y O S E N E Q U I T E D
E V S E Y Y A Q W R S A S Y A W L A B S

ACROSS	BEHIND	HENCE	ONCE	SOMETIMES
AGAIN	BELOW	HIGH	PRESENTLY	SOMEWHERE
AHEAD	BRISKLY	HOMEWARD	QUICKLY	SOON
ALMOST	DOWN	HOWEVER	QUIETLY	THEN
ALREADY	EARLY	LITTLE	QUITE	THERE
ALSO	EASILY	LONG	RARELY	TODAY
ALWAYS	FAST	LOUDLY	RATHER	TOMORROW
ANYWHERE	FIRST	MONTHLY	REALLY	UPWARD
APART	FOREVER	NEARBY	SHORT	WEEKLY
AWAY	FORWARD	NEVER	SLOWLY	WISELY
BACK	GENTLY	NOWHERE	SOFTLY	YESTERDAY
BEFORE	GREATLY	OFTEN		

[Did you enjoy this puzzle? Visit:](#)

<http://www.puzzles.ca/wordsearch.html>

USA Presidents Word Search

Find and circle all of the United States Presidents that are hidden in the grid.
The remaining letters spell an Abraham Lincoln quotation.

M N O S L I W E R E L Y T L E A G N
A H O O V E R T A Y L O R V E N N A
D F D R O O S E V E L T O N O M I M
I N T P M H I E G D I L O O C O D U
S O N L I J Q A D A M S S R N N R R
O X L O G E F F M O I R E E G R A T
N I B T S O R A O R M O V A W O H N
F N H U R R B C R N L R E G B E W E
R O S D C O E A E I O N L A U A J R
K W U N L H H F N I O S T N S W A U
E R B A J B A C F S S M N H H R D B
N E W L O T O N K E C E I H T H A N
N T H E H L A C A K J N N H O I M A
E R G V N C A F I N G H U H A J S V
D A R E S J C N T T A R N B O Y A E
Y C A L O D L N O S I R R A H W E O
N E N C N E T N N O T N I L C O E S
D A T Y Y P O L K G A R F I E L D R

WASHINGTON
J ADAMS
JEFFERSON
MADISON
MONROE
J Q ADAMS
JACKSON
VAN BUREN
W HARRISON
TYLER
POLK

TAYLOR
FILLMORE
PIERCE
BUCHANAN
LINCOLN
A JOHNSON
GRANT
HAYES
GARFIELD
ARTHUR
CLEVELAND

B HARRISON
MCKINLEY
T ROOSEVELT
TAFT
WILSON
HARDING
COOLIDGE
HOOVER
F D ROOSEVELT
TRUMAN
EISENHOWER

KENNEDY
L JOHNSON
NIXON
FORD
CARTER
REAGAN
G H W BUSH
CLINTON
G W BUSH
OBAMA

[Did you enjoy this puzzle? Visit:](#)

Word Unscramble

1. garlabe _____

2. rat _____

3. nbda _____

4. ogboyil _____

5. ulucsac _____

6. etircyhms _____

7. hnziicietps _____

8. eutosrcmp _____

9. raadm _____

10. omsiccneo _____

11. gpgayohre _____

12. ogygleo _____

13. mtreygoe _____

14. margram _____

15. ymg _____

16. ryoshti _____

17. oehm omccisneo _____

18. aueanlgg rsat _____

19. iuatreertl _____

21. tmha _____



Grammar Hunt

Activity Sheet

Name _____

How many grammar elements can you find in the newspaper? Here are the rules:

- Select one section of the newspaper.
- When your teacher says "go," begin looking for an example of each element in the chart.
- Write each example in its appropriate box. If you finish early, find additional examples.

Each section of the chart that has at least one example is worth 10 points

Each section of the chart that has two or three examples is worth 15 points

Each section of the chart that has more than three examples is worth 25 points

Common Noun	
Proper Noun	
Linking Verb	
Action Verb	
Irregular Verb	
Adjective	
Adverb	
Article	
Appositive	

Compound Sentence	
Pronoun	
Adverb Phrase	
Adjective Phrase	
Participial Phrase	
Conjunction	
Interjection	

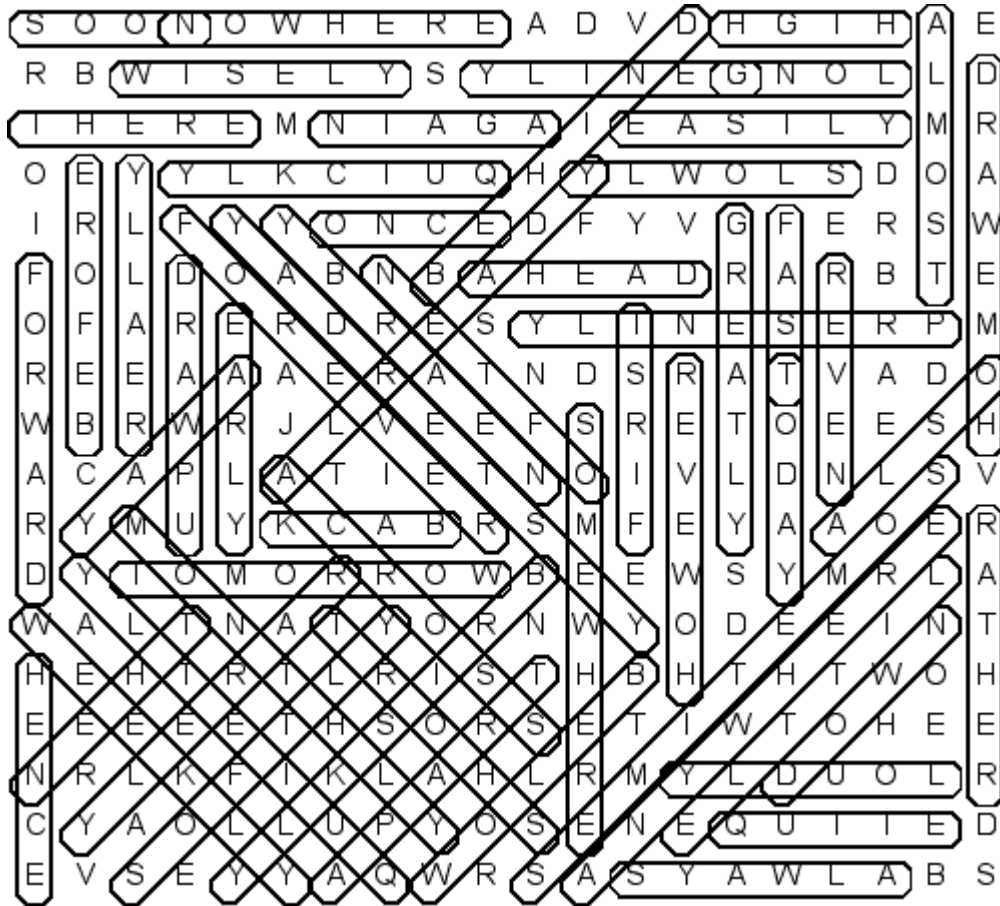
© 2000-2008 Pearson Education, Inc. All Rights Reserved.

Original URL: <http://www.teachervision.fen.com/grammar/curriculum-planning/6216.html>

Solution to PUZZLES:

Adverbs

This is the solution to the puzzle



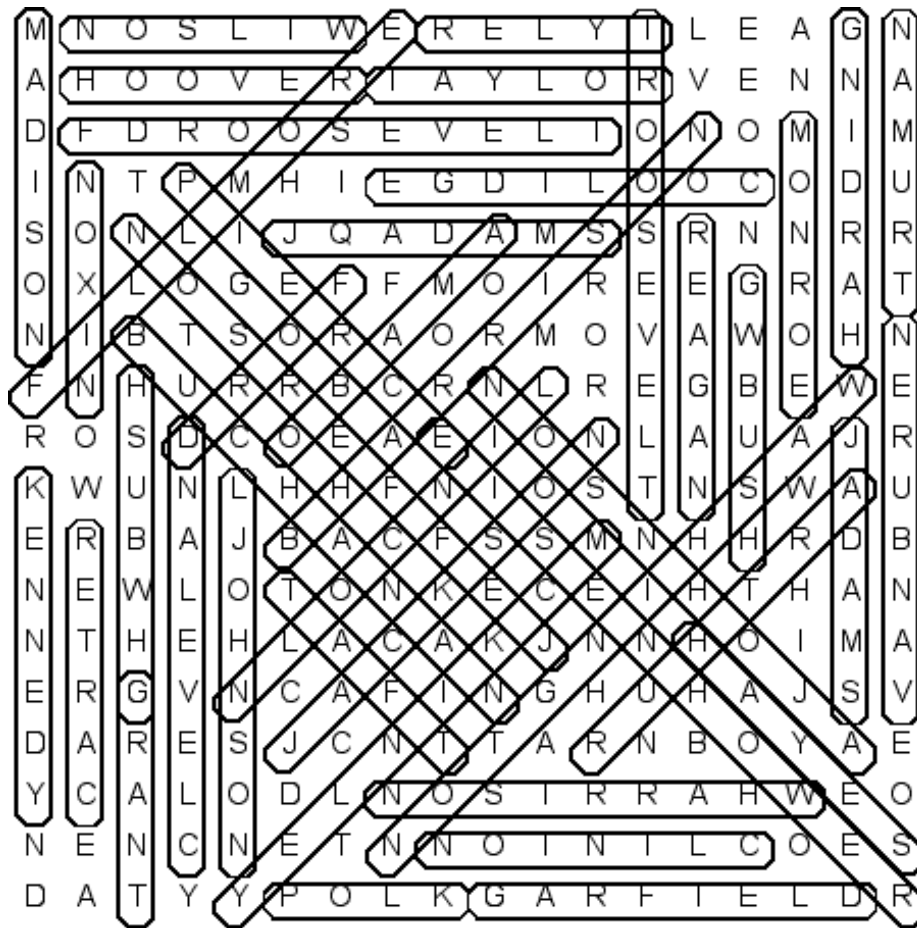
- | | | | | |
|----------|---------|----------|-----------|-----------|
| ACROSS | BEHIND | HENCE | ONCE | SOMETIMES |
| AGAIN | BELOW | HIGH | PRESENTLY | SOMEWHERE |
| AHEAD | BRISKLY | HOMEWARD | QUICKLY | SOON |
| ALMOST | DOWN | HOWEVER | QUIETLY | THEN |
| ALREADY | EARLY | LITTLE | QUITE | THERE |
| ALSO | EASILY | LONG | RARELY | TODAY |
| ALWAYS | FAST | LOUDLY | RATHER | TOMORROW |
| ANYWHERE | FIRST | MONTHLY | REALLY | UPWARD |
| APART | FOREVER | NEARBY | SHORT | WEEKLY |
| AWAY | FORWARD | NEVER | SLOWLY | WISELY |
| BACK | GENTLY | NOWHERE | SOFTLY | YESTERDAY |
| BEFORE | GREATLY | OFTEN | | |

The hidden message is: ADVERBS MODIFY VERBS AND ADJECTIVES AND OTHER ADVERBS

Copyright © 2009 [Livewire Puzzles \(www.puzzles.ca\)](http://www.puzzles.ca)

USA Presidents Word Search

This is the solution to the puzzle



WASHINGTON
J ADAMS
JEFFERSON
MADISON
MONROE
J Q ADAMS
JACKSON
VAN BUREN
W HARRISON
TYLER
POLK

TAYLOR
FILLMORE
PIERCE
BUCHANAN
LINCOLN
A JOHNSON
GRANT
HAYES
GARFIELD
ARTHUR
CLEVELAND

B HARRISON
MCKINLEY
T ROOSEVELT
TAFT
WILSON
HARDING
COOLIDGE
HOOVER
F D ROOSEVELT
TRUMAN
EISENHOWER

KENNEDY
L JOHNSON
NIXON
FORD
CARTER
REAGAN
G H W BUSH
CLINTON
G W BUSH
OBAMA

The hidden sentence is:

LEAVE NOTHING FOR TOMORROW WHICH CAN BE DONE TODAY

Copyright © 2009 [Livewire Puzzles \(www.puzzles.ca\)](http://www.puzzles.ca)

Word Unscramble Solution

1. algebra
2. art
3. band
4. biology
5. calculus
6. chemistry
7. citizenship
8. computers
9. drama
10. economics
11. geography
12. geology
13. geometry
14. grammar
15. gym
16. history
17. home economics
18. language arts
19. literature
20. math

Helpful Sites for Teachers

A+ Teacher Place

This site offers a link for everyone.

<http://www.teacherplace.net/>

A to Z Stuff

This site was developed for teachers by teachers. It is designed to help teachers find lesson plans and activities easily. It has a seasonal index, tips, and thematic link.

<http://www.atozteacherstuff.com/>

ABC Teach

Follow links to thematic units, puzzles, bookmarks, maps, center signs, certificates and fun activities.

<http://abcteach.com>

Beginning of School Packet

Find 27 Tips for Parent Conferences, Sponge Activities, 50 Opportunities to Say You're Terrific, and more. Especially helpful for beginning teachers.

<http://www.inspiringteachers.com/tips/packet/index.html>

Blue Web'N

Blue Web'N is a favorite teacher site! "Blue Web'n is an online library of 1200+ outstanding Internet sites categorized by subject, grade level, and format (lessons, activities, projects, resources, references, & tools). You can search by grade level (Refined Search), broad subject area (Content Areas), or specific sub-categories (Subject Area). Each week 5 new sites are added."

<http://www.kn.pacbell.com/wired/bluewebn/>

Color Pencil Challenge

A great web site for art teachers. It has links to lessons and art work samples.

<http://cpchallenge.com/>

Classroom Sponge Activities

"Common advice to beginning teachers is to over plan your day--don't let those extra minutes slip by with nothing happening. Here is a site to help fill those spare minutes at the end of a lesson plan or just before the bell rings. Review them for what may be useful for your age group and classroom, and keep your list handy."

<http://www.schoolfutures.org/inteasponge.html>

Crayola.com

The Crayola site is complete with activities, ideas, card creator, color corner and more.

<http://crayola.com/>

Cyberbee

This great teacher site is complete with resource links by subject, how-to links, treasure hunt links, and more. <http://www.cyberbee.com/>

Dr. Jean

This site provides an abundance of information for teaching young children. The activities of the month link will be helpful to teachers.

<http://drjean.org>

Education World

This is a terrific site for all educators.

<http://www.educationworld.com/>

e-Pals

<http://www.epals.com/>

FunBrain.com

FunBrain.com is a fun site complete with games such as Grammar Gorrillas, Paint by Idioms, Math Baseball, Fresh Baked Fractions, Place Value Puzzler, and much more.

<http://funbrain.com/>

FunSchool.com

Checkout the fun activities, games, worksheets, puzzles and more at this site. Links are provided by grade level. The Kid's Domain link also provides helpful and fun activities.

<http://www.funschool.com/games.php?section=g1>

Integrating Technology in Grade 2

Find several across-the-curriculum Internet activities and suggestions for incorporating technology in to your second grade lessons, for use all during the school year.

<http://perrynet.sparcc.org/webunits/Grade2/Resources/>

<http://www.mtnbrook.k12.al.us/tech/2nd.htm>

Kathy Schrock's Guide for Educators

This site is one of the best resources for teachers. "Kathy Schrock's Guide for Educators is a categorized list of sites useful for enhancing curriculum and professional growth. It is updated often to include the best sites for teaching and learning."

<http://school.discovery.com/schrockguide/>

Key Pals by Cyberbee

Need a key pal for your class? Checkout this site.

<http://www.cyberbee.com/keypals.html>

K-12 Lesson Plans Online

Lesson plans for each subject area are presented at this site.

<http://teams.lacoe.edu/documentation/places/lessons.html>

Kindergarten Kafe

This is a wonderful site for kindergarten classrooms!

<http://www.kkafe.net/>

Kinder Korner

What a great site for kindergarten teachers!

<http://www.kinderkorner.com/>

Lesson Plans.com

Follow links to various lesson plan sites.

<http://lessonplans.com>

The Mailbox

Like The Mailbox magazine? Then checkout this site.

<http://www.theeducationcenter.com/cgi-bin/tec/guest.jsp>

Perpetual Preschool

<http://www.perpetualpreschool.com/>

ProTeacher.com

This site is the place to stop for all teachers. It has great subject links as well as classroom management and suggested teaching practices.

<http://proteacher.com/>

PuzzleMaker.com ****

PuzzleMaker.com is a site that teachers can use to generate their own puzzles. Teachers can create printable word search and crossword puzzles easily at this site.

<http://www.puzzlemaker.com>

Research Resources for the Social Sciences

Economics, geography, political science, sociology, psychology and news and journalism are all represented at this site.

<http://www.socsciresearch.com>

RubiStar ****

This is an excellent site for creating your own printable rubrics for grading project-based-learning activities. You can choose a numeric or descriptive rating scale. You may choose the type of project and preset grading categories. If you do not like the categories, simply highlight it and type in your own description. It's very easy to use.

<http://rubistar.4teachers.org/>

Scholastic.com

The Scholastic company brings teachers a great web site.

<http://www.scholastic.com/index.asp>

School Express

This site aids teachers in making their own award certificate, worksheets, fun activities, online math problems, and more.

<http://www.schooexpress.com/>

Science TEKS Toolkit

<http://www.tenet.edu/teks/science/>

TEA Teacher Tool Bag

This is a great site from TEA to help with resources that help teach the TEKS.

<http://lucas.tea.state.tx.us/PAI/TTB/1,3498,20,00.html>

MONTH _____

MONDAY	TUESDAY	WEDNESDAY	THURSDAY	FRIDAY
<input data-bbox="115 369 191 422" type="checkbox"/> JOB# _____ CAMPUS _____ TEACHER'S NAME	<input data-bbox="402 369 479 422" type="checkbox"/> JOB# _____ CAMPUS _____ TEACHER'S NAME	<input data-bbox="691 369 768 422" type="checkbox"/> JOB# _____ CAMPUS _____ TEACHER'S NAME	<input data-bbox="979 369 1055 422" type="checkbox"/> JOB# _____ CAMPUS _____ TEACHER'S NAME	<input data-bbox="1240 369 1317 422" type="checkbox"/> JOB# _____ CAMPUS _____ TEACHER'S NAME
<input data-bbox="107 659 183 711" type="checkbox"/> JOB# _____ CAMPUS _____ TEACHER'S NAME	<input data-bbox="402 659 479 711" type="checkbox"/> JOB# _____ CAMPUS _____ TEACHER'S NAME	<input data-bbox="691 659 768 711" type="checkbox"/> JOB# _____ CAMPUS _____ TEACHER'S NAME	<input data-bbox="979 659 1055 711" type="checkbox"/> JOB# _____ CAMPUS _____ TEACHER'S NAME	<input data-bbox="1240 659 1317 711" type="checkbox"/> JOB# _____ CAMPUS _____ TEACHER'S NAME
<input data-bbox="115 900 191 953" type="checkbox"/> JOB# _____ CAMPUS _____ TEACHER'S NAME	<input data-bbox="402 900 479 953" type="checkbox"/> JOB# _____ CAMPUS _____ TEACHER'S NAME	<input data-bbox="691 900 768 953" type="checkbox"/> JOB# _____ CAMPUS _____ TEACHER'S NAME	<input data-bbox="979 900 1055 953" type="checkbox"/> JOB# _____ CAMPUS _____ TEACHER'S NAME	<input data-bbox="1240 900 1317 953" type="checkbox"/> JOB# _____ CAMPUS _____ TEACHER'S NAME
<input data-bbox="82 1163 159 1215" type="checkbox"/> JOB# _____ CAMPUS _____ TEACHER'S NAME	<input data-bbox="402 1163 479 1215" type="checkbox"/> JOB# _____ CAMPUS _____ TEACHER'S NAME	<input data-bbox="691 1163 768 1215" type="checkbox"/> JOB# _____ CAMPUS _____ TEACHER'S NAME	<input data-bbox="979 1163 1055 1215" type="checkbox"/> JOB# _____ CAMPUS _____ TEACHER'S NAME	<input data-bbox="1240 1163 1317 1215" type="checkbox"/> JOB# _____ CAMPUS _____ TEACHER'S NAME
<input data-bbox="90 1425 167 1478" type="checkbox"/> JOB# _____ CAMPUS _____ TEACHER'S NAME	<input data-bbox="402 1425 479 1478" type="checkbox"/> JOB# _____ CAMPUS _____ TEACHER'S NAME	<input data-bbox="691 1425 768 1478" type="checkbox"/> JOB# _____ CAMPUS _____ TEACHER'S NAME	<input data-bbox="979 1425 1055 1478" type="checkbox"/> JOB# _____ CAMPUS _____ TEACHER'S NAME	<input data-bbox="1240 1425 1317 1478" type="checkbox"/> JOB# _____ CAMPUS _____ TEACHER'S NAME

NOTES:

MONTH _____

MONDAY	TUESDAY	WEDNESDAY	THURSDAY	FRIDAY
<input data-bbox="115 384 191 436" type="checkbox"/> JOB# _____ CAMPUS _____ TEACHER'S NAME _____	<input data-bbox="402 384 479 436" type="checkbox"/> JOB# _____ CAMPUS _____ TEACHER'S NAME _____	<input data-bbox="691 384 768 436" type="checkbox"/> JOB# _____ CAMPUS _____ TEACHER'S NAME _____	<input data-bbox="979 384 1055 436" type="checkbox"/> JOB# _____ CAMPUS _____ TEACHER'S NAME _____	<input data-bbox="1240 384 1317 436" type="checkbox"/> JOB# _____ CAMPUS _____ TEACHER'S NAME _____
<input data-bbox="107 672 183 724" type="checkbox"/> JOB# _____ CAMPUS _____ TEACHER'S NAME _____	<input data-bbox="402 672 479 724" type="checkbox"/> JOB# _____ CAMPUS _____ TEACHER'S NAME _____	<input data-bbox="691 672 768 724" type="checkbox"/> JOB# _____ CAMPUS _____ TEACHER'S NAME _____	<input data-bbox="979 672 1055 724" type="checkbox"/> JOB# _____ CAMPUS _____ TEACHER'S NAME _____	<input data-bbox="1240 672 1317 724" type="checkbox"/> JOB# _____ CAMPUS _____ TEACHER'S NAME _____
<input data-bbox="115 915 191 968" type="checkbox"/> JOB# _____ CAMPUS _____ TEACHER'S NAME _____	<input data-bbox="402 915 479 968" type="checkbox"/> JOB# _____ CAMPUS _____ TEACHER'S NAME _____	<input data-bbox="691 915 768 968" type="checkbox"/> JOB# _____ CAMPUS _____ TEACHER'S NAME _____	<input data-bbox="979 915 1055 968" type="checkbox"/> JOB# _____ CAMPUS _____ TEACHER'S NAME _____	<input data-bbox="1240 915 1317 968" type="checkbox"/> JOB# _____ CAMPUS _____ TEACHER'S NAME _____
<input data-bbox="82 1176 159 1228" type="checkbox"/> JOB# _____ CAMPUS _____ TEACHER'S NAME _____	<input data-bbox="399 1176 475 1228" type="checkbox"/> JOB# _____ CAMPUS _____ TEACHER'S NAME _____	<input data-bbox="691 1176 768 1228" type="checkbox"/> JOB# _____ CAMPUS _____ TEACHER'S NAME _____	<input data-bbox="979 1176 1055 1228" type="checkbox"/> JOB# _____ CAMPUS _____ TEACHER'S NAME _____	<input data-bbox="1240 1176 1317 1228" type="checkbox"/> JOB# _____ CAMPUS _____ TEACHER'S NAME _____
<input data-bbox="90 1438 167 1491" type="checkbox"/> JOB# _____ CAMPUS _____ TEACHER'S NAME _____	<input data-bbox="404 1438 480 1491" type="checkbox"/> JOB# _____ CAMPUS _____ TEACHER'S NAME _____	<input data-bbox="693 1438 769 1491" type="checkbox"/> JOB# _____ CAMPUS _____ TEACHER'S NAME _____	<input data-bbox="980 1438 1057 1491" type="checkbox"/> JOB# _____ CAMPUS _____ TEACHER'S NAME _____	<input data-bbox="1242 1438 1318 1491" type="checkbox"/> JOB# _____ CAMPUS _____ TEACHER'S NAME _____

NOTES: _____

MONTH _____

MONDAY	TUESDAY	WEDNESDAY	THURSDAY	FRIDAY
<input data-bbox="118 365 191 415" type="checkbox"/> JOB# _____ CAMPUS _____ TEACHER'S NAME	<input data-bbox="402 365 475 415" type="checkbox"/> JOB# _____ CAMPUS _____ TEACHER'S NAME	<input data-bbox="691 365 764 415" type="checkbox"/> JOB# _____ CAMPUS _____ TEACHER'S NAME	<input data-bbox="979 365 1052 415" type="checkbox"/> JOB# _____ CAMPUS _____ TEACHER'S NAME	<input data-bbox="1240 365 1313 415" type="checkbox"/> JOB# _____ CAMPUS _____ TEACHER'S NAME
<input data-bbox="110 655 183 705" type="checkbox"/> JOB# _____ CAMPUS _____ TEACHER'S NAME	<input data-bbox="402 655 475 705" type="checkbox"/> JOB# _____ CAMPUS _____ TEACHER'S NAME	<input data-bbox="691 655 764 705" type="checkbox"/> JOB# _____ CAMPUS _____ TEACHER'S NAME	<input data-bbox="979 655 1052 705" type="checkbox"/> JOB# _____ CAMPUS _____ TEACHER'S NAME	<input data-bbox="1240 655 1313 705" type="checkbox"/> JOB# _____ CAMPUS _____ TEACHER'S NAME
<input data-bbox="118 896 191 947" type="checkbox"/> JOB# _____ CAMPUS _____ TEACHER'S NAME	<input data-bbox="402 896 475 947" type="checkbox"/> JOB# _____ CAMPUS _____ TEACHER'S NAME	<input data-bbox="691 896 764 947" type="checkbox"/> JOB# _____ CAMPUS _____ TEACHER'S NAME	<input data-bbox="979 896 1052 947" type="checkbox"/> JOB# _____ CAMPUS _____ TEACHER'S NAME	<input data-bbox="1240 896 1313 947" type="checkbox"/> JOB# _____ CAMPUS _____ TEACHER'S NAME
<input data-bbox="86 1159 159 1209" type="checkbox"/> JOB# _____ CAMPUS _____ TEACHER'S NAME	<input data-bbox="402 1159 475 1209" type="checkbox"/> JOB# _____ CAMPUS _____ TEACHER'S NAME	<input data-bbox="691 1159 764 1209" type="checkbox"/> JOB# _____ CAMPUS _____ TEACHER'S NAME	<input data-bbox="979 1159 1052 1209" type="checkbox"/> JOB# _____ CAMPUS _____ TEACHER'S NAME	<input data-bbox="1240 1159 1313 1209" type="checkbox"/> JOB# _____ CAMPUS _____ TEACHER'S NAME
<input data-bbox="94 1421 167 1472" type="checkbox"/> JOB# _____ CAMPUS _____ TEACHER'S NAME	<input data-bbox="402 1421 475 1472" type="checkbox"/> JOB# _____ CAMPUS _____ TEACHER'S NAME	<input data-bbox="691 1421 764 1472" type="checkbox"/> JOB# _____ CAMPUS _____ TEACHER'S NAME	<input data-bbox="979 1421 1052 1472" type="checkbox"/> JOB# _____ CAMPUS _____ TEACHER'S NAME	<input data-bbox="1240 1421 1313 1472" type="checkbox"/> JOB# _____ CAMPUS _____ TEACHER'S NAME

NOTES:

MONTH _____

MONDAY	TUESDAY	WEDNESDAY	THURSDAY	FRIDAY
<input data-bbox="116 384 191 436" type="checkbox"/> JOB# _____ CAMPUS _____ TEACHER'S NAME _____	<input data-bbox="402 384 477 436" type="checkbox"/> JOB# _____ CAMPUS _____ TEACHER'S NAME _____	<input data-bbox="691 384 766 436" type="checkbox"/> JOB# _____ CAMPUS _____ TEACHER'S NAME _____	<input data-bbox="979 384 1053 436" type="checkbox"/> JOB# _____ CAMPUS _____ TEACHER'S NAME _____	<input data-bbox="1240 384 1315 436" type="checkbox"/> JOB# _____ CAMPUS _____ TEACHER'S NAME _____
<input data-bbox="108 672 183 724" type="checkbox"/> JOB# _____ CAMPUS _____ TEACHER'S NAME _____	<input data-bbox="402 672 477 724" type="checkbox"/> JOB# _____ CAMPUS _____ TEACHER'S NAME _____	<input data-bbox="691 672 766 724" type="checkbox"/> JOB# _____ CAMPUS _____ TEACHER'S NAME _____	<input data-bbox="979 672 1053 724" type="checkbox"/> JOB# _____ CAMPUS _____ TEACHER'S NAME _____	<input data-bbox="1240 672 1315 724" type="checkbox"/> JOB# _____ CAMPUS _____ TEACHER'S NAME _____
<input data-bbox="116 915 191 968" type="checkbox"/> JOB# _____ CAMPUS _____ TEACHER'S NAME _____	<input data-bbox="402 915 477 968" type="checkbox"/> JOB# _____ CAMPUS _____ TEACHER'S NAME _____	<input data-bbox="691 915 766 968" type="checkbox"/> JOB# _____ CAMPUS _____ TEACHER'S NAME _____	<input data-bbox="979 915 1053 968" type="checkbox"/> JOB# _____ CAMPUS _____ TEACHER'S NAME _____	<input data-bbox="1240 915 1315 968" type="checkbox"/> JOB# _____ CAMPUS _____ TEACHER'S NAME _____
<input data-bbox="84 1176 159 1228" type="checkbox"/> JOB# _____ CAMPUS _____ TEACHER'S NAME _____	<input data-bbox="402 1176 477 1228" type="checkbox"/> JOB# _____ CAMPUS _____ TEACHER'S NAME _____	<input data-bbox="691 1176 766 1228" type="checkbox"/> JOB# _____ CAMPUS _____ TEACHER'S NAME _____	<input data-bbox="979 1176 1053 1228" type="checkbox"/> JOB# _____ CAMPUS _____ TEACHER'S NAME _____	<input data-bbox="1240 1176 1315 1228" type="checkbox"/> JOB# _____ CAMPUS _____ TEACHER'S NAME _____
<input data-bbox="92 1438 167 1491" type="checkbox"/> JOB# _____ CAMPUS _____ TEACHER'S NAME _____	<input data-bbox="402 1438 477 1491" type="checkbox"/> JOB# _____ CAMPUS _____ TEACHER'S NAME _____	<input data-bbox="691 1438 766 1491" type="checkbox"/> JOB# _____ CAMPUS _____ TEACHER'S NAME _____	<input data-bbox="979 1438 1053 1491" type="checkbox"/> JOB# _____ CAMPUS _____ TEACHER'S NAME _____	<input data-bbox="1240 1438 1315 1491" type="checkbox"/> JOB# _____ CAMPUS _____ TEACHER'S NAME _____

NOTES: _____

EMPLOYEE STANDARDS OF CONDUCT

DH
(LEGAL)

EDUCATOR ETHICS Educators shall comply with standard practices and ethical conduct toward students, professional colleagues, school officials, parents, and members of the community and shall safeguard academic freedom.

The State Board for Educator Certification (SBEC) shall provide for the adoption, amendment, and enforcement of an educator's code of ethics [see DH(EXHIBIT)]. SBEC is solely responsible for enforcing the ethics code for purposes related to certification disciplinary proceedings.

Education Code 21.041(8); 19 TAC 247.1(b), (c)

REPORT TO SBEC OF EDUCATOR MISCONDUCT In addition to the reporting requirement under Family Code 261.101 [see FFG], the Superintendent must file a written report with SBEC not later than the seventh day after the Superintendent first obtains or has knowledge of information indicating that:

- CRIMINAL HISTORY 1. An applicant for or holder of a certificate issued by SBEC has a reported criminal history. "Reported criminal history" means information concerning any formal criminal justice system charges and dispositions. The term includes arrests, detentions, indictments, criminal informations, convictions, deferred adjudications, and probations in any state or federal jurisdiction;
- TERMINATION 2. A certificate holder's employment at the District was terminated based on a determination that the certificate holder engaged in misconduct listed at DF(LEGAL);
- RESIGNATION 3. A certificate holder resigned and reasonable evidence supported a recommendation by the Superintendent to terminate the certificate holder based on a determination that the certificate holder engaged in misconduct listed at DF(LEGAL) [see DFE]; or
- ASSESSMENT INSTRUMENT 4. A certificate holder engaged in conduct that violated the assessment instrument security procedures established under Education Code 39.0301.

Education Code 21.006, 22.087; 19 TAC 249.3(43), .14(d)

The Superintendent may notify SBEC of any educator misconduct that the Superintendent believes in good faith may be subject to sanctions by SBEC. *19 TAC 249.14(d)*

CONTENTS OF REPORT The report shall include the name or names of any student or minor who is the victim of abuse or unlawful conduct by an educator. The report shall, at a minimum, describe in detail the factual cir-

EMPLOYEE STANDARDS OF CONDUCT

DH
(LEGAL)

circumstances requiring the report and identify the subject of the report by providing the following available information:

1. Name and any aliases;
2. Certificate number, if any, or social security number;
3. Last known mailing address and home and daytime phone numbers;
4. All available contact information for any alleged victim or victims; and
5. Name or names and any available contact information of any relevant witnesses to the circumstances requiring the report.

Education Code 21.006(c); 19 TAC 249.14(e)

The Superintendent shall include the name of a student or minor who is the victim of abuse or unlawful conduct by an educator, but the name of the student or minor is not public information under Government Code Chapter 552. [See GBAA] *Education Code 21.006(h)*

NOTICE

The Superintendent shall notify the Board and the educator of the filing of a written report with SBEC. *Education Code 21.006(d)*

SANCTIONS FOR
FAILURE TO
REPORT

A superintendent who fails to timely make a required report is subject to sanctions by SBEC. *Education Code 21.006(f); 19 TAC 249.14(e)*

IMMUNITY

A superintendent who, in good faith and while acting in an official capacity, files a report with SBEC is immune from civil or criminal liability that might otherwise be incurred or imposed. *Education Code 21.006(e)*

PUBLIC SERVANTS

All District employees are "public servants" and therefore subject to Title VIII of the Penal Code, regarding offenses against public administration, including restrictions on the acceptance of illegal gifts, honoraria and expenses, and abuse of office. *Penal Code 1.07(a)(41), Title VIII* [See DBD and BBFA]

TOBACCO USE
PROHIBITED

The Board shall prohibit smoking or using tobacco products at a school-related or school-sanctioned activity on or off school property.

ENFORCEMENT

The Board shall ensure that District personnel enforce the policies on school property.

Education Code 38.006(1)(3) [See also FNCD and GKA]

EMPLOYEE STANDARDS OF CONDUCT

DH
(LEGAL)

DRUG AND ALCOHOL
ABUSE PROGRAM

The Board shall prohibit the use of alcoholic beverages at school-related or school-sanctioned activities on or off school property.
Education Code 38.007(a)

FEDERAL DRUG-
FREE WORKPLACE
ACT

A district that receives a direct federal grant must agree to provide a drug-free workplace by:

1. Publishing a statement notifying employees of the requirements of the federal Drug-Free Workplace Act (DFWA) and requiring that each employee be given a copy of the statement [see DI(EXHIBIT)];
2. Establishing a drug-free awareness program for employees pursuant to the DFWA;
3. Notifying the granting agency within ten days after receiving notice that an employee has been convicted under a criminal drug statute;
4. Imposing a sanction on an employee who is convicted of such a violation, or requiring the employee's satisfactory participation in a drug abuse or rehabilitation program; and
5. Making a good faith effort to continue to maintain a drug-free workplace.

41 U.S.C. 702(a)(1)

DIETARY
SUPPLEMENTS

Except as provided at Education Code 38.011(b), a District employee may not:

1. Knowingly sell, market, or distribute a dietary supplement that contains performance-enhancing compounds to a primary or secondary education student with whom the employee has contact as part of the employee's duties; or
2. Knowingly endorse or suggest the ingestion, intranasal application, or inhalation of a dietary supplement that contains performance-enhancing compounds by a primary or secondary student with whom the employee has contact as part of the employee's duties.

An employee who violates items 1 or 2, above, commits a Class C misdemeanor offense.

Education Code 38.011

EMPLOYEE STANDARDS OF CONDUCT

DH
(LOCAL)

Each District employee shall perform his or her duties in accordance with state and federal law, District policy, and ethical standards. [See DH(EXHIBIT)]

Each District employee shall recognize and respect the rights of students, parents, other employees, and members of the community and shall work cooperatively with others to serve the best interests of the District.

An employee wishing to express concern, complaints, or criticism shall do so through appropriate channels. [See DGBA]

VIOLATIONS OF
STANDARDS OF
CONDUCT

Each employee shall comply with the standards of conduct set out in this policy and with any other policies, regulations, and guidelines that impose duties, requirements, or standards attendant to his or her status as a District employee. Violation of any policies, regulations, or guidelines may result in disciplinary action, including termination of employment. [See DCD and DF series]

ELECTRONIC MEDIA

Electronic media includes all forms of social media, such as text messaging, instant messaging, electronic mail (e-mail), Web logs (blogs), electronic forums (chat rooms), video-sharing Web sites, editorial comments posted on the Internet, and social network sites. Electronic media also includes all forms of telecommunication, such as landlines, cell phones, and Web-based applications.

USE WITH
STUDENTS

In accordance with administrative regulations, a certified or licensed employee, or any other employee designated in writing by the Superintendent or a campus principal, may use electronic media to communicate with currently enrolled students about matters within the scope of the employee's professional responsibilities. All other employees are prohibited from using electronic media to communicate directly with students who are currently enrolled in the District. The regulations shall address:

1. Exceptions for family and social relationships;
2. The circumstances under which an employee may use text messaging to communicate with students; and
3. Other matters deemed appropriate by the Superintendent or designee.

Each employee shall comply with the District's requirements for records retention and destruction to the extent those requirements apply to electronic media. [See CPC]

PERSONAL USE

An employee shall be held to the same professional standards in his or her public use of electronic media as for any other public conduct. If an employee's use of electronic media violates state or

EMPLOYEE STANDARDS OF CONDUCT

DH
(LOCAL)

federal law or District policy, or interferes with the employee's ability to effectively perform his or her job duties, the employee is subject to disciplinary action, up to and including termination of employment.

PERSONAL
TELECOMMUNICATIONS
DEVICES

DEFINITION

A personal, non-District, or unauthorized telecommunications device is a piece of equipment that emits an audible signal, vibrates, displays a message, or otherwise summons or delivers a communication to the possessor and is not issued or authorized by the District as required for the normal discharge of the employee's duties.

USE

An employee shall not interrupt the performance of his or her duties, or leave the classroom or other work site, to answer, respond to, or use a personal, non-District, or unauthorized telecommunications device. The use of personal telecommunications devices shall not interfere with the employee's fulfillment of assigned duties. In the interest of safety, no District employee shall use a personal, non-District, or unauthorized telecommunications device while driving a District vehicle or a personal vehicle while on District business. [See CNB and CNC]

OUTSIDE ACTIVITIES

An employee shall conduct his or her outside activities and affairs in a manner that does not adversely affect the employee's professional status or daily performance of instructional duties.

PROFANITY

When dealing with staff and students, an employee shall not use profane language nor engage in obscene conversations on the job.

DISRUPTIVE ACTIVITY

A staff member who instigates or otherwise incites disruptive activity involving staff or students on school property or at a school event shall be subject to disciplinary action by the Superintendent and the Board.

SAFETY
REQUIREMENTS

Each employee shall adhere to District safety rules and regulations and shall report unsafe conditions or practices to the appropriate supervisor.

HARASSMENT OR
ABUSE

An employee shall not engage in prohibited harassment, including sexual harassment, of:

1. Other employees. [See DIA]
2. Students. [See FFH; see FFG regarding child abuse and neglect]

While acting in the course of employment, an employee shall not engage in prohibited harassment, including sexual harassment, of other persons, including Board members, vendors, contractors, volunteers, or parents.

EMPLOYEE STANDARDS OF CONDUCT

DH
(LOCAL)

	<p>An employee shall report child abuse or neglect as required by law. [See FFG]</p>
RELATIONSHIPS WITH STUDENTS	<p>An employee shall not form romantic or other inappropriate social relationships with students. Any sexual relationship between a student and a District employee is always prohibited, even if consensual. [See FFH]</p>
TOBACCO USE	<p>An employee shall not use tobacco products on District premises, in District vehicles, or at school or school-related activities. [See also GKA]</p>
ALCOHOL AND DRUGS	<p>An employee shall not manufacture, distribute, dispense, possess, use, or be under the influence of any of the following substances during working hours while at school or at school-related activities during or outside of usual working hours:</p> <ol style="list-style-type: none">1. Any controlled substance or dangerous drug as defined by law, including but not limited to marijuana, any narcotic drug, hallucinogen, stimulant, depressant, amphetamine, or barbiturate.2. Alcohol or any alcoholic beverage.3. Any abusable glue, aerosol paint, or any other chemical substance for inhalation.4. Any other intoxicant or mood-changing, mind-altering, or behavior-altering drug. <p>An employee need not be legally intoxicated to be considered “under the influence” of a controlled substance.</p>
EXCEPTIONS	<p>An employee who manufactures, possesses, or dispenses a substance listed above as part of the employee’s job responsibilities, or who uses a drug authorized by a licensed physician prescribed for the employee’s personal use shall not be considered to have violated this policy.</p>
NOTICE	<p>Each employee shall be given a copy of the District’s notice regarding drug-free schools. [See DI(EXHIBIT)]</p> <p>A copy of this policy, a purpose of which is to eliminate drug abuse from the workplace, shall be provided to each employee at the beginning of each year or upon employment.</p>
ARRESTS, INDICTMENTS, CONVICTIONS, AND OTHER ADJUDICATIONS	<p>An employee shall notify his or her principal or immediate supervisor within three calendar days of any arrest, indictment, conviction, no contest or guilty plea, or other adjudication of the employee for any felony, any offense involving moral turpitude, and any of the other offenses as indicated below:</p>

EMPLOYEE STANDARDS OF CONDUCT

DH
(LOCAL)

1. Crimes involving school property or funds;
2. Crimes involving attempt by fraudulent or unauthorized means to obtain or alter any certificate or permit that would entitle any person to hold or obtain a position as an educator;
3. Crimes that occur wholly or in part on school property or at a school-sponsored activity; or
4. Crimes involving moral turpitude, which include:
 - Dishonesty; fraud; deceit; theft; misrepresentation;
 - Deliberate violence;
 - Base, vile, or depraved acts that are intended to arouse or gratify the sexual desire of the actor;
 - Felony possession or conspiracy to possess, or any misdemeanor or felony transfer, sale, distribution, or conspiracy to transfer, sell, or distribute any controlled substance defined in Chapter 481 of the Health and Safety Code;
 - Felony driving while intoxicated (DWI); or
 - Acts constituting abuse or neglect under the Texas Family Code.

DRESS AND
GROOMING

An employee's dress and grooming shall be clean, neat, in a manner appropriate for his or her assignment, and in accordance with the following standards of dress and hygiene:

1. An employee shall dress in neat clean clothing in good state of repair and appropriate for the assignment and safety of the job.
2. Good personal hygiene shall be expected of each employee, including well-groomed, neatly trimmed hair. Men are allowed to wear a neatly trimmed mustache or beard.

Additional standards shall be established by supervisors and approved by the Superintendent.

EDUCATORS' CODE OF ETHICS

The Texas educator shall comply with standard practices and ethical conduct toward students, professional colleagues, school officials, parents, and members of the community and shall safeguard academic freedom. The Texas educator, in maintaining the dignity of the profession, shall respect and obey the law, demonstrate personal integrity, and exemplify honesty. The Texas educator, in exemplifying ethical relations with colleagues, shall extend just and equitable treatment to all members of the profession. The Texas educator, in accepting a position of public trust, shall measure success by the progress of each student toward realization of his or her potential as an effective citizen. The Texas educator, in fulfilling responsibilities in the community, shall cooperate with parents and others to improve the public schools of the community. *19 TAC 247.1*

1. Professional Ethical Conduct, Practices, and Performance

Standard 1.1. The educator shall not intentionally, knowingly, or recklessly engage in deceptive practices regarding official policies of the District, educational institution, educator preparation program, the Texas Education Agency, or the State Board for Educator Certification (SBEC) and its certification process.

Standard 1.2. The educator shall not knowingly misappropriate, divert, or use monies, personnel, property, or equipment committed to his or her charge for personal gain or advantage.

Standard 1.3. The educator shall not submit fraudulent requests for reimbursement, expenses, or pay.

Standard 1.4. The educator shall not use institutional or professional privileges for personal or partisan advantage.

Standard 1.5. The educator shall neither accept nor offer gratuities, gifts, or favors that impair professional judgment or to obtain special advantage. This standard shall not restrict the acceptance of gifts or tokens offered and accepted openly from students, parents of students, or other persons or organizations in recognition or appreciation of service.

Standard 1.6. The educator shall not falsify records, or direct or coerce others to do so.

Standard 1.7. The educator shall comply with state regulations, written local Board policies, and other state and federal laws.

Standard 1.8. The educator shall apply for, accept, offer, or assign a position or a responsibility on the basis of professional qualifications.

Standard 1.9. The educator shall not make threats of violence against District employees, Board members, students, or parents of students.

Standard 1.10. The educator shall be of good moral character and be worthy to instruct or supervise the youth of this state.

EMPLOYEE STANDARDS OF CONDUCT

DH
(EXHIBIT)

Standard 1.11. The educator shall not intentionally or knowingly misrepresent his or her employment history, criminal history, and/or disciplinary record when applying for subsequent employment.

Standard 1.12. The educator shall refrain from the illegal use or distribution of controlled substances and/or abuse of prescription drugs and toxic inhalants.

Standard 1.13. The educator shall not consume alcoholic beverages on school property or during school activities when students are present.

2. Ethical Conduct Toward Professional Colleagues

Standard 2.1. The educator shall not reveal confidential health or personnel information concerning colleagues unless disclosure serves lawful professional purposes or is required by law.

Standard 2.2. The educator shall not harm others by knowingly making false statements about a colleague or the school system.

Standard 2.3. The educator shall adhere to written local Board policies and state and federal laws regarding the hiring, evaluation, and dismissal of personnel.

Standard 2.4. The educator shall not interfere with a colleague's exercise of political, professional, or citizenship rights and responsibilities.

Standard 2.5. The educator shall not discriminate against or coerce a colleague on the basis of race, color, religion, national origin, age, gender, disability, family status, or sexual orientation.

Standard 2.6. The educator shall not use coercive means or promise of special treatment in order to influence professional decisions or colleagues.

Standard 2.7. The educator shall not retaliate against any individual who has filed a complaint with the SBEC or who provides information for a disciplinary investigation or proceeding under this chapter.

3. Ethical Conduct Toward Students

Standard 3.1. The educator shall not reveal confidential information concerning students unless disclosure serves lawful professional purposes or is required by law.

Standard 3.2. The educator shall not intentionally, knowingly, or recklessly treat a student or minor in a manner that adversely affects or endangers the learning, physical health, mental health, or safety of the student or minor.

Standard 3.3. The educator shall not intentionally, knowingly, or recklessly misrepresent facts regarding a student.

Standard 3.4. The educator shall not exclude a student from participation in a program, deny benefits to a student, or grant an advantage to a student on the basis of race, color, gender, disability, national origin, religion, family status, or sexual orientation.

EMPLOYEE STANDARDS OF CONDUCT

DH
(EXHIBIT)

Standard 3.5. The educator shall not intentionally, knowingly, or recklessly engage in physical mistreatment, neglect, or abuse of a student or minor.

Standard 3.6. The educator shall not solicit or engage in sexual conduct or a romantic relationship with a student or minor.

Standard 3.7. The educator shall not furnish alcohol or illegal/unauthorized drugs to any person under 21 years of age unless the educator is a parent or guardian of that child or knowingly allow any person under 21 years of age unless the educator is a parent or guardian of that child to consume alcohol or illegal/unauthorized drugs in the presence of the educator.

Standard 3.8. The educator shall maintain appropriate professional educator-student relationships and boundaries based on a reasonably prudent educator standard.

Standard 3.9. The educator shall refrain from inappropriate communication with a student or minor, including, but not limited to, electronic communication such as cell phone, text messaging, e-mail, instant messaging, blogging, or other social network communication. Factors that may be considered in assessing whether the communication is inappropriate include, but are not limited to:

- a. The nature, purpose, timing, and amount of the communication;
- b. The subject matter of the communication;
- c. Whether the communication was made openly or the educator attempted to conceal the communication;
- d. Whether the communication could be reasonably interpreted as soliciting sexual contact or a romantic relationship;
- e. Whether the communication was sexually explicit; and
- f. Whether the communication involved discussion(s) of the physical or sexual attractiveness or the sexual history, activities, preferences, or fantasies of either the educator or the student.

19 TAC 247.2

Note: This policy addresses harassment of District employees. For legally referenced material relating to discrimination and retaliation, see DAA(LEGAL). For harassment of students, see FFH. For reporting requirements related to child abuse and neglect, see FFG.

OFFICIAL
OPPRESSION

A public official commits a Class A misdemeanor if, while acting in his or her official or employment capacity, the official intentionally subjects another to unwelcome sexual advances, requests for sexual favors, or other verbal or physical conduct of a sexual nature, submission to which is made a term or condition of a person's exercise or enjoyment of any right, privilege, power, or immunity, either explicitly or implicitly. *Penal Code 39.03*

HARASSMENT OF
EMPLOYEES

Harassment on the basis of a protected characteristic is a violation of the federal anti-discrimination laws. The District has an affirmative duty, under Title VII, to maintain a working environment free of harassment on the basis of sex, race, color, religion, and national origin. *42 U.S.C. 2000e, et seq.; 29 CFR 1606.8(a), 1604.11*

Harassment violates Title VII if it is sufficiently severe and pervasive to alter the conditions of employment. *Pennsylvania State Police v. Suders, 542 U.S. 129 (2004)*

Title VII does not prohibit all verbal and physical harassment in the workplace. For example, harassment between men and women is not automatically unlawful sexual harassment merely because the words used have sexual content or connotations. *Oncale v. Sundowner Offshore Services, Inc., 523 U.S. 75 (1998)*

HOSTILE
ENVIRONMENT

Verbal or physical conduct based on a person's sex, race, color, religion, or national origin constitutes unlawful harassment when the conduct:

1. Has the purpose or effect of creating an intimidating, hostile, or offensive working environment;
2. Has the purpose or effect of unreasonably interfering with an individual's work performance; or
3. Otherwise adversely affects an individual's employment opportunities.

Pennsylvania State Police v. Suders, 542 U.S. 129 (2004); Nat'l Railroad Passenger Corp. v. Morgan, 536 U.S. 101 (2002); Meritor Savings Bank v. Vinson, 477 U.S. 57 (1986); 29 CFR 1604.11, 1606.8

QUID PRO QUO

Conduct of a sexual nature also constitutes harassment when:

EMPLOYEE WELFARE
FREEDOM FROM DISCRIMINATION, HARASSMENT, AND RETALIATION

DIA
(LEGAL)

1. Submission to such conduct is made either explicitly or implicitly a term or condition of an individual's employment; or
2. Submission to or rejection of such conduct by an individual is used as the basis for employment decisions affecting the individual.

29 CFR 1604.11(a)

SAME-SEX SEXUAL
HARASSMENT

Same-sex sexual harassment constitutes sexual harassment. *Oncale v. Sundowner Offshore Services, Inc.*, 523 U.S. 75 (1998)

HARASSMENT POLICY

The District should take all steps necessary to prevent sexual harassment from occurring, such as affirmatively raising the subject, expressing strong disapproval, developing appropriate penalties, informing employees of their right to raise and how to raise the issue of harassment under Title VII, and developing methods to sensitize all concerned. *29 CFR 1604.11(f)*

CORRECTIVE ACTION

The District is responsible for acts of unlawful harassment by fellow employees and by nonemployees if the District, its agents, or its supervisory employees knew or should have known of the conduct, unless the District takes immediate and appropriate corrective action. *29 CFR 1604.11(d), (e), 1606.8(d), (e)*

When no tangible employment action is taken, the District may raise the following affirmative defense:

1. That the District exercised reasonable care to prevent and promptly correct any harassing behavior; and
2. That the employee unreasonably failed to take advantage of any preventive or corrective opportunities provided by the employer or to avoid harm otherwise.

Burlington Industries, Inc. v. Ellerth, 524 U.S. 742 (1998); *Faragher v. City of Boca Raton*, 524 U.S. 775 (1998)

Note: This policy addresses discrimination, harassment, and retaliation involving District employees. In this policy, the term “employees” includes former employees and applicants for employment. For discrimination, harassment, and retaliation involving students, see FFH. For reporting requirements related to child abuse and neglect, see FFG.

STATEMENT OF
NONDISCRIMINATION

The District prohibits discrimination, including harassment, against any employee on the basis of race, color, religion, gender, national origin, age, disability, or any other basis prohibited by law. Retaliation against anyone involved in the complaint process is a violation of District policy.

DISCRIMINATION

Discrimination against an employee is defined as conduct directed at an employee on the basis of race, color, religion, gender, national origin, age, disability, or any other basis prohibited by law, that adversely affects the employee’s employment.

HARASSMENT

Prohibited harassment of an employee is defined as physical, verbal, or nonverbal conduct based on an employee’s race, color, religion, gender, national origin, age, disability, or any other basis prohibited by law, when the conduct is so severe, persistent, or pervasive that the conduct:

1. Has the purpose or effect of unreasonably interfering with the employee’s work performance;
2. Creates an intimidating, threatening, hostile, or offensive work environment; or
3. Otherwise adversely affects the employee’s performance, environment, or employment opportunities.

EXAMPLES

Examples of prohibited harassment may include offensive or derogatory language directed at another person’s religious beliefs or practices, accent, skin color, gender identity, or need for workplace accommodation; threatening or intimidating conduct; offensive jokes, name-calling, slurs, or rumors; physical aggression or assault; display of graffiti or printed material promoting racial, ethnic, or other stereotypes; or other types of aggressive conduct such as theft or damage to property.

SEXUAL HARASSMENT

Sexual harassment is a form of sex discrimination defined as unwelcome sexual advances; requests for sexual favors; sexually motivated physical, verbal, or nonverbal conduct; or other conduct or communication of a sexual nature when:

EMPLOYEE WELFARE
FREEDOM FROM DISCRIMINATION, HARASSMENT, AND RETALIATION

DIA
(LOCAL)

1. Submission to the conduct is either explicitly or implicitly a condition of an employee's employment, or when submission to or rejection of the conduct is the basis for an employment action affecting the employee; or
2. The conduct is so severe, persistent, or pervasive that it has the purpose or effect of unreasonably interfering with the employee's work performance or creates an intimidating, threatening, hostile, or offensive work environment.

EXAMPLES

Examples of sexual harassment may include sexual advances; touching intimate body parts; coercing or forcing a sexual act on another; jokes or conversations of a sexual nature; and other sexually motivated conduct, communication, or contact.

RETALIATION

The District prohibits retaliation against an employee who makes a claim alleging to have experienced discrimination or harassment, or another employee who, in good faith, makes a report, serves as a witness, or otherwise participates in an investigation.

An employee who intentionally makes a false claim, offers false statements, or refuses to cooperate with a District investigation regarding harassment or discrimination is subject to appropriate discipline.

EXAMPLES

Examples of retaliation may include termination, refusal to hire, demotion, and denial of promotion. Retaliation may also include threats, unjustified negative evaluations, unjustified negative references, or increased surveillance.

PROHIBITED
CONDUCT

In this policy, the term "prohibited conduct" includes discrimination, harassment, and retaliation as defined by this policy, even if the behavior does not rise to the level of unlawful conduct.

REPORTING
PROCEDURES

An employee who believes that he or she has experienced prohibited conduct or believes that another employee has experienced prohibited conduct should immediately report the alleged acts. The employee may report the alleged acts to his or her supervisor or campus principal.

Alternatively, the employee may report the alleged acts to one of the District officials below.

DEFINITION OF
DISTRICT OFFICIALS

For the purposes of this policy, District officials are the Title IX coordinator, the ADA/Section 504 coordinator, and the Superintendent.

TITLE IX
COORDINATOR

Reports of discrimination based on sex, including sexual harassment, may be directed to the Title IX coordinator. The District des-

EMPLOYEE WELFARE
FREEDOM FROM DISCRIMINATION, HARASSMENT, AND RETALIATION

DIA
(LOCAL)

ignates the following person to coordinate its efforts to comply with Title IX of the Education Amendments of 1972, as amended:

Position: Assistant Superintendent for Human Resources

Address: 1900 Price Road, Brownsville, TX 78521

Telephone: (956) 548-8000

ADA / SECTION 504
COORDINATOR

Reports of discrimination based on disability may be directed to the ADA/Section 504 coordinator. The District designates the following person to coordinate its efforts to comply with Title II of the Americans with Disabilities Act of 1990, as amended, which incorporates and expands upon the requirements of Section 504 of the Rehabilitation Act of 1973, as amended:

Position: Administrator for Certified Personnel

Address: 1900 Price Road, Brownsville, TX 78521

Telephone: (956) 548-8000

SUPERINTENDENT

The Superintendent shall serve as coordinator for purposes of District compliance with all other antidiscrimination laws.

ALTERNATIVE
REPORTING
PROCEDURES

An employee shall not be required to report prohibited conduct to the person alleged to have committed it. Reports concerning prohibited conduct, including reports against the Title IX coordinator or ADA/Section 504 coordinator, may be directed to the Superintendent.

A report against the Superintendent may be made directly to the Board. If a report is made directly to the Board, the Board shall appoint an appropriate person to conduct an investigation.

TIMELY REPORTING

Reports of prohibited conduct shall be made as soon as possible after the alleged act or knowledge of the alleged act. A failure to promptly report may impair the District's ability to investigate and address the prohibited conduct.

NOTICE OF REPORT

Any District supervisor who receives a report of prohibited conduct shall immediately notify the appropriate District official listed above and take any other steps required by this policy.

INVESTIGATION OF
THE REPORT

The District may request, but shall not insist upon, a written report. If a report is made orally, the District official shall reduce the report to written form.

Upon receipt or notice of a report, the District official shall determine whether the allegations, if proven, would constitute prohibited conduct as defined by this policy. If so, the District official shall immediately authorize or undertake an investigation, regardless of

whether a criminal or regulatory investigation regarding the same or similar allegations is pending.

If appropriate, the District shall promptly take interim action calculated to prevent prohibited conduct during the course of an investigation.

The investigation may be conducted by the District official or a designee, such as the campus principal, or by a third party designated by the District, such as an attorney. When appropriate, the campus principal or supervisor shall be involved in or informed of the investigation.

The investigation may consist of personal interviews with the person making the report, the person against whom the report is filed, and others with knowledge of the circumstances surrounding the allegations. The investigation may also include analysis of other information or documents related to the allegations.

CONCLUDING THE INVESTIGATION

Absent extenuating circumstances, the investigation should be completed as soon as possible; however, the investigator shall take additional time if necessary to complete a thorough investigation.

The investigator shall prepare a written report of the investigation. The report shall be filed with the District official overseeing the investigation.

DISTRICT ACTION

If the results of an investigation indicate that prohibited conduct occurred, the District shall promptly respond by taking appropriate disciplinary or corrective action reasonably calculated to address the conduct.

The District may take action based on the results of an investigation, even if the conduct did not rise to the level of prohibited or unlawful conduct.

CONFIDENTIALITY

To the greatest extent possible, the District shall respect the privacy of the complainant, persons against whom a report is filed, and witnesses. Limited disclosures may be necessary in order to conduct a thorough investigation and comply with applicable law.

APPEAL

A complainant who is dissatisfied with the outcome of the investigation or with the disciplinary action based on the results of the investigation may appeal if the action or event causing the complaint meets the time line established at DGBA(LOCAL).

The complainant may have a right to file a complaint with appropriate state or federal agencies.

EMPLOYEE WELFARE
FREEDOM FROM DISCRIMINATION, HARASSMENT, AND RETALIATION

DIA
(LOCAL)

RECORDS RETENTION Copies of reports alleging prohibited conduct, investigation reports, and related records shall be maintained by the District for a period of at least three years. [See CPC]

ACCESS TO POLICY This policy shall be distributed annually to District employees. Copies of the policy shall be readily available at each campus, the District Web site, and the District administrative offices.

EMPLOYEE WELFARE

DI
(LEGAL)

HAZARD
COMMUNICATION ACT

The District shall perform the following duties in compliance with the Hazard Communication Act:

NOTICE

1. Post and maintain the notice promulgated by the Texas Department of State Health Services (TDSHS) in the workplace. *Health and Safety Code 502.017(a)*

EDUCATION AND
TRAINING

2. Provide an education and training program for employees using or handling hazardous chemicals. "Employee" means any person who may be or may have been exposed to hazardous chemicals in the person's workplace under normal operating conditions or foreseeable emergencies. Workers such as office workers or accountants who encounter hazardous chemicals only in nonroutine, isolated instances are not employees for purposes of these requirements. *Health and Safety Code 502.003(10), .009*
3. Maintain the written hazard communication program and a record of each training session to employees, including the date, a roster of the employees who attend, the subjects covered in the training session, and the names of the instructors. Records shall be maintained for at least five years. *Health and Safety Code 502.009(g)*

WORKPLACE
CHEMICAL LIST

4. Compile and maintain a workplace chemical list that includes required information for each hazardous chemical normally present in the workplace or temporary workplace in excess of 55 gallons or 500 pounds, or as determined by the TDSHS for certain highly toxic or dangerous hazardous chemicals. The list shall be readily available to employees and their representatives. *Health and Safety Code 502.005(a), (c)*
5. Update the list as necessary, but at least by December 31 each year, and maintain at least 30 years. Each workplace chemical list shall be dated and signed by the person responsible for compiling the information. *Health and Safety Code 502.005(b), (d)*

LABELING

6. As required by law, label new or existing stocks of hazardous chemicals with the identity of the chemical and appropriate hazard warnings, if such stocks are not already appropriately labeled. *Health and Safety Code 502.007*

MATERIAL SAFETY
DATA SHEETS

7. Maintain a legible copy of the most current manufacturer's material safety data sheets (MSDS) for each hazardous chemical; request such sheets from the manufacturer if not already provided or otherwise obtain a current MSDS; make such sheets readily available to employees or their representatives on request. *Health and Safety Code 502.006*

EMPLOYEE WELFARE

DI
(LEGAL)

PROTECTIVE
EQUIPMENT

8. Provide employees with appropriate personal protective equipment. *Health and Safety Code 502.017(b)*

PEST CONTROL
TREATMENT NOTICE

The chief administrator or building manager shall notify persons who work in a District building or facility of a planned pest control treatment by both of the following methods:

1. Posting the sign provided by the certified applicator or technician in an area of common access the employees are likely to check on a regular basis at least 48 hours before each planned treatment.
2. Providing the official Structural Pest Control Service Consumer Information Sheet to any individual working in the building, on request.

Occupations Code 1951.455; 4 TAC 7.146

EMPLOYEE WELFARE

DI
(LOCAL)

DRUG-FREE
AWARENESS
PROGRAM

The District shall maintain a drug-free environment and shall establish, as needed, a drug-free awareness program complying with federal requirements. [See DH] The program shall provide applicable information to employees in the following areas:

1. The dangers of drug use and abuse in the workplace.
2. The District's policy of maintaining a drug-free environment. [See DH(LOCAL)]
3. Drug counseling, rehabilitation, and employee assistance programs that are available in the community, if any.
4. The penalties that may be imposed on employees for violation of drug use and abuse prohibitions. [See DI(EXHIBIT)]

EMPLOYEE
RESPONSIBILITY

All fees or charges associated with drug/alcohol abuse counseling or rehabilitation shall be the responsibility of the employee.

STUDENT WELFARE
FREEDOM FROM DISCRIMINATION, HARASSMENT, AND RETALIATION

FFH
(LEGAL)

The District may develop and implement a sexual harassment policy to be included in the District improvement plan. The District shall adopt and implement a dating violence policy to be included in the District improvement plan. *Education Code 37.083, 37.0831* [See BQ]

Sexual abuse of a student by an employee, when there is a connection between the physical sexual activity and the employee's duties and obligations as a District employee, violates a student's constitutional right to bodily integrity. Sexual abuse may include fondling, sexual assault, or sexual intercourse. *U.S. Const. Amend. 14; Doe v. Taylor ISD, 15 F.3d 443 (5th Cir. 1994)*

Sexual harassment of students may constitute discrimination on the basis of sex in violation of Title IX. *20 U.S.C. 1681; 34 CFR 106.11; Franklin v. Gwinnett County Schools, 503 U.S. 60 (1992)* [See FB regarding Title IX]

DEFINITION OF
SEXUAL HARASSMENT

Sexual harassment of students is conduct that is so severe, pervasive, and objectively offensive that it can be said to deprive the victim of access to the educational opportunities or benefits provided by the school. Sexual harassment does not include simple acts of teasing and name-calling among school children, however, even when the comments target differences in gender. *Davis v. Monroe County Bd. of Educ., 526 U.S. 629 (1999)*

EMPLOYEE- STUDENT
SEXUAL HARASSMENT

A District official who has authority to address alleged harassment by employees on the District's behalf shall take corrective measures to address the harassment or abuse. *Gebser v. Lago Vista ISD, 118 S.Ct. 1989 524 U.S. 274 (1998); Doe v. Taylor ISD, 15 F.3d 443 (5th Cir. 1994)*

STUDENT-STUDENT
SEXUAL HARASSMENT

The District must reasonably respond to known student-on-student harassment where the harasser is under the District's disciplinary authority. *Davis v. Monroe County Bd. of Educ., 526 U.S. 629 (1999)*

Note: This policy addresses discrimination, harassment, and retaliation involving District students. For provisions regarding discrimination, harassment, and retaliation involving District employees, see DIA. For reporting requirements related to child abuse and neglect, see FFG. Note that FFH shall be used in conjunction with FFI (bullying) for certain prohibited conduct.

STATEMENT OF
NONDISCRIMINATION

The District prohibits discrimination, including harassment, against any student on the basis of race, color, religion, gender, national origin, disability, or any other basis prohibited by law. The District prohibits dating violence, as defined by this policy. Retaliation against anyone involved in the complaint process is a violation of District policy and is prohibited.

DISCRIMINATION

Discrimination against a student is defined as conduct directed at a student on the basis of race, color, religion, gender, national origin, disability, or on any other basis prohibited by law, that adversely affects the student.

PROHIBITED
HARASSMENT

Prohibited harassment of a student is defined as physical, verbal, or nonverbal conduct based on the student's race, color, religion, gender, national origin, disability, or any other basis prohibited by law that is so severe, persistent, or pervasive that the conduct:

1. Affects a student's ability to participate in or benefit from an educational program or activity, or creates an intimidating, threatening, hostile, or offensive educational environment;
2. Has the purpose or effect of substantially or unreasonably interfering with the student's academic performance; or
3. Otherwise adversely affects the student's educational opportunities.

Prohibited harassment includes dating violence as defined by this policy.

EXAMPLES

Examples of prohibited harassment may include offensive or derogatory language directed at another person's religious beliefs or practices, accent, skin color, or need for accommodation; threatening, intimidating, or humiliating conduct; offensive jokes, name calling, slurs, or rumors; physical aggression or assault; display of graffiti or printed material promoting racial, ethnic, or other negative stereotypes; or other kinds of aggressive conduct such as theft or damage to property.

STUDENT WELFARE
FREEDOM FROM DISCRIMINATION, HARASSMENT, AND RETALIATION

FFH
(LOCAL)

SEXUAL HARASSMENT
BY AN EMPLOYEE

Sexual harassment of a student by a District employee includes both welcome and unwelcome sexual advances; requests for sexual favors; sexually motivated physical, verbal, or nonverbal conduct; or other conduct or communication of a sexual nature when:

1. A District employee causes the student to believe that the student must submit to the conduct in order to participate in a school program or activity, or that the employee will make an educational decision based on whether or not the student submits to the conduct; or
2. The conduct is so severe, persistent, or pervasive that it:
 - a. Affects the student's ability to participate in or benefit from an educational program or activity, or otherwise adversely affects the student's educational opportunities; or
 - b. Creates an intimidating, threatening, hostile, or abusive educational environment.

Romantic or inappropriate social relationships between students and District employees are prohibited. Any sexual relationship between a student and a District employee is always prohibited, even if consensual. [See DF]

BY OTHERS

Sexual harassment of a student, including harassment committed by another student, includes unwelcome sexual advances; requests for sexual favors; or sexually motivated physical, verbal, or nonverbal conduct when the conduct is so severe, persistent, or pervasive that it:

1. Affects a student's ability to participate in or benefit from an educational program or activity, or creates an intimidating, threatening, hostile, or offensive educational environment;
2. Has the purpose or effect of substantially or unreasonably interfering with the student's academic performance; or
3. Otherwise adversely affects the student's educational opportunities.

EXAMPLES

Examples of sexual harassment of a student may include sexual advances; touching intimate body parts or coercing physical contact that is sexual in nature; jokes or conversations of a sexual nature; and other sexually motivated conduct, communications, or contact.

Necessary or permissible physical contact such as assisting a child by taking the child's hand, comforting a child with a hug, or other physical contact not reasonably construed as sexual in nature is not sexual harassment.

STUDENT WELFARE
FREEDOM FROM DISCRIMINATION, HARASSMENT, AND RETALIATION

FFH
(LOCAL)

GENDER-BASED
HARASSMENT

Gender-based harassment includes physical, verbal, or nonverbal conduct based on the student's gender, the student's expression of characteristics perceived as stereotypical for the student's gender, or the student's failure to conform to stereotypical notions of masculinity or femininity. For purposes of this policy, gender-based harassment is considered prohibited harassment if the conduct is so severe, persistent, or pervasive that the conduct:

1. Affects a student's ability to participate in or benefit from an educational program or activity, or creates an intimidating, threatening, hostile, or offensive educational environment;
2. Has the purpose or effect of substantially or unreasonably interfering with the student's academic performance; or
3. Otherwise adversely affects the student's educational opportunities.

EXAMPLES

Examples of gender-based harassment directed against a student, regardless of the student's or the harasser's actual or perceived sexual orientation or gender identity, may include offensive jokes, name-calling, slurs, or rumors; physical aggression or assault; threatening or intimidating conduct; or other kinds of aggressive conduct such as theft or damage to property.

DATING VIOLENCE

Dating violence occurs when a person in a current or past dating relationship uses physical, sexual, verbal, or emotional abuse to harm, threaten, intimidate, or control the other person in the relationship. Dating violence also occurs when a person commits these acts against a person in a marriage or dating relationship with the individual who is or was once in a marriage or dating relationship with the person committing the offense.

For purposes of this policy, dating violence is considered prohibited harassment if the conduct is so severe, persistent, or pervasive that the conduct:

1. Affects a student's ability to participate in or benefit from an educational program or activity, or creates an intimidating, threatening, hostile, or offensive educational environment;
2. Has the purpose or effect of substantially or unreasonably interfering with the student's academic performance; or
3. Otherwise adversely affects the student's educational opportunities.

EXAMPLES

Examples of dating violence against a student may include physical or sexual assaults; name-calling; put-downs; or threats directed at the student, the student's family members, or members of the

STUDENT WELFARE
FREEDOM FROM DISCRIMINATION, HARASSMENT, AND RETALIATION

FFH
(LOCAL)

	<p>student's household. Additional examples may include destroying property belonging to the student, threatening to commit suicide or homicide if the student ends the relationship, attempting to isolate the student from friends and family, stalking, threatening a student's spouse or current dating partner, or encouraging others to engage in these behaviors.</p>
RETALIATION	<p>The District prohibits retaliation by a student or District employee against a student alleged to have experienced discrimination or harassment, including dating violence, or another student who, in good faith, makes a report of harassment or discrimination, serves as a witness, or participates in an investigation.</p>
EXAMPLES	<p>Examples of retaliation may include threats, rumor spreading, ostracism, assault, destruction of property, unjustified punishments, or unwarranted grade reductions. Unlawful retaliation does not include petty slights or annoyances.</p>
FALSE CLAIM	<p>A student who intentionally makes a false claim, offers false statements, or refuses to cooperate with a District investigation regarding discrimination or harassment, including dating violence, shall be subject to appropriate disciplinary action.</p>
PROHIBITED CONDUCT	<p>In this policy, the term "prohibited conduct" includes discrimination, harassment, dating violence, and retaliation as defined by this policy, even if the behavior does not rise to the level of unlawful conduct.</p>
REPORTING PROCEDURES	<p>Any student who believes that he or she has experienced prohibited conduct or believes that another student has experienced prohibited conduct should immediately report the alleged acts to a teacher, counselor, principal, other District employee, or the appropriate District official listed in this policy.</p>
STUDENT REPORT	
EMPLOYEE REPORT	<p>Any District employee who suspects or receives notice that a student or group of students has or may have experienced prohibited conduct shall immediately notify the appropriate District official listed in this policy and take any other steps required by this policy.</p>
DEFINITION OF DISTRICT OFFICIALS	<p>For the purposes of this policy, District officials are the Title IX coordinator, the ADA/Section 504 coordinator, and the Superintendent.</p>
TITLE IX COORDINATOR	<p>Reports of discrimination based on sex, including sexual harassment, may be directed to the Title IX coordinator. The District designates the following person to coordinate its efforts to comply with Title IX of the Education Amendments of 1972, as amended:</p>

STUDENT WELFARE
FREEDOM FROM DISCRIMINATION, HARASSMENT, AND RETALIATION

FFH
(LOCAL)

Name: Leandra C. Ortiz
Position: Staff Attorney
Address: 1900 Price Road, Brownsville, TX 78521
Telephone: (956) 548-8000

ADA/
SECTION 504
COORDINATOR

Reports of discrimination based on disability may be directed to the ADA/Section 504 coordinator. The District designates the following person to coordinate its efforts to comply with Title II of the Americans with Disabilities Act of 1990, as amended, which incorporates and expands upon the requirements of Section 504 of the Rehabilitation Act of 1973, as amended:

Name: Julie A. Salinas
Position: Administrator for Dyslexia/504
Address: 1900 Price Road, Brownsville, TX 78521
Telephone: (956) 548-8000

SUPERINTENDENT

The Superintendent shall serve as coordinator for purposes of District compliance with all other antidiscrimination laws.

ALTERNATIVE
REPORTING
PROCEDURES

A student shall not be required to report prohibited conduct to the person alleged to have committed the conduct. Reports concerning prohibited conduct, including reports against the Title IX coordinator or ADA/Section 504 coordinator, may be directed to the Superintendent.

A report against the Superintendent may be made directly to the Board. If a report is made directly to the Board, the Board shall appoint an appropriate person to conduct an investigation.

TIMELY REPORTING

Reports of prohibited conduct shall be made as soon as possible after the alleged act or knowledge of the alleged act. A failure to immediately report may impair the District's ability to investigate and address the prohibited conduct.

NOTICE TO PARENTS

The District official or designee shall promptly notify the parents of any student alleged to have experienced prohibited conduct by a District employee or another adult.

INVESTIGATION OF
THE REPORT

The District may request, but shall not require, a written report. If a report is made orally, the District official shall reduce the report to written form.

Upon receipt or notice of a report, the District official shall determine whether the allegations, if proven, would constitute prohibited conduct as defined by this policy. If so, the District official shall

STUDENT WELFARE
FREEDOM FROM DISCRIMINATION, HARASSMENT, AND RETALIATION

FFH
(LOCAL)

immediately authorize or undertake an investigation, regardless of whether a criminal or regulatory investigation regarding the same or similar allegations is pending. If not, the District official shall refer the complaint for consideration under FFI.

If an investigation is required in accordance with this policy, the District official shall also determine whether the allegations, if proven, would constitute bullying, as defined by FFI.

If appropriate, the District shall promptly take interim action calculated to address prohibited conduct or bullying during the course of an investigation.

The investigation may be conducted by the District official or a designee, such as the principal, or by a third party designated by the District, such as an attorney. When appropriate, the principal shall be involved in or informed of the investigation.

The investigation may consist of personal interviews with the person making the report, the person against whom the report is filed, and others with knowledge of the circumstances surrounding the allegations. The investigation may also include analysis of other information or documents related to the allegations.

CONCLUDING THE
INVESTIGATION

Absent extenuating circumstances, the investigation should be completed within ten District business days from the date of the report; however, the investigator shall take additional time if necessary to complete a thorough investigation.

The investigator shall prepare a written report of the investigation. The report shall include a determination of whether prohibited conduct or bullying occurred. The report shall be filed with the District official overseeing the investigation.

DISTRICT ACTION
PROHIBITED
CONDUCT

If the results of an investigation indicate that prohibited conduct occurred, the District shall promptly respond by taking appropriate disciplinary action in accordance with the Student Code of Conduct and may take corrective action reasonably calculated to address the conduct.

CORRECTIVE
ACTION

Examples of corrective action may include a training program for those involved in the complaint, a comprehensive education program for the school community, counseling to the victim and the student who engaged in prohibited conduct, follow-up inquiries to determine if any new incidents or any instances of retaliation have occurred, involving parents and students in efforts to identify problems and improve the school climate, increasing staff monitoring of areas where harassment has occurred, and reaffirming the District's policy against discrimination and harassment.

STUDENT WELFARE
FREEDOM FROM DISCRIMINATION, HARASSMENT, AND RETALIATION

FFH
(LOCAL)

BULLYING	If the results of an investigation indicate that bullying occurred, as defined by FFI, the District official shall refer to FFI for appropriate notice to parents and District action. The District official shall refer to FDB for transfer provisions.
IMPROPER CONDUCT	If the investigation reveals improper conduct that did not rise to the level of prohibited conduct or bullying, the District may take disciplinary action in accordance with the Student Code of Conduct or other corrective action reasonably calculated to address the conduct.
CONFIDENTIALITY	To the greatest extent possible, the District shall respect the privacy of the complainant, persons against whom a report is filed, and witnesses. Limited disclosures may be necessary in order to conduct a thorough investigation and comply with applicable law.
APPEAL	A student who is dissatisfied with the outcome of the investigation may appeal through FNG(LOCAL), beginning at the appropriate level. A student shall be informed of his or her right to file a complaint with the United States Department of Education Office for Civil Rights.
RECORDS RETENTION	Retention of records shall be in accordance with FB(LOCAL) and CPC(LOCAL).
ACCESS TO POLICY AND PROCEDURES	Information regarding this policy and any accompanying procedures shall be distributed annually in the employee and student handbooks. Copies of the policy and procedures shall be posted on the District's Web site, to the extent practicable, and readily available at each campus and the District's administrative offices.

TECHNOLOGY RESOURCES

CQ
(LEGAL)

PEIMS	<p>The District shall participate in the Public Education Information Management System (PEIMS) and through that system shall provide information required for the administration of the Foundation School Program and of other appropriate provisions of the Education Code. The PEIMS data standards, established by the Commissioner, shall be used by the District to submit information. <i>Education Code 42.006; 19 TAC 61.1025</i></p>
CHILDREN'S INTERNET PROTECTION ACT	<p>Under the Children's Internet Protection Act (CIPA), the District must, as a prerequisite to receiving universal service discount rates, implement certain Internet safety measures and submit certification to the Federal Communications Commission (FCC). <i>47 U.S.C. 254</i> [See UNIVERSAL SERVICE DISCOUNTS, below, for details]</p> <p>Districts that do not receive universal service discounts but do receive certain federal funds under the Elementary and Secondary Education Act (ESEA) must, as a prerequisite to receiving these funds, implement certain Internet safety measures and submit certification to the Department of Education (DOE). <i>20 U.S.C. 6777</i> [See ESEA FUNDING, below, for details]</p>
DEFINITIONS	<p>"Harmful to minors" means any picture, image, graphic image file, or other visual depiction that:</p> <ol style="list-style-type: none">1. Taken as a whole and with respect to minors, appeals to a prurient interest in nudity, sex, or excretion;2. Depicts, describes, or represents, in a patently offensive way with respect to what is suitable for minors, an actual or simulated sexual act or sexual contact, actual or simulated normal or perverted sexual acts, or a lewd exhibition of the genitals; and3. Taken as a whole, lacks serious literary, artistic, political, or scientific value as to minors. <p><i>47 U.S.C. 254(h)(7)(G); 20 U.S.C. 6777(e)(6)</i></p> <p>"Technology protection measure" means a specific technology that blocks or filters Internet access. <i>47 U.S.C. 254(h)(7)(I)</i></p>
UNIVERSAL SERVICE DISCOUNTS	<p>An elementary or secondary school having computers with Internet access may not receive universal service discount rates unless the District implements an Internet safety policy, submits certifications to the FCC, and ensures the use of computers with Internet access in accordance with the certifications. <i>47 U.S.C. 254(h)(5)(A); 47 CFR 54.520</i></p>

“Universal service” means telecommunications services including Internet access, Internet services, and internal connection services and other services that are identified by the FCC as eligible for federal universal service support mechanisms. *47 U.S.C. 254(c), (h)(5)(A)(ii)*

INTERNET SAFETY
POLICY

The District shall adopt and implement an Internet safety policy that addresses:

1. Access by minors to inappropriate matter on the Internet and the World Wide Web;
2. The safety and security of minors when using electronic mail, chat rooms, and other forms of direct electronic communications;
3. Unauthorized access, including “hacking,” and other unlawful activities by minors online;
4. Unauthorized disclosure, use, and dissemination of personal identification information regarding minors; and
5. Measures designed to restrict minors’ access to materials harmful to minors.

47 U.S.C. 254(l)

As part of its Internet safety policy, districts must educate minors about appropriate online behavior, including interacting with other individuals on social networking Web sites and in chat rooms and cyberbullying awareness and response. *47 U.S.C. 254(h)(5)(B)(iii)*

PUBLIC HEARING

The District shall provide reasonable public notice and hold at least one public hearing or meeting to address the proposed Internet safety policy. *47 U.S.C. 254(h)(5)(A), (l)(1)*

“INAPPROPRIATE
FOR MINORS”

A determination regarding what matter is inappropriate for minors shall be made by the Board or designee. *47 U.S.C. 254(l)(2)*

TECHNOLOGY
PROTECTION
MEASURE

In accordance with the appropriate certification, the District shall operate a technology protection measure that protects minors against access to visual depictions that are obscene, child pornography, or harmful to minors; and protects adults against access to visual depictions that are obscene or child pornography. *47 U.S.C. 254(h)(5)(B), (C)*

EXCEPTION FOR
ADULTS

An administrator, supervisor, or other person authorized by the District may disable the technology protection measure during use by an adult to enable access for bona fide research or other lawful purpose. *47 U.S.C. 254(h)(5)(D)*

TECHNOLOGY RESOURCES

CQ
(LEGAL)

MONITORED USE	<p>In accordance with the appropriate certification, the District shall monitor the online activities of minors. <i>47 U.S.C. 254(h)(5)(B)</i></p>
CERTIFICATIONS TO THE FCC	<p>To be eligible for universal service discount rates, the District shall certify to the FCC during each annual program application cycle, in the manner prescribed at 47 CFR 54.520, that:</p> <ol style="list-style-type: none">1. An Internet safety policy has been adopted and implemented.2. With respect to use by minors, the District is enforcing the Internet safety policy, educating minors about appropriate online behavior as part of its Internet safety policy, and operating a technology protection measure during any use of the computers.3. With respect to use by adults, the District is enforcing an Internet safety policy and operating a technology protection measure during any use of the computers. <p><i>47 U.S.C. 254(h)(5); 47 CFR 54.520</i></p>
ESEA FUNDING	<p>Federal funds made available under Title II, Part D of the ESEA for an elementary or secondary school that does not receive universal service discount rates may not be used to purchase computers used to access the Internet, or to pay for direct costs associated with accessing the Internet unless the District:</p> <ol style="list-style-type: none">1. Has in place a policy of Internet safety for minors that includes the operation of a technology protection measure that protects against access to visual depictions that are obscene, child pornography, or harmful to minors and enforces the operation of the technology protection measure during any use by minors of its computers with Internet access; and2. Has in place a policy of Internet safety that includes the operation of a technology protection measure that protects against access to visual depictions that are obscene or child pornography; and enforces the operation of the technology protection measure during any use of its computers with Internet access. <p>The District may disable the technology protection measure to enable access to bona fide research or for another lawful purpose.</p>
CERTIFICATION TO DOE	<p>The District shall certify its compliance with these requirements to the DOE as part of the annual application process for each program funding year under the ESEA.</p> <p><i>20 U.S.C. 6777</i></p>

TECHNOLOGY RESOURCES

CQ
(LEGAL)

TRANSFER OF
EQUIPMENT TO
STUDENTS

The District may transfer to a student enrolled in the District:

1. Any data processing equipment donated to the District, including equipment donated by a private donor, a state eleemosynary institution, or a state agency under Government Code 2175.905;
2. Any equipment purchased by the District; and
3. Any surplus or salvage equipment owned by the District.

Education Code 32.102(a)

Before transferring data processing equipment to a student, the District must:

1. Adopt rules governing transfers, including provisions for technical assistance to the student by the District;
2. Determine that the transfer serves a public purpose and benefits the District; and
3. Remove from the equipment any offensive, confidential, or proprietary information, as determined by the District.

Education Code 32.104

DONATIONS

The District may accept:

1. Donations of data processing equipment for transfer to students; and
2. Gifts, grants, or donations of money or services to purchase, refurbish, or repair data processing equipment.

Education Code 32.102(b)

The District shall not pay a fee or other reimbursement to a state eleemosynary institution or institution or agency of higher education or other state agency for surplus or salvage data processing equipment it transfers to the District. *Government Code 2175.905(c)*

USE OF PUBLIC
FUNDS

The District may spend public funds to:

1. Purchase, refurbish, or repair any data processing equipment transferred to a student; and
2. Store, transport, or transfer data processing equipment under this policy.

Education Code 32.105

TECHNOLOGY RESOURCES

CQ
(LEGAL)

ELIGIBILITY	A student is eligible to receive data processing equipment under this policy only if the student does not otherwise have home access to data processing equipment, as determined by the District. The District shall give preference to educationally disadvantaged students. <i>Education Code 32.103</i>
RETURN OF EQUIPMENT	Except as provided below, a student who receives data processing equipment from the District under this policy shall return the equipment to the District not later than the earliest of: <ol style="list-style-type: none"><li data-bbox="560 604 1414 638">1. Five years after the date the student receives the equipment;<li data-bbox="560 659 1040 693">2. The date the student graduates;<li data-bbox="560 714 1292 747">3. The date the student transfers to another district; or<li data-bbox="560 768 1198 802">4. The date the student withdraws from school. If, at the time the student is required to return the equipment, the District determines that the equipment has no marketable value, the student is not required to return the equipment. <i>Education Code 32.106</i>
UNIFORM ELECTRONIC TRANSACTIONS ACT	The District may agree with other parties to conduct transactions by electronic means. Any such agreement or transaction must be done in accordance with the Uniform Electronic Transactions Act. <i>Business and Commerce Code Chapter 322</i>
SECURITY BREACH NOTIFICATION TO INDIVIDUALS	A district that owns or licenses computerized data that includes sensitive personal information shall disclose, in accordance with the notice provisions at Business and Commerce Code 521.053(e), any breach of system security, after discovering or receiving notification of the breach, to any individual whose sensitive personal information was, or is reasonably believed to have been, acquired by an unauthorized person. The disclosure shall be made as quickly as possible, except as provided at CRIMINAL INVESTIGATION EXCEPTION, below, or as necessary to determine the scope of the breach and restore the reasonable integrity of the data system.
TO THE OWNER OR LICENSE HOLDER	A district that maintains computerized data that includes sensitive personal information not owned by the district shall notify the owner or license holder, in accordance with Business and Commerce Code 521.053(e), of the information of any breach of system security immediately after discovering the breach, if the sensitive personal information was, or is reasonably believed to have been, acquired by an unauthorized person.

TECHNOLOGY RESOURCES

CQ
(LEGAL)

TO A CONSUMER REPORTING AGENCY

If the District is required to notify at one time more than 10,000 persons of a breach of system security, the District shall also notify each consumer reporting agency, as defined by 15 U.S.C. 1681a, that maintains files on consumers on a nationwide basis, of the timing, distribution, and content of the notices. The District shall provide the notice without unreasonable delay.

CRIMINAL INVESTIGATION EXCEPTION

The District may delay providing the required notice to state residents or the owner or license holder at the request of a law enforcement agency that determines that the notification will impede a criminal investigation. The notification shall be made as soon as the law enforcement agency determines that the notification will not compromise the investigation.

INFORMATION SECURITY POLICY

A district that maintains its own notification procedures as part of an information security policy for the treatment of sensitive personal information that complies with the timing requirements for notice described above complies with Business and Commerce Code 521.053 if the district notifies affected persons in accordance with that policy.

Business and Commerce Code 521.053; Local Gov't Code 205.010

DEFINITIONS

“Breach of system security” means unauthorized acquisition of computerized data that compromises the security, confidentiality, or integrity of sensitive personal information maintained by a person, including data that is encrypted if the person accessing the data has the key required to decrypt the data. Good faith acquisition of sensitive personal information by an employee or agent of the person for the purposes of the person is not a breach of system security unless the person uses or discloses the sensitive personal information in an unauthorized manner. *Business and Commerce Code 521.053(a)*

“Sensitive personal information” means:

1. An individual’s first name or first initial and last name in combination with any one or more of the following items, if the name and the items are not encrypted:
 - a. Social security number;
 - b. Driver’s license number or government-issued identification number; or
 - c. Account number or credit or debit card number in combination with any required security code, access code, or password that would permit access to an individual’s financial account; or

2. Information that identifies an individual and relates to:
 - a. The physical or mental health or condition of the individual;
 - b. The provision of health care to the individual; or
 - c. Payment for the provision of health care to the individual.

“Sensitive personal information” does not include publicly available information that is lawfully made available to the public from the federal government or a state or local government.

Business and Commerce Code 521.002(a)(2), (b)

ACCESS TO
ELECTRONIC
COMMUNICATIONS

ELECTRONIC
COMMUNICATION
PRIVACY ACT

Except as otherwise provided in the Electronic Communication Privacy Act (ECPA), 18 U.S.C. 2510–22, a person commits an offense if the person:

1. Intentionally intercepts, endeavors to intercept, or procures any other person to intercept or endeavor to intercept any wire, oral, or electronic communication;
2. Intentionally uses, endeavors to use, or procures any other person to use or endeavor to use any electronic, mechanical, or other device to intercept any oral communication when:
 - a. Such device is affixed to, or otherwise transmits a signal through, a wire, cable, or other like connection used in wire communication; or
 - b. Such device transmits communications by radio, or interferes with the transmission of such communication; or
 - c. Such person knows, or has reason to know, that such device or any component thereof has been sent through the mail or transported in interstate or foreign commerce; or
 - d. Such use or endeavor to use takes place on the premises of any business or other commercial establishment the operations of which affect interstate or foreign commerce; or obtains or is for the purpose of obtaining information relating to the operations of any business or other commercial establishment the operations of which affect interstate or foreign commerce; or
 - e. Such person acts in the District of Columbia, the Commonwealth of Puerto Rico, or any territory or possession of the United States;

3. Intentionally discloses, or endeavors to disclose, to any other person the contents of any wire, oral, or electronic communication, knowing or having reason to know that the information was obtained through the prohibited interception of a wire, oral, or electronic communication;
4. Intentionally uses, or endeavors to use, the contents of any wire, oral, or electronic communication, knowing or having reason to know that the information was obtained through the prohibited interception of a wire, oral, or electronic communication; or
5. Intentionally discloses, or endeavors to disclose, to any other person the contents of any wire, oral, or electronic communication, intercepted by means authorized by 18 U.S.C. 2511(2)(a)(ii), 2511(2)(b)–(c), 2511(2)(e), 2516, and 2518; knowing or having reason to know that the information was obtained through the interception of such a communication in connection with a criminal investigation; having obtained or received the information in connection with a criminal investigation; and with intent to improperly obstruct, impede, or interfere with a duly authorized criminal investigation.

It shall not be unlawful for a person not acting under color of law to intercept a wire, oral, or electronic communication where such person is a party to the communication or where one of the parties to the communication has given prior consent to such interception unless such communication is intercepted for the purpose of committing any criminal or tortious act in violation of the Constitution or laws of the United States or of any state.

18 U.S.C. 2511(1), (2)(d)

STORED WIRE AND
ELECTRONIC
COMMUNICATIONS
AND
TRANSACTIONAL
RECORDS ACCESS
ACT

The District must comply with the Stored Wire and Electronic Communications and Transactional Records Access Act, 18 U.S.C. 2701–12.

A person is prohibited from obtaining, altering, or preventing authorized access to a wire or electronic communication while it is in electronic storage by:

1. Intentionally accessing without authorization a facility through which an electronic communication service is provided; or
2. Intentionally exceeding an authorization to access that facility.

EXCEPTIONS

This section does not apply with respect to conduct authorized:

1. By the person or entity providing a wire or electronic communications service;

2. By a user of that service with respect to a communication of or intended for that user; or
3. By sections 18 U.S.C. 2703, 2704, or 2518.

18 U.S.C. 2701(a), (c)

DEFINITIONS

ELECTRONIC
COMMUNICATION

“Electronic communication” means any transfer of signs, signals, writing, images, sounds, data, or intelligence of any nature transmitted in whole or in part by a wire, radio, electromagnetic, photo-electronic or photooptical system that affects interstate or foreign commerce. *18 U.S.C. 2510(12)*

ELECTRONIC
STORAGE

“Electronic storage” means:

1. Any temporary, intermediate storage of a wire or electronic communication incidental to the electronic transmission thereof; and
2. Any storage of such communication by an electronic communication service for purposes of backup protection of such communication.

18 U.S.C. 2510(17)

Messages that have been sent to a person, but not yet opened, are in temporary, intermediate storage and are considered to be in electronic storage. See *Steve Jackson Games, Inc. v. United States Secret Service*, 36 F.3d 457 (5th Cir. 1994). Electronic communications that are opened and stored separately from the provider are considered to be in post-transmission storage, not electronic storage. See *Fraser v. Nationwide Mut. Ins. Co.*, 352 F.3d 107 (3d Cir. 2004).

ELECTRONIC
COMMUNICATIONS
SYSTEM

“Electronic communications system” means any wire, radio, electromagnetic, photooptical or photoelectronic facilities for the transmission of wire or electronic communications, and any computer facilities or related electronic equipment for the electronic storage of such communications. *18 U.S.C. 2510(14)*

ELECTRONIC
COMMUNICATION
SERVICE

“Electronic communication service” means any service which provides to users thereof the ability to send or receive wire or electronic communications. *18 U.S.C. 2510(15)*

AUTHENTICATION OF
ELECTRONIC
COMMUNICATIONS

A digital signature may be used to authenticate a written electronic communication sent to the District if it complies with rules adopted by the Board. Before adopting the rules, the Board shall consider the rules adopted by the Department of Information Resources (DIR) and, to the extent possible and practicable, shall make the Board’s rules consistent with DIR rules. *Gov’t Code 2054.060; 1 TAC 203*

Note: For Board member use of District technology resources, see BBI. For student use of personal electronic devices, see FNCE.

For purposes of this policy, "technology resources" means electronic communication systems and electronic equipment.

AVAILABILITY OF
ACCESS

Access to the District's technology resources, including the Internet, shall be made available to students and employees primarily for instructional and administrative purposes and in accordance with administrative regulations.

LIMITED PERSONAL
USE

Limited personal use of the District's technology resources shall be permitted if the use:

1. Imposes no tangible cost on the District;
2. Does not unduly burden the District's technology resources; and
3. Has no adverse effect on an employee's job performance or on a student's academic performance.

USE BY MEMBERS
OF THE PUBLIC

Access to the District's technology resources, including the Internet, shall be made available to members of the public, in accordance with administrative regulations. Such use shall be permitted so long as the use:

1. Imposes no tangible cost on the District; and
2. Does not unduly burden the District's technology resources.

ACCEPTABLE USE

The Superintendent or designee shall develop and implement administrative regulations, guidelines, and user agreements consistent with the purposes and mission of the District and with law and policy.

Access to the District's technology resources is a privilege, not a right. All users shall be required to acknowledge receipt and understanding of all administrative regulations governing use of the District's technology resources and shall agree in writing to allow monitoring of their use and to comply with such regulations and guidelines. Noncompliance may result in suspension of access or termination of privileges and other disciplinary action consistent with District policies. [See DH, FN series, FO series, and the Student Code of Conduct] Violations of law may result in criminal prosecution as well as disciplinary action by the District.

INTERNET SAFETY

The Superintendent or designee shall develop and implement an Internet safety plan to:

TECHNOLOGY RESOURCES

CQ
(LOCAL)

1. Control students' access to inappropriate materials, as well as to materials that are harmful to minors;
2. Ensure student safety and security when using electronic communications;
3. Prevent unauthorized access, including hacking and other unlawful activities;
4. Restrict unauthorized disclosure, use, and dissemination of personally identifiable information regarding students; and
5. Educate students about cyberbullying awareness and response and about appropriate online behavior, including interacting with other individuals on social networking Web sites and in chat rooms.

FILTERING

Each District computer with Internet access and the District's network systems shall have filtering devices or software that blocks access to visual depictions that are obscene, pornographic, inappropriate for students, or harmful to minors, as defined by the federal Children's Internet Protection Act and as determined by the Superintendent or designee.

The Superintendent or designee shall enforce the use of such filtering devices. Upon approval from the Superintendent or designee, an administrator, supervisor, or other authorized person may disable the filtering device for bona fide research or other lawful purpose.

MONITORED USE

Electronic mail transmissions and other use of the District's technology resources by students, employees, and members of the public shall not be considered private. Designated District staff shall be authorized to monitor the District's technology resources at any time to ensure appropriate use.

DISCLAIMER OF LIABILITY

The District shall not be liable for users' inappropriate use of the District's technology resources, violations of copyright restrictions or other laws, users' mistakes or negligence, and costs incurred by users. The District shall not be responsible for ensuring the availability of the District's technology resources or the accuracy, age appropriateness, or usability of any information found on the Internet.

RECORD RETENTION

A District employee shall retain electronic records, whether created or maintained using the District's technology resources or using personal technology resources, in accordance with the District's record management program. [See CPC]

TECHNOLOGY RESOURCES

CQ
(LOCAL)

SECURITY BREACH
NOTIFICATION

Upon discovering or receiving notification of a breach of system security, the District shall disclose the breach to affected persons or entities in accordance with the time frames established by law.

The District shall give notice by using one or more of the following methods:

1. Written notice.
2. Electronic mail, if the District has electronic mail addresses for the affected persons.
3. Conspicuous posting on the District's Web site.
4. Publication through broadcast media.