

Prep Resources: How to Improve Prep in this Area

Standard 17: Outcomes

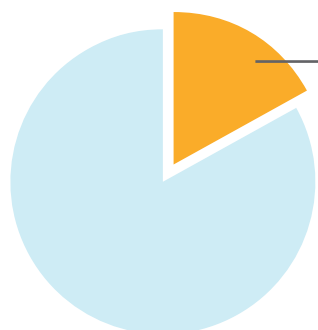
BOOSTER STANDARD — All Programs

Follow these steps to improve your preparation program and your score:

- ☐ **1st** Survey graduates on how well-prepared they feel for teaching. Design the survey to yield meaningful information to help make program improvements.
- ☐ **2nd** Survey graduates' employers about the graduates' professional performance. Design the survey to yield meaningful information about the strengths and weaknesses of teachers from your program.
- ☐ **3rd** Administer a standardized performance assessment (e.g., a TPA) of your teacher candidates. This will both ensure that they are ready to teach and will enable you to identify common strengths or weaknesses relative to other programs across graduating candidates.

Topics to consider including in a survey:

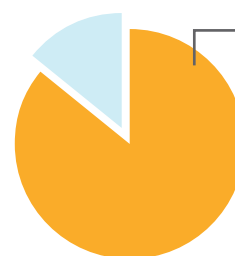
1. How long does it take graduates to find a job in their field?
2. Do graduates feel prepared from the first day of school?
3. What are the areas in which graduates wish they'd had more training?
4. In what areas do they feel fully prepared?
5. How effective are graduates as teachers?



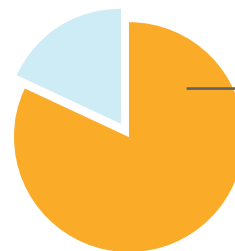
Only 17% of institutions (in only seven states and the District of Columbia) **gather growth data** on their graduates' students.

Outcomes can be used to:

1. Redesign courses or clinical experiences.
2. Update student teacher assessment practices.
3. Develop new school partnerships for clinical placements.
4. Change recruitment and selection practices.



82% of institutions survey their graduates on topics relevant to program evaluation after graduation.



86% survey graduates' employers.

Leaderboard

A few programs that meet this standard:

Coming fall 2016

Follow the links below to learn more

Exemplary Programs & Findings

nctq.org/dmsView/Teacher_Prep_Review_2014_Std2

Methodology & Rationale

nctq.org/dmsView/Standard_Book_2

Resources

nctq.org/teacherPrep/review2014/resources/index.jsp