

For NCTQ's analysis of 2022-2023 salary schedules, this 2018-2019 salary document was used again, as it remained posted on the district website as of February 2023. NCTQ's policy is to analyze salary schedules posted as of January 1, 2023. For NCTQ's analysis of 2021-2022 salary schedules, this 2018-2019 salary document was used again, as it remained posted on the district website as of July 2022. NCTQ's policy is to analyze salary schedules posted as of January 1, 2022. For NCTQ's analysis of 2020-2021 salary schedules, this 2018-2019 salary document was used again, as it remained posted on the district website as of March 2021. NCTQ's policy is to analyze salary schedules posted as of January 1, 2021. For NCTQ's analysis of 2019-2020 salary schedules, this 2018-2019 salary document was used again, as it remained posted on the district website as of May 2020. NCTQ's policy is to analyze salary schedules posted as of January 1, 2020.

FY 2019 ET 15 Salary Schedule


District of Columbia Public Schools


Fiscal Year: 2019 Service Code Definition: Educational Service - WTU - ET 15
 Effective Date: 10/01/18 or first full pay period
 Union/Non-Union: WTU Affected CBU: MAA and Service Codes: Q,R,S
 Increase: 2%

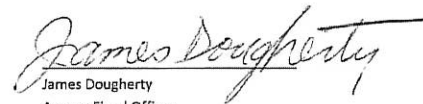
FY 2019 ET 15 Salary Schedule - 10 Month														Adjustment: 2.00%			Longevity Placements		
Education Level	Step 1	Step 2	Step 3	Step 4	Step 5	Step 6	Step 7	Step 8	Step 9	Step 10	Step 11	Step 12-15	Step 16	17-18 Yrs Service	19-20 Yrs Service	21+ Yrs Service			
Bachelors	\$ 56,313	\$ 56,506	\$ 57,665	\$ 59,794	\$ 61,903	\$ 64,027	\$ 66,724	\$ 69,400	\$ 72,097	\$ 74,769	\$ 77,457	\$ 82,838	\$ 89,294	N/A	N/A	N/A			
Bachelors + 15	\$ 58,189	\$ 59,110	\$ 60,324	\$ 62,440	\$ 64,560	\$ 66,685	\$ 69,377	\$ 72,066	\$ 74,751	\$ 77,444	\$ 80,117	\$ 85,510	\$ 94,635	N/A	N/A	N/A			
Bachelors + 30/Masters	\$ 60,067	\$ 61,451	\$ 64,136	\$ 66,823	\$ 69,503	\$ 72,198	\$ 75,535	\$ 78,856	\$ 82,200	\$ 85,523	\$ 88,869	\$ 95,529	\$ 104,199	\$ 105,395	\$ 107,389	\$ 110,179			
Masters + 30	\$ 61,944	\$ 64,136	\$ 66,823	\$ 69,503	\$ 72,198	\$ 74,885	\$ 78,211	\$ 81,553	\$ 84,883	\$ 88,206	\$ 91,533	\$ 98,213	\$ 106,938	\$ 108,134	\$ 110,128	\$ 112,919			
Masters + 60/PhD	\$ 65,697	\$ 66,823	\$ 69,503	\$ 72,198	\$ 74,885	\$ 77,573	\$ 80,903	\$ 84,242	\$ 87,571	\$ 90,905	\$ 94,224	\$ 101,191	\$ 110,427	\$ 111,622	\$ 113,617	\$ 116,408			

FY 2019 ET 15 Salary Schedule - 11 Month														Adjustment: 2.00%			Longevity Placements		
Education Level	Step 1	Step 2	Step 3	Step 4	Step 5	Step 6	Step 7	Step 8	Step 9	Step 10	Step 11	Step 12-15	Step 16	17-18 Yrs Service	19-20 Yrs Service	21+ Yrs Service			
Bachelors	\$ 61,944	\$ 62,157	\$ 63,432	\$ 65,773	\$ 68,093	\$ 70,429	\$ 73,397	\$ 76,341	\$ 79,307	\$ 82,247	\$ 85,203	\$ 91,123	\$ 98,224	N/A	N/A	N/A			
Bachelors + 15	\$ 64,008	\$ 65,021	\$ 66,356	\$ 68,683	\$ 71,015	\$ 73,353	\$ 76,315	\$ 79,273	\$ 82,227	\$ 85,189	\$ 88,129	\$ 94,061	\$ 104,100	N/A	N/A	N/A			
Bachelors + 30/Masters	\$ 66,074	\$ 67,596	\$ 70,550	\$ 73,505	\$ 76,453	\$ 79,417	\$ 83,089	\$ 86,741	\$ 90,421	\$ 94,076	\$ 97,756	\$ 105,082	\$ 114,618	\$ 115,934	\$ 118,127	\$ 121,197			
Masters + 30	\$ 68,138	\$ 70,550	\$ 73,505	\$ 76,453	\$ 79,417	\$ 82,374	\$ 86,032	\$ 89,709	\$ 93,371	\$ 97,027	\$ 100,687	\$ 108,033	\$ 117,632	\$ 118,947	\$ 121,140	\$ 124,211			
Masters + 60/PhD	\$ 72,267	\$ 73,505	\$ 76,453	\$ 79,417	\$ 82,374	\$ 85,330	\$ 88,994	\$ 92,667	\$ 96,327	\$ 99,996	\$ 103,646	\$ 111,310	\$ 121,469	\$ 122,786	\$ 124,979	\$ 128,049			

FY 2019 ET 15 Salary Schedule - 12 Month														Adjustment: 2.00%			Longevity Placements		
Education Level	Step 1	Step 2	Step 3	Step 4	Step 5	Step 6	Step 7	Step 8	Step 9	Step 10	Step 11	Step 12-15	Step 16	17-18 Yrs Service	19-20 Yrs Service	21+ Yrs Service			
Bachelors	\$ 66,735	\$ 66,940	\$ 68,176	\$ 70,440	\$ 72,688	\$ 74,951	\$ 77,823	\$ 80,673	\$ 83,543	\$ 86,391	\$ 89,253	\$ 94,984	\$ 101,860	N/A	N/A	N/A			
Bachelors + 15	\$ 68,735	\$ 69,714	\$ 71,007	\$ 73,260	\$ 75,518	\$ 77,782	\$ 80,649	\$ 83,511	\$ 86,372	\$ 89,240	\$ 92,086	\$ 97,829	\$ 107,549	N/A	N/A	N/A			
Bachelors + 30/Masters	\$ 70,731	\$ 72,196	\$ 75,067	\$ 77,928	\$ 80,782	\$ 83,652	\$ 87,187	\$ 90,742	\$ 94,307	\$ 97,844	\$ 100,474	\$ 108,500	\$ 117,732	\$ 118,929	\$ 120,923	\$ 123,713			
Masters + 30	\$ 72,733	\$ 75,067	\$ 77,928	\$ 80,782	\$ 83,652	\$ 86,514	\$ 90,056	\$ 93,616	\$ 97,164	\$ 100,702	\$ 104,244	\$ 111,358	\$ 120,652	\$ 121,847	\$ 123,841	\$ 126,633			
Masters + 60/PhD	\$ 76,728	\$ 77,928	\$ 80,782	\$ 83,652	\$ 86,514	\$ 89,381	\$ 92,924	\$ 96,480	\$ 100,023	\$ 103,575	\$ 107,109	\$ 114,530	\$ 124,365	\$ 125,561	\$ 127,555	\$ 130,346			


 Crystal Jefferson
 Chief
 Office of Talent and Culture
 Date: 10/18/2017


 Scott Barash, Esq.
 General Counsel
 Office of General Counsel
 Date: 10/19/17


 James Dougherty
 Agency Fiscal Officer
 Primary and Secondary Education Cluster
 Office of the Chief Financial Officer
 Date: 10/18/17