

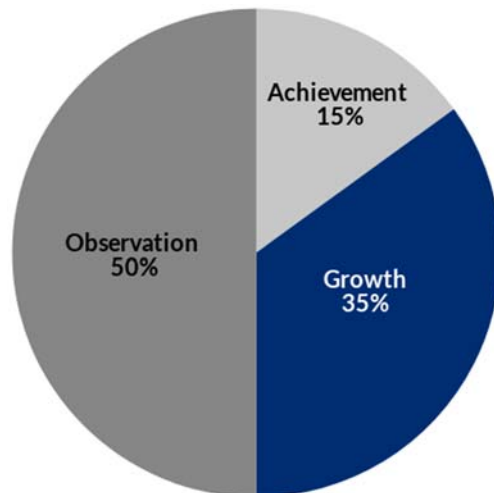
## 2018-19 Educator Evaluation Composite Weightings

Pursuant to [Chapter 42 of the Public Acts of 2019](#), evaluation composite weightings in regards to growth for educators in the 2018-19 school year are detailed below. The majority of scenarios and weightings available to educators for the 2018-19 school year are similar to the 2017-18 scenarios. The differences for 2018-19 include a scenario for multi-year TVAAS without 2017-18 data, and teachers with only 2018-19 TVAAS will fall into one scenario below rather than having a second scenario with a lower proportion of growth available.

In the event that multiple scenarios apply to an educator, the scenario that generates the highest Level of Overall Effectiveness (LOE) score for the educator is used. The number of scenarios available to an educator is dictated by the growth data available in [TNCompass](#) at the time of the LOE calculation. Educators may log in to TNCompass to view their data.

### Tested Teachers and Portfolio Teachers

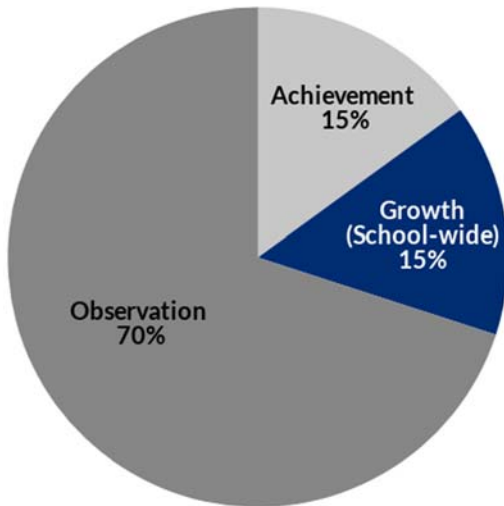
- **Scenario 1:** TNReady individual growth data or portfolio scores from only 2018-19 will be factored as 35 percent of a LOE. This is the only scenario for portfolio teachers and teachers with one year of TVAAS data.
- **Scenario 2:** All available TNReady individual growth data from 2016-17, 2017-18, and 2018-19 will be *equally weighted* and factored as 35 percent of a LOE. This could be data from two or three of the listed years.
- **Scenario 3:** TNReady individual growth data from 2016-17 and 2018-19 will be *equally weighted* and factored as 35 percent of a LOE.



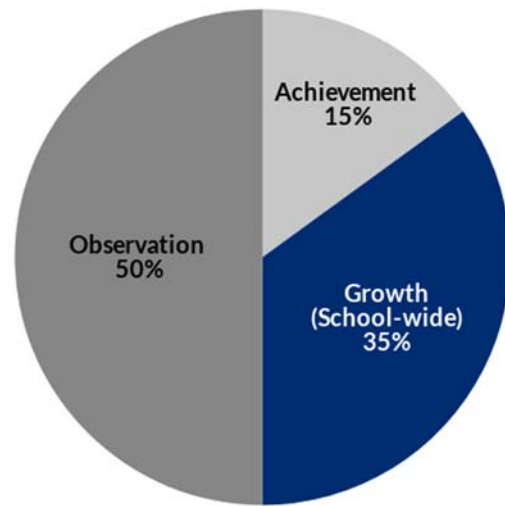
### Non-Tested Teachers and Administrators

A teacher without individual growth data will have 2018-19 school-wide TNReady growth data factored in as 15 percent. All administrators will have 2018-19 school-wide growth data factored as 35 percent of their LOE.

**Non-Tested Teachers**

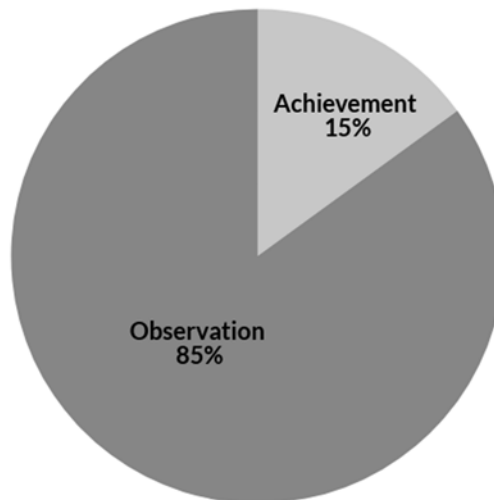


**Administrators**



### Educators in State Special Schools

A teacher or administrator in a state special school *without growth data* will have observation factored as 85 percent of a LOE. The measure of student achievement will account for 15 percent of a LOE.



### Questions

For more information about educator evaluation, visit the [TEAM website](#). For more information about TVAAS, visit the [SAS website](#). With questions, reach out to [TEAM.Questions@tn.gov](mailto:TEAM.Questions@tn.gov).