



KLEIN ISD SUBSTITUTE HANDBOOK

2020-2021

TABLE OF CONTENTS

<u>WELCOME FROM SUPERINTENDENT</u>	<u>2</u>
STRATEGIC VISION	3
WELCOME TO KLEIN ISD	4
KLEIN ISD CALENDAR	5
KLEIN ISD MAP	6
SUBSTITUTE REPORTING TIMES	7
PROFESSIONAL DEVELOPMENT	8
GENERAL INFORMATION/HEALTH CARE COVERAGE	10
HEALTH CARE COVERAGE(CONTINUED)	12
FOR ALL TRS RETIREES	14
FINGERPRINTING	15
SECURITY BADGES	16
PARKING PERMITS	17
DAILY PAY RATES	18
LONG TERM SUBSTITUTE-GENERAL	20
LONG TERM SUBSTITUTE-ABSENCES	21
LONG TERM SUBSTITUTE-COMPENSATION	22
SUBSTITUTE DRESS AND GROOMING	23
PROFESSIONAL EXPECTATIONS-PERSONNEL-STUDENT RELATIONS	24
PROFESSIONAL EXPECTATIONS-GENERAL	26
SUBSTITUTE STANDARDS OF CONDUCT	32
CONFIDENTIALITY	33
SUBSTITUTE TEACHERS AND PHYSICAL CONTACT	34
PROCEDURES RELATING TO CHILD ABUSE/NEGLECT	35
SEXUAL HARASSMENT	36
CLASSROOM MANAGEMENT	37
CLASSROOM MANAGEMENT HELPFUL HINTS	43
SUBSTITUTE TEACHERS AND ACCIDENTS	45
WORKERS COMPENSATION	46
SUBSTITUTE REMOVALS	47
NON-WORK DAYS AND RESIGNATION	48
REACTIVATION	49
NETWORK/INTERNET RESPONSIBLE USE GUIDELINES	50
ABSENCE MANAGEMENT-AESOP REPORTING SYSTEM	57
EMERGENCY SCHOOL CLOSING	60
EMERGENCY OPERATION FOR SUBSTITUTES	61
BLOOD BORNE PATHOGENS	68
BLOOD BORNE PATHOGENS-GLOSSARY	70
WE APPRECIATE YOU	75

WELCOME FROM THE SUPERINTENDENT

Dear Substitute,

Thank you for serving as a substitute with us and becoming a part of our Klein Family! We are grateful you have chosen our District and want to assist us in ensuring that EVERY Student Enters with a Promise & Exits with a Purpose. This handbook will explain our procedures, assist you in becoming a successful substitute, and answer some of the questions you may have about substituting in our District. We want your time with Klein to be beneficial for our students and rewarding for you.

Your commitment to our [shared vision](#), [strategic priorities](#), and [guiding documents](#) will enable us to ensure excellent and equitable outcomes for all students as we reimagine learning, cultivate talent, and build community. Please review each one of these documents carefully. They are the foundation of our beliefs in Klein ISD. As a substitute, you play an important role in the lives of the students we serve. Our students walk into our classrooms with the expectation that they will experience high quality teaching each and every day, and your presence and commitment helps make that possible.

Our mission is to reach each student by personalizing learning and focusing on the whole student, ensuring that EVERY student has the opportunity to achieve his/her purpose. You are encouraged to live our Profile of a Leader by taking every opportunity to be student- focused, relationship-driven, a promise2purpose investor, and a forever learner as you support and encourage the students you serve, helping to make each one successful.

If you have any questions, please don't hesitate to contact our Human Resource Services Team. Thank you again for your service to Klein ISD and your partnership in advancing our shared Promise2Purpose vision.

Sincerely,
Dr. Jenny McGown
Superintendent of Schools
&
Kelly Schumacher
Associate Superintendent of Human Resource Services

PROMISE2PURPOSE INVESTORS

PROFILE OF A LEADER

RELATIONSHIPS

RESOURCES

HIGH QUALITY TEACHING



ASPIRATIONAL MEASURES & INDICATORS OF SUCCESS

PROFILE OF A LEARNER

WELCOME TO KLEIN ISD

We welcome your employment as a substitute with the Klein Independent School District. In order to assist you in your job as a substitute, we have created this handbook to address a wide variety of subjects.

It is important that you read this entire handbook before accepting your first assignment. If you are a returning substitute, please re-read this entire handbook as policies may have changed. You are responsible for the material found within the on-line handbook.

Should you have questions or concerns at any time, please feel free to e-mail the Substitute Office at the addresses below. We will be happy to help you now and anytime throughout the year.

Chris Ruggerio

Director of Staffing & Employee Relations

cruggerio@kleinisd.net

Shannon Collins

Substitute Specialist

scollins2@kleinisd.net

Anita Lopez

Substitute Services Clerk

alopez1@kleinisd.net

OPEN OFFICE HOURS

Monday to Friday 7:30 a.m-5 p.m.

*Summer work days are Monday through Thursday beginning in June.

7200 Spring Cypress Road

Klein, Texas 77379

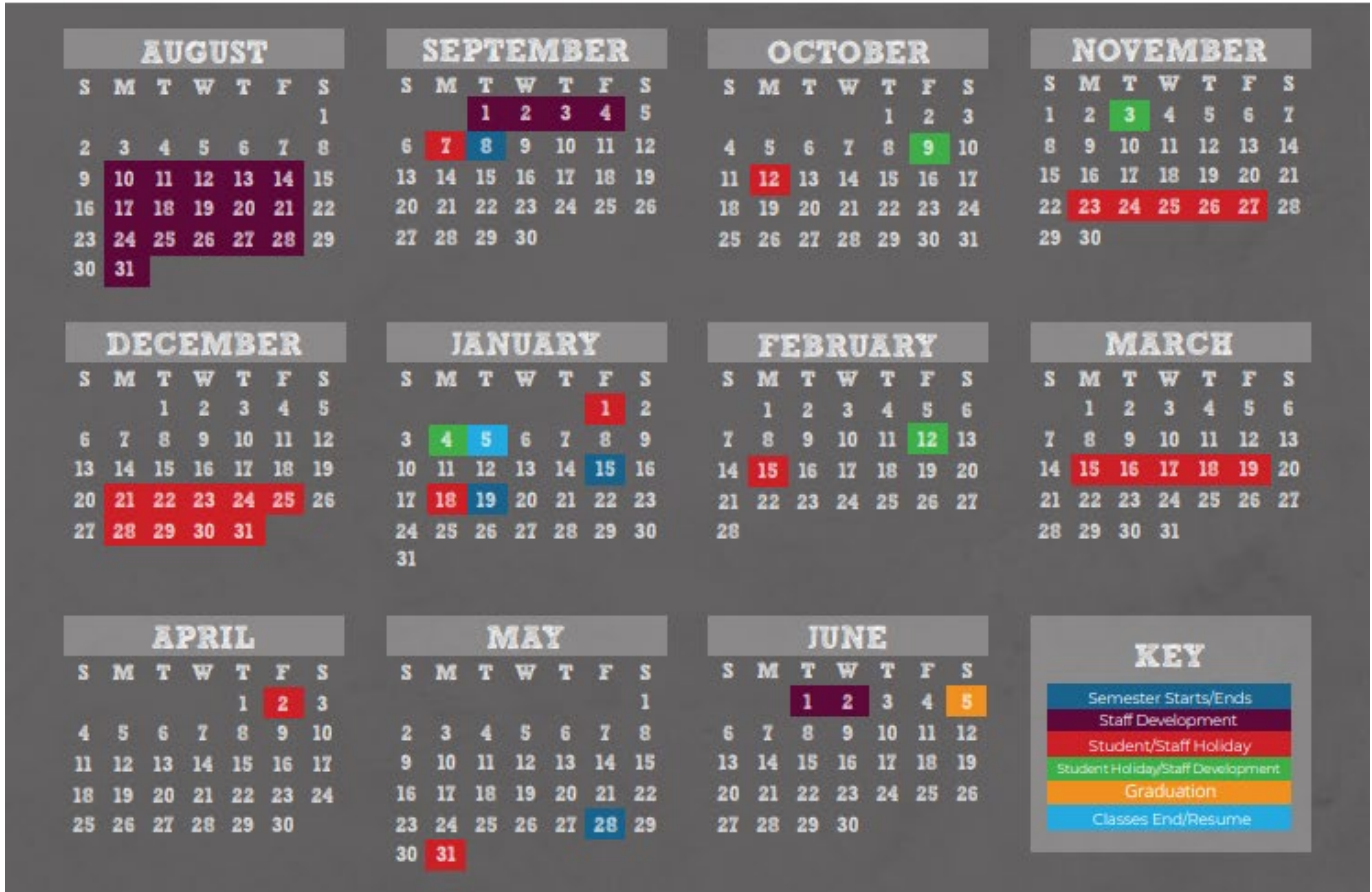
832.249.4200 | Phone

832.249.4222 | Fax

ONLINE SUBSTITUTE RESOURCES

www.KleinISD.net > Employment> Substitute Information

KLEIN ISD 2020-2021 DISTRICT CALENDAR



KLEIN ISD 2020-2021 IMPORTANT DATES

AUG 10 - SEPT 4	Staff Development	JAN 18	Dr. Martin Luther King Jr. Holiday
SEPT 7	Labor Day Holiday	JAN 19	SECOND SEMESTER BEGINS
SEPT 8	FIRST DAY OF CLASSES	FEB 12	Student Holiday/Staff Development
OCT 9	Student Holiday/Staff Development	FEB 15	President's Day Holiday
OCT 12	Columbus Day Holiday	MAR 15 - 19	Spring Break
NOV 3	Student Holiday/Staff Development	APR 2	Student/Staff Holiday
NOV 23 - 27	Thanksgiving Holiday	MAY 28	LAST DAY OF CLASSES
DEC 21 - JAN 1	Winter Holiday	MAY 31	Memorial Day Holiday
JAN 4	Student Holiday/Staff Development	JUNE 1 - 2	Staff Development
JAN 5	CLASSES RESUME	JUNE 5	GRADUATION
JAN 15	END OF FIRST SEMESTER		

GRADING PERIODS	FIRST SEMESTER	SECOND SEMESTER
	1 SEPT 8 - OCT 30 2 NOV 2 - JAN 15	3 JAN 19 - MAR 26 4 MAR 29 - MAY 28

SCHOOL HOURS	ELEMENTARY 8:00 A.M. - 3:30 P.M.	INTERMEDIATE 8:50 A.M. - 4:20 P.M.	HIGH SCHOOL 7:15 A.M. - 2:46 P.M.
---------------------	--	--	---

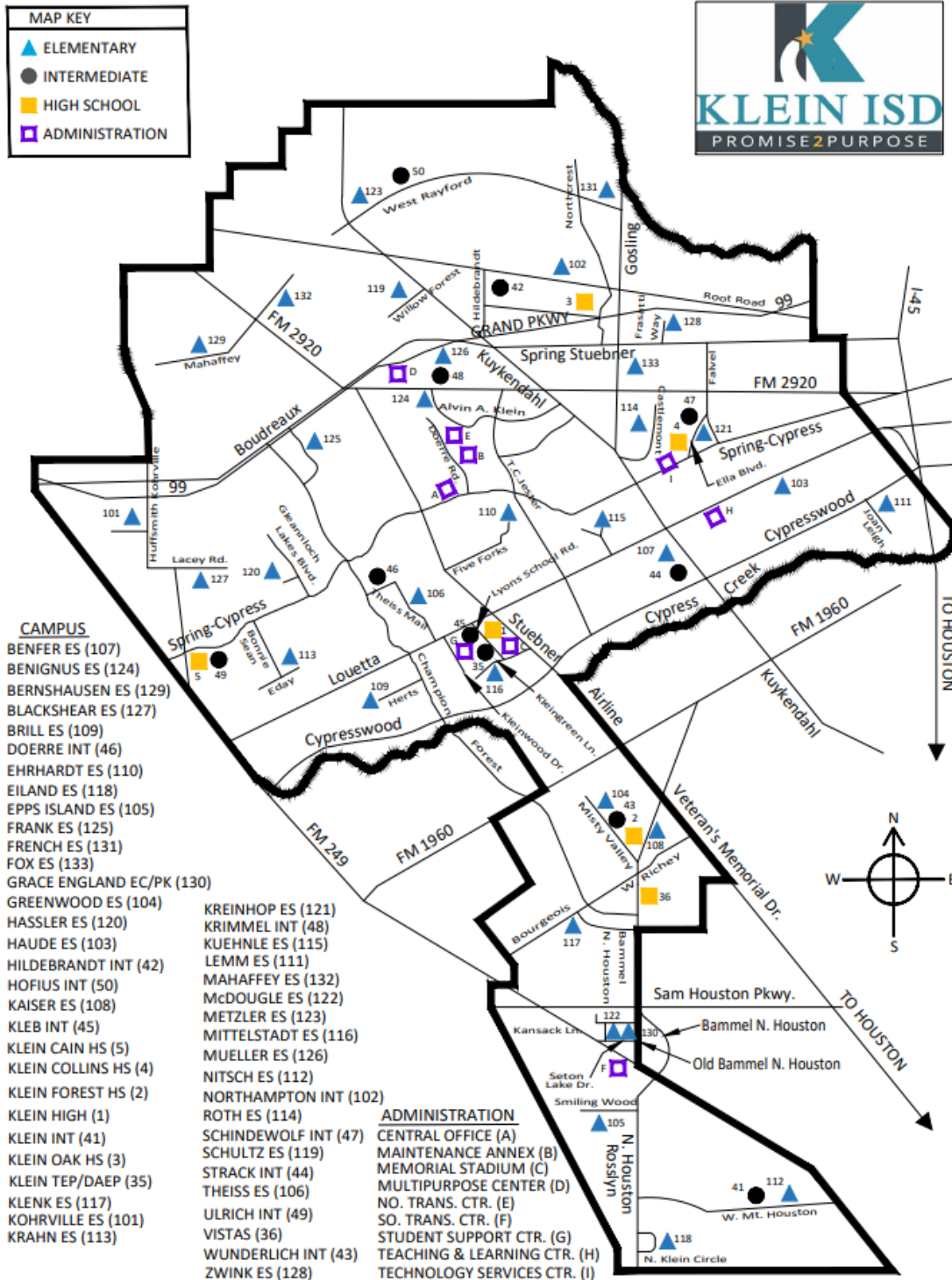


7200 Spring Cypress Road | Klein, Texas 77379 | 832-249-4000 | www.kleinisd.net

Updated August 11, 2020

KLEIN ISD MAP

Klein ISD District Map



SUBSTITUTE REPORTING TIMES

- ELEMENTARY – DAILY SUBSTITUTE HOURS 7:40AM – 3:40 PM Example: .5 DAY = 7:40AM-11:40AM OR 11:40AM-3:40PM
- INTERMEDIATE – DAILY SUBSTITUTE HOURS 8:35AM – 4:35PM Example: .5 DAY = 8:35AM-12:35PM OR 12:35PM-4:35PM
- HIGH SCHOOL – DAILY SUBSTITUTE HOURS 7:00AM – 3:00PM Example: .5 DAY = 7:00AM-11:00AM OR 11:00AM-3:00PM

PROFESSIONAL DEVELOPMENT

Educational Technology for Substitutes

- Substitutes are welcome to attend the Klein ISD Professional Development: Educational Technology classes offered in the evenings and Saturdays (Fall/Spring) and during the summer.
- Notice is sent to all Klein ISD employees – check your Klein ISD email for the notice when registration opens.
- Registration for classes is through Eduphoria Workshop, and like all employees, technology classes are open registration, meaning these classes have no cost. Once the registration window is open, all employees may then register at any time.
- Classes are offered for various user levels, and often times, are specific to grade levels and/or subject/content areas.
- Employees may earn SBEC (State Board of Educator Certification) CPE hours, and classes are designed with TTESS in mind.
- Classes fill quickly.

Recommended Classes

- Any and all levels of Introduction classes
- Working in Klein's Networked Environment
- Online Resources
- All levels of Outlook
- Files, Folders, and Filters
- Any and all levels of Technology Baseline Standard Initiative (TBSI)
- Any and all levels of Office classes (Word, Excel, PowerPoint, Access, Publisher)

Register at Eduphoria

- You can access Eduphoria through knet or kleinisd.net.
- Use your Klein ISD computer login (user & password).
- First time use – set up your profile as substitute teacher or substitute paraprofessional.

PROFESSIONAL DEVELOPMENT

- Click on Workshop Icon then select the icon that meets your professional development needs.

- Choose a course and click on register.

- To view your registration, click on My Portfolio.

Have Questions?

- How to register: Shirley Ware at sware1@kleinisd.net.

- Which classes to take: Consult with campus administrators or specialists for recommendations

Substitute Professional Learning Portal

- For articles and videos specifically designed for the classroom substitute, please visit the following website: <https://sites.google.com/kleinisd.net/subpd/klein-professional-learning>

GENERAL INFORMATION/HEALTH CARE COVERAGE

The Substitute Office operates under the direction of the Human Resource Services Department. Substitute employees are persons employed by the district to work on a daily basis for a short duration period of time, for persons absent or on approved short-term leave, and shall be classified as substitute employees. Persons in this category shall include, but are not limited to, administrators, counselors, teachers, nurses, librarians, school clerks, teacher assistants, custodial and food services personnel, and testers. As such, substitute personnel shall not be eligible for certain benefits and privileges available to permanent, full-time employees. However, you may be eligible for health coverage offered by Klein ISD. Please **visit www.kleinisd.net →District → HRS→Benefits and Medical Leave** or click this link **[Benefits and Medical Leave](#)** for eligibility and enrollment information.

Benefits Information

Substitute employees are defined as working on a variable hour basis:

Under the TRS ActiveCare eligibility rules, all part-time and variable hour, (all substitutes), employees working 10 hours or more per week, are eligible to enroll in a TRS-ActiveCare medical plan. However, substitute employees are **NOT** eligible for the district contribution and will be required to pay the entire premium, set by TRSActiveCare.

Substitute employees are only eligible for medical (full premium) and the individual retirement plans, 403B and 457. Substitutes are **NOT** eligible to participate in any other benefits.

The Affordable Care Act (ACA) requires all people to be covered under a medical plan. The law requires each employer to document all employee elections. It is therefore necessary that you provide Klein ISD proof that you either elected or declined medical insurance. **You are required to complete the Medical Declination Form and turn it in with all other paperwork.** If you are interested in enrolling in the medical plan, please contact the Benefits office, (A-N) 832.249.4673, or (M-Z) 832.249.4674.

The plan summaries and rates are available from the KISD Benefits website **[Benefits and Medical Leave](#)**.

Please Note: You are only eligible to enroll as a new hire, within 30 days of your hire date, during annual enrollment, or when a qualified event occurs.

GENERAL INFORMATION/HEALTH CARE COVERAGE

Conditions of employment

- All substitutes are employed on an at-will basis and are not considered contractual employees. They are not employed for any specified length of time and have no property rights in the employment. Substitutes are also not guaranteed work at any specific campus, grade level, or other location. Employment hours and assignments may be altered at the discretion of campus administration at any time. The district reserves the right to deny access to specific grade levels, teachers, campuses, and/or locations.
- As always, employment is on an at-will basis, and is at the discretion of the building principal or designated supervisor working in conjunction with the Substitute Office.
- Under Texas Retirement System guidelines, substitute teachers are eligible to earn credit toward retirement. In order to earn credit, a substitute must work at least 90 days in a school year for no less than 50% of the work-day.

RETIREMENT PLAN FOR PART-TIME EMPLOYEES NOT COVERED BY TEXAS TEACHER RETIREMENT SYSTEM (TRS)

- The District will contribute 1.3% of salary: Employees will contribute 6.2% of salary instead of paying Social Security taxes.
- Your account is 100% vested at all times.
- If you leave the District, you can withdraw your contributions as well as the District's contributions plus earnings. Upon termination call 1-800-943-9179 (TCG Group Holdings, LLP) or visit www.region10rams.org.
- Upon request, when the employee leaves Klein ISD, the funds will either be paid to the employees with no penalties or the employee may rollover the funds tax-free to an individual Retirement Account or other tax-deferred plan. This will be coordinated with TCG.
- The Details: The "FICA Alternative Plan" is currently administered by TCG Group Holdings, LLP through the Region 10 457 Alternative Plan and Trust (www.region10rams.org). This plan will replace Social Security for part-time, seasonal, and temporary employees of the District.
- If you have any questions, please call the Benefits Office at 832.249.4691.



HEALTH CARE COVERAGE

New Health Insurance Marketplace Coverage Options and Your Health Coverage

PART A: General Information

When key parts of the health care law take effect in 2014, there will be a new way to buy health insurance: the Health Insurance Marketplace. To assist you as you evaluate options for you and your family, this notice provides some basic information about the new Marketplace and employment based health coverage offered by your employer.

What is the Health Insurance Marketplace?

The Marketplace is designed to help you find health insurance that meets your needs and fits your budget. The Marketplace offers "one-stop shopping" to find and compare private health insurance options. You may also be eligible for a new kind of tax credit that lowers your monthly premium right away. Open enrollment for health insurance coverage through the Marketplace begins in October 2013 for coverage starting as early as January 1, 2014. ***Please note, all individuals in the United States will be required to have health insurance by January 1, 2014. Under TRS-ActiveCare, (the district's medical insurance plan), this individual mandate is not a special enrollment event. New hires who wish to enroll in TRS-ActiveCare must do so no later than your 31st day of active employment.***

Can I Save Money on my Health Insurance Premiums in the Marketplace?

You may qualify to save money and lower your monthly premium, but only if your employer does not offer coverage, or offers coverage that doesn't meet certain standards. The savings on your premium that you're eligible for depends on your household income.

Does Employer Health Coverage Affect Eligibility for Premium Savings through the Marketplace?

Yes. If you have an offer of health coverage from your employer that meets certain standards, you will not be eligible for a tax credit through the Marketplace and may wish to enroll in your employer's health plan. However, you may be eligible for a tax credit that lowers your monthly premium, or a reduction in certain cost-sharing if your employer does not offer coverage to you at all or does not offer coverage that meets certain standards. If the cost of a plan from your employer that would cover you (and not any other members of your family) is more than 9.5% of your household income for the year, or if the coverage your employer provides does not meet the "minimum value" standard set by the Affordable Care Act, you may be eligible for a tax credit. *

All TRS-ActiveCare plans, including the three HMO options, meet the minimum value requirement under the Affordable Care Act (ACA).

Note: If you purchase a health plan through the Marketplace instead of accepting health coverage offered by your employer, then you may lose the employer contribution (if any) to the employer-offered coverage. Also, this employer contribution -as well as your employee contribution to employer-offered coverage- is often excluded from income for Federal and State income tax purposes. Your payments for coverage through the Marketplace are made on an after-tax basis.

How Can I Get More Information?

For more information about your coverage offered by your employer, please check your summary plan description or visit Your Benefit Station, posted at www.Kleinisd.net and located under Departments/Benefits and Insurance.

HEALTH CARE COVERAGE (continued)

The Marketplace can help you evaluate your coverage options, including your eligibility for coverage through the Marketplace and its cost. Please visit [HealthCare.gov](https://www.healthcare.gov) for more information, including an online application for health insurance coverage and contact information for a Health Insurance Marketplace in your area.

* An employer-sponsored health plan meets the "minimum value standard" if the plan's share of the total allowed benefit costs covered by the plan is no less than 60 percent of such costs.

** Even if your employer intends your coverage to be affordable, you may still be eligible for a premium discount through the Marketplace. The Marketplace will use your household income, along with other factors, to determine whether you may be eligible for a premium discount. If, for example, your wages vary from week to week (perhaps you are an hourly employee or you work on a commission basis), if you are newly employed mid-year, or if you have other income losses, you may still qualify for a premium discount.

If you decide to shop for coverage in the Marketplace, [HealthCare.gov](https://www.healthcare.gov) will guide you through the process. Here's the employer information you'll enter when you visit [HealthCare.gov](https://www.healthcare.gov) to find out if you can get a tax credit to lower your monthly premiums.

FOR ALL TRS RETIREES

As each situation is different, it is advised that all retirees contact TRS directly to discuss their individual restrictions, if any, in order to make good decisions prior to accepting assignments. It is ultimately the responsibility of each retiree to be aware of his/her status to prevent any loss of funds.

TRS Telephone Counseling Center
1-800.223.8778
(or 1-512.542.6400)

www.trs.state.tx.us/

FINGERPRINTING

Texas school districts are authorized to obtain criminal history information relating to an applicant for employment (TEC.22.083). Board Policy includes the following:

OBLIGATION TO REPORT

All substitutes of the District have an ongoing duty to report to his or her immediate supervisor when, and if, the substitute is convicted of any crime other than a minor traffic offense.

CONSEQUENCE OF FAILURE TO REPORT

Any substitute who fails to report the conviction of a crime, as required under this policy, will be subject to disciplinary action up to and including termination.

CONSIDERATION BY DISTRICT

Conviction of a crime is not an automatic basis for termination. The District will consider the following factors in determining what action, if any, should be taken against the substitute who is convicted of a crime during employment with the District: (1) the nature of the offense, (2) the date of the offense, (3) the relationship between the offense and the position to which the substitute is assigned.

CERTIFIED EDUCATOR/ NON-CERTIFIED APPLICANTS

Applicants who register for the Substitute Orientation will receive their FAST Pass Request Form via e-mail. Upon receipt of a FAST Pass, you will be instructed on how to make an appointment at a convenient location. You will be required to submit your receipt to the Substitute Office prior to being considered as a substitute.

SECURITY BADGES

All substitutes must wear an official KISD security badge when on a campus as a substitute teacher, paraprofessional, tester, nurse, interpreter, counselor or administrator for the safety of our staff and students. Failure to wear this badge is a breach of district security and could result in the substitute being asked to leave that campus without payment for an assignment.

Substitutes will be photographed at the time of processing and an ID badge will be prepared for the substitute's use at no cost to the substitute. Updated process for COVID will be communicated separately. Substitutes must present a Texas driver's license or photo ID in order to obtain a badge.

Each substitute will wear his/her ID badge at all times during normal working hours. It must be clearly visible, except in cases where the type of work does not permit the display.

If the identification badge is lost or destroyed, the substitute will use the link below to pay for their replacement badge. The fee is \$5. Then bring the printed receipt to HR, and a replacement badge will be made.

<https://kleinisd.schoolcashonline.com/Fee/Details/35310/27/False/True>

New Hire Substitutes

All new hire substitutes must complete their hiring paperwork, be fingerprinted, and have a complete background check prior to receiving a security badge.

All new hires will receive information regarding obtaining a badge at the time of hire.

Substitutes must appear in person at the Human Resource Services office to obtain a badge.

Substitutes must present a Texas driver's license or photo ID in order to obtain a badge. Substitutes must wear their KISD badge at all times when performing any duties as a substitute.

Returning Substitutes

All returning substitutes must have their badges renewed before returning to work at the beginning of each school year. Please read the following carefully:

All returning substitutes will be authorized by the Substitute Office to renew their badges when their Letter of Reasonable Assurance has been returned.

In order to receive a renewal badge, returning substitutes must swap their old badge with the new badge.

PARKING PERMITS

PARKING PERMITS

Each campus is different; should a parking permit be needed, they can be obtained directly from the Substitute Office at each campus.

Display parking permits where easily visible.

If lost or stolen, report to this information to the campus where you are subbing immediately.

DAILY PAY RATES

PAY DATES/PAY PERIODS

Substitutes are paid semi-monthly. Paychecks will be deposited on the 5th and the 20th.



www.kleinisd.net

Substitute Payroll Calendar 2020-2021

REPORTING PERIOD	PAY DATES	# of Days in Pay Period
08/10/2020 – 08/21/2020	09/18/20	10
08/24/2020 – 09/04/2020	10/05/20	10
09/07/2020 – 09/18/2020	10/20/20	9
09/21/2020 – 10/02/2020	11/05/20	10
10/05/2020 – 10/16/2020	11/20/20	7
10/19/2020 – 10/30/2020	12/04/20	10
11/02/2020 – 11/13/2020	12/18/20	9
11/16/2020 – 11/27/2020	01/05/21	5
11/30/2020 – 12/11/2020	01/20/21	10
12/14/2020 – 01/01/2021	02/05/21	5
01/04/2021 – 01/15/2021	02/19/21	8
01/18/2021 – 01/29/2021	03/05/21	9
02/01/2021 – 02/12/2021	03/19/21	8
02/15/2021 – 02/26/2021	04/05/21	9
03/01/2021 – 03/12/2021	04/20/21	10
03/15/2021 – 03/26/2021	05/05/21	5
03/29/2021 – 04/16/2021	05/20/21	14
04/19/2021 – 04/30/2021	06/04/21	10
05/03/2021 – 05/14/2021	06/18/21	10
05/17/2021 – 05/28/2021	07/05/21	10
LOYALTY PAY**	07/20/21	90+

*Pay comes directly from Absence Management entries. Check the Past Jobs tab in Absence Management to ensure your assignments have been entered correctly. If you think there are errors, please reach out to the Sub Coordinator at the campus where you feel the error occurred.

**Any substitute that works a total of 90 full days within the school year will have their daily rate increased by \$5.00 per day beginning with the 91st day worked and for each day worked thereafter until the end of the school year. The additional \$5.00 will be accrued and payable in one lump sum as an additional pay check at the end of the year. This does not apply to Professional Administrator Substitutes.

Revised 8/5/2020

DAILY PAY RATES

- Substitute positions requiring more than four (4) hours of actual duty time will be compensated for a full day. Any position requiring four (4) hours or LESS will be compensated at the half-day rate. During district designated early release days, substitutes will be compensated for a half day plus a supplemental incentive. The campus reserves the right to alter the current assignment or schedule at the discretion of the principal or campus designee.

HELPFUL PAYROLL HINTS:

- Substitutes may view their assignments in Absence Management at www.aesoponline.com, or www.kleinisd.net > **Employment > Substitute Information > Absence Management (Aesop)**. We advise that substitutes check their assignments daily to ensure accuracy. If you do not see an assignment on your calendar, you will not be paid. Please contact the Campus Substitute Coordinator to discuss any discrepancies.
- Substitutes should verify all assignments daily by viewing the history tab in the AESOP system.
 - All assignments will have a confirmation number. Confirmation numbers are assigned via the AESOP system and are always available to you. In most cases, errors will be corrected on the next payroll. Please note that substitutes are required to sign in and out with the campus substitute representative. This could be very helpful in the event of discrepancies.

LONG TERM SUBSTITUTE – GENERAL

Throughout the school year, requests are frequently made for a substitute to work in the same position for an extended number of days. A long-term assignment is defined as an assignment for:

- an unfilled/vacant position OR for a teacher on extended leave of absence
- fifteen (15) or more consecutive days in one single substitute assignment (Working for different employees at a single campus for several consecutive days does not qualify as a long-term assignment).

The District's goal is to fill long-term substitute teaching positions with a substitute certified in the appropriate area; however, non-certified, degreed substitutes may also be considered when a certified candidate is not available.

The long-term substitute teacher is the “teacher of record” for the length of the long-term assignment. A substitute should consider the responsibilities and commitment he/she is making before accepting a long-term assignment. As the teacher of record, the long-term substitute will be actively involved in:

- Implementing and/or creating lesson plans following District guidelines.
- Grading, maintaining accurate grades, and submitting grades for report cards in a timely manner.
- Attending all faculty meetings as called by administrators.
- Participating in planning sessions with teams, departments, and other curriculum duties.
- Maintaining duty stations before, during, and after the school day as assigned by administrators on campus.
- Attending district-wide staff development (Long-term substitutes are not expected to attend staff development during non-school hours. Long-term substitutes should not be compensated for any work performed during non-school time. Do not assume any extra duties without contacting the substitute representative on campus or the Substitute Office beforehand).

LONG TERM SUBSTITUTE – ABSENCES

Absences during a Long-Term Assignment:

- Before accepting a long-term assignment, a substitute should pay careful attention to his/her obligations before and after school. Duty hours are the same as for a full-time employee of the campus. A long-term substitute fulfills all the duties of the assigned staff member, including all activities through the official end of the campus' day. Arrangements must be made for child care, etc., to avoid a schedule conflict.
- Should a long-term substitute need to be absent, the campus substitute representative should be informed in advance, when possible. Each long-term situation can be different on each campus, with each position.

The Substitute Office policy is that a substitute may not have more than three (3) absences during a long-term assignment. However, if there are extenuating circumstances, the substitute should speak with the substitute representative on the campus who will then contact the Substitute Office. Failure to visit in advance with the campus concerning absences over the allowed three (3) absences could result in the long-term assignment being cancelled and the substitute not receiving full compensation. ***Any decision on the number of absences allowed above the three (3) recommended by the Substitute Office will be made by the building principal in conjunction with the Substitute Office.***

LONG TERM SUBSTITUTE – COMPENSATION

Long-Term Compensation

- A substitute in a long-term assignment will receive additional compensation for that assignment.
- Long-term substitutes will not be paid for time equivalency days.
- **Absences, for any reason, are unpaid.** If a substitute does not work, he/she will not be compensated for that day. This includes school closures for inclement weather, natural disasters, electrical failures, etc. Please note that long-term substitutes are not paid for school holidays, days missed for jury duty, illness, etc.
- **Long-term compensation is applied to any assignment that consists of fifteen (15) or more consecutive days in the same assignment.** There are no exceptions to this rule. Long-term substitutes are encouraged to keep an accurate record of the number of days worked in that particular assignment to ensure their records match those of the campus. Campuses will turn in the long-term forms at the beginning of the assignment. If an over-payment exists, it will be recouped the next pay period.

SUBSTITUTE DRESS AND GROOMING EXPECTATIONS

District substitutes should use good judgment in the selection of their clothes and hairstyles in order to present a neat, clean, and professional appearance. No apparel or grooming that has or may have an adverse impact on the educational process will be permitted. Clothes that are too snug, short or low cut are not appropriate for a school setting.

Campus administration have the option each week of having at least one Spirit Day/Special Event Day (DARE, Rodeo, CORE, etc.) where jeans and spirit t-shirts are appropriate.

Please note: If a campus administrator should decide that a substitute's dress is a distraction, the administrator can ask the substitute to leave the assignment.

PROFESSIONAL EXPECTATIONS – PERSONNEL-STUDENT RELATIONS

Personnel-Student Relations

All District personnel will recognize and respect the rights of students, as established by local, state, and federal law. Substitute employees shall, at all times, maintain a professional relationship and exhibit a professional demeanor in their interactions with students. Further, substitute employees shall refrain from engaging in any actions or conduct of a sexual nature (verbal or physical) directed toward a student, including, but not limited to, sexual advances, requests for sexual favors or sexually explicit language or conversation. Substitute employees shall not form inappropriate social or romantic relationships with students, regardless of whether or not the student is 18 years old. Any sexual relationship between a district employee and a student is always prohibited, even if consensual. A student is a person enrolled in any public or private primary or secondary school regardless of age.

Board Policy FFH (Local) defines prohibited conduct to include discrimination, harassment, dating violence, and retaliation. Specifically, discrimination, including harassment, against any student on the basis of race, color, religion, gender, national origin, disability, or any other basis prohibited by law is prohibited. Board Policy FFI (Local) prohibits bullying of a student; bullying may include hazing, threats, taunting, teasing, confinement, assault, demands for money, destruction of property, and theft of valued possessions, name calling, rumor spreading, and ostracism.

Electronic Media

Employees (including substitute employees) are prohibited from communicating with students who are enrolled in the district through electronic media, except as set forth herein. A substitute employee is not subject to this prohibition to the extent the substitute employee has a pre-existing social or family relationship with the student. For example, an employee may have a pre-existing relationship with a niece or nephew, a student who is the child of an adult friend, a student who is a friend of the employee's child, or a member or participant in the same civic, social, recreational, or religious organization.

The following definitions apply for purposes of this section on Electronic Media: "Electronic media" includes all forms of social media, such as text messaging, instant messaging, electronic mail (e-mail), Web logs (blogs), electronic forums (chat rooms), video and photo sharing sites (e.g., YouTube, SnapChat, Instagram), editorial comments posted on the Internet, and social network sites (e.g., Facebook, MySpace, Twitter, LinkedIn), and all forms of telecommunication such as landlines, cell phones, and Web-based applications.

PROFESSIONAL EXPECTATIONS – PERSONNEL-STUDENT RELATIONS

“Communicate” means to convey information and includes a one-way communication as well as a dialogue between two or more people. A public communication by an employee that is not targeted at students (e.g., a posting on the employee’s personal social network page or a blog) is not a communication; however, the employee may be subject to District regulations on personal electronic communications. See Personal Use of Electronic Media below. Unsolicited contact from a student through electronic means is not a communication.

“Authorized Personnel” includes classroom teachers, counselors, principals, assistant principals, directors of instruction, coaches, campus athletic coordinators, athletic trainers, and any other employee designated in writing by the superintendent or a campus principal.

Personal Use of Electronic Media

As role models for the District’s students, substitute employees are responsible for their public conduct even when they are not acting as substitute District employees. Substitute employees will be held to the same professional standards in their public use of electronic media as they are for any other public conduct. If a substitute employee’s use of electronic media interferes with the employee’s ability to effectively perform his or her job duties, the employee is subject to disciplinary action, up to and including termination of employment. If a substitute employee wishes to use a social network site or similar media for personal purposes, the substitute employee is responsible for maintaining privacy settings appropriate to the content. **Substitute employees are prohibited from communicating with students through a personal social network site.**

It is inappropriate and unacceptable to discuss or solicit students’ personal information, including email addresses or information located on sites such as “Instagram”, “SnapChat” or “Facebook” or other similar sites. Additionally, it is inappropriate to share your personal e-mail or social media (Twitter, Instagram, SnapChat etc.) account information with any student for any reason. If you have personal information on such a site, please consider the implications of this in relation to you, the adult, and the students.

PROFESSIONAL EXPECTATIONS - GENERAL

Late Calls

- Should a substitute receive a late call request via the system, he/she should **call the campus** to confirm the job is still available and give the substitute representative an expected arrival time. It is expected that it will take the substitute no more than one (1) hour to arrive at the school.

Substitute Arrives/Is Late

- If you are running late, make every effort to call the campus substitute representative to inform them of your status. Make your own personal directory of the campuses where you substitute in order to facilitate contact.
- Should a substitute run late, but still be able to arrive prior to the school's start time, the substitute representative may elect to allow the substitute to take the job if the substitute has called to alert the campus **at least 15 minutes prior** to the school's start time.
- Should a substitute be unable to arrive by the school's start time, the substitute representative may elect to cancel or reassign the job and the substitute will **NOT** get paid for the day.

Canceling Job Assignments

NOTE: THE SUBSTITUTE OFFICE CANNOT CANCEL A JOB FOR YOU.

- **If you must cancel an assignment online or via phone on the day of the assignment**, please cancel as soon as possible. Please note that most assignments cancelled on the same day often remain unfilled. Cancelling as early as possible will at least give other substitutes the opportunity to cover the assignment. You are also strongly encouraged to contact the substitute representative at the campus. This is an excellent practice to formulate in the area of "professional courtesy and responsibility."
- **Never cancel an assignment with one school to accept an assignment with another school.** This is unacceptable and will be addressed accordingly.
Additionally, the Absence Management system will automatically create a system generated non-work day which will block you from being able to accept another job if you cancel less than 24 hours before the assignment.

No Call/No Show

- It is your responsibility to cancel an assignment in the system. However, the system will not allow you to cancel if it is less than one (1) hour prior to the start time.
- Failure to report for an assignment without proper cancellation of the job or notifying the substitute representative could result in being removed from that campus and may result in termination.

PROFESSIONAL EXPECTATIONS - GENERAL

Sleeping

- Sleeping is unacceptable at any time during an assignment and any reports of sleeping will be addressed accordingly. It is imperative that a substitute remain alert, active and fully awake during an assignment to ensure the safety of our students. If you are not feeling well, please do not report to an assignment and please cancel the assignment as soon as possible. Should you become ill during an assignment, please notify the campus staff immediately.

Work Hours

School hours vary by campus. Substitutes are responsible for checking the start and end times with the schools at which they choose to teach. Be aware that half-day session times vary as well.

- The substitute must report to the substitute representative's desk to sign in at **least 15 minutes** prior to the sub report time. The substitute will receive instructions and assignments for the day.
- The substitute should not sign out any **earlier than 15 minutes** after the school's end time. If the substitute is on an elementary campus, they must perform carpool/bus duty prior to signing out. For other campuses, ensure that the room is intact and tidy.
- Substitutes are expected to familiarize themselves with the locations of schools in their selected areas. Refer to www.kleinisd.net for a list of campuses and the respective addresses.
- If a substitute becomes ill and needs to leave an assignment, he/she must inform the building substitute representative immediately so another teacher may be assigned to cover the class.
- Substitute positions requiring more than four (4) hours of actual duty time will be compensated for a full day. Any position requiring four (4) hours or LESS will be compensated at the half-day rate. During district designated early release days, substitutes will be compensated for a half day plus a supplemental incentive. The campus reserves the right to alter the current assignment or schedule at the discretion of the principal or campus designee.
- Substitutes are guaranteed a 30-minute duty free lunch when working a full day. This lunch period is assigned by the campus. **Substitutes may not eat in class or leave class to eat except during lunch. If you have a health condition that requires food/drink at certain times, please inform the campus nurse and the substitute representative to make arrangements for you to do so.**
- The absent teacher's planning/conference period may or may not be available to the substitute teacher because campus administrators/designees may need assistance with teacher-related duties such as covering another teacher's class.
- Substitutes are not guaranteed a conference period unless serving in a long-term position. Long-Term substitutes do receive a conference period; however, the principal may request that they cover other classes during this time. Refusal to cover classes as requested will result in the substitute being removed from that campus and may result in termination.

PROFESSIONAL EXPECTATIONS - GENERAL

Lesson Plans

- Lesson plans are meant to provide an organized system to be used by the teacher as well as by the principal, substitute, or monitoring team, indicating how teaching and learning will occur. The plans demonstrate the instructional strategies needed to deliver curriculum effectively and ensure student achievement has been prepared and documented. **Always follow the lesson plans provided by the teacher.** Seek help if more activities are needed. **Do not bring any materials into the classroom that have not been authorized by the teacher or campus leadership/academic leaders.**

Lesson plans should address five basic areas:

- **What is to be taught?**
 - Brief description of the objectives/skills/concepts and TEKS
- **How is the lesson to be taught?**
 - Description of the teaching and learning activities
- **What variety of materials and resources are used?**
 - List of textbooks, manipulatives, visual aids, technology, and other instructional materials to be used
- **What are the allocated times?**
 - Estimates of time allocated to various components of the lesson
- **What informal or formal assessments are to be used?**
 - Tests, assignments, projects, competitions, portfolio projects, games, skits, etc. Should you not have lesson plans in your substitute folder, please contact the team leader or department chairperson.

Leave professional, detailed notes for the returning teacher. Avoid criticizing the nature of the lesson plans, drawing conclusions about the actions or activities of the students, or any other comments that may be perceived as judgmental.

Videotapes, Cameras, Recordings, Cell Phones

- Substitutes may **NOT** use cell phones to text or call anyone, including parents, in the presence of students. This does not apply in a situation where the health and safety of students or staff are involved.
- Substitutes may **NOT** call, or text students or request students call or text the substitute for any reason.
- Substitutes may **NOT** videotape, record, or take photos (using a camera, cell phone or any recording device) of any student at any time.
- Substitutes may **NOT** show students personal recordings or photos at any time.
- Substitutes may **NOT** show Internet videos/recordings without explicit instructions from the teacher, team leader, and/or department chairperson/administrator.

ALL VIDEO AND RECORDED MATERIALS SHOWN IN KISD CLASSROOMS MUST RECEIVE PRIOR APPROVAL OF AN ADMINISTRATOR. Violations of this policy may result in immediate termination.

PROFESSIONAL EXPECTATIONS - GENERAL

Fire and Emergency Drills

Become familiar with emergency drill procedures and exit routes. Diagrams are posted in each room.

Evacuation/Reverse Evacuation

Lockdown

Run/Hide/Fight

Lockout

Shelter in Place (Weather Related)

Shelter in Place (Hazmat Related)

Religion in Schools

KISD is committed to the constitutional principle of separation of church and state. Board policy makes it clear that substitutes will neither advance nor inhibit religion. Substitutes may not pray with, or in the presence of students. However, nothing prevents a teacher or other substitute from praying or reading religious material during a time when students are not present, and you are not responsible for students. Off campus and outside the school day or school year, district substitutes have the same right to religious expression as any other citizen. At the same time, substitutes are expected to refrain from using their position in the District to promote religious activities in the community. For example, if a substitute teaches a religious class in his/her church or gives a religious devotional, the substitute should do so as a citizen, not as a teacher or substitute of KISD. No religious materials for dissemination should be brought on to school property.

Moment of Silence and Pledge to U.S. and Texas Flags

As early as possible on school days when classes are scheduled, students in all Texas public schools shall recite the Pledge of Allegiance to the United States and the Pledge of Allegiance to Texas. Immediately following the recitation of the pledges, the students will have an opportunity to take part in one minute of silence. The Moment of Silence is intended to be an individual activity. There shall be no attempt by a District substitute to influence in any way, another person's thoughts during the Moment of Silence. Students who choose not to stand for either/both pledges may remain seated quietly during the recital and Moment of Silence. Students are expected to remain silent during this one-minute period.

Other Expectations

- Personal reading material brought onto a campus should be appropriate for a public school setting. This material may **only be read during the allotted 30-minute duty free lunch.**
- Please leave the classroom/instructional area neat and organized.
- Substitutes are not to leave campus until their assignment is over. **If your assignment includes bus/carpool duty, it is the expectation that you stay for this duty as well.** If an emergency arises, the substitute is still expected to sign out with the campus substitute representative before leaving campus.
- **NEVER LEAVE A CLASS UNATTENDED—NOT EVEN FOR A FEW SECONDS.** Leaving a class unattended will result in a substitute removal from that campus and may result in termination.

PROFESSIONAL EXPECTATIONS - GENERAL

- If you are working on the same campus where your child is a student, **do not** engage staff/students in inappropriate discussions about your child's grades/performance, teachers, etc. Additionally, it is considered professional courtesy to refrain from accepting assignments in your child's classroom.
- Do not solicit or advertise personal businesses, charity events, or fundraisers while on campus as a substitute. Do not hand out any informational materials on a campus without prior permission from the Substitute Office. This includes all organizations/companies. You are subject to termination should you solicit or advertise personal business on KISD property.
- Under no circumstances is a substitute to share his/her personal email address or phone number(s) with students for **ANY** reason.

SUBSTITUTE STANDARDS OF CONDUCT

Klein ISD is committed to high standards in the workplace requiring the focus of all substitutes on contributing positively to the education of students.

Alcohol and Drugs

The District prohibits the unlawful manufacture, distribution, dispensation, possession, or use of a controlled substance, or alcohol, as that term is defined in state and federal law, in the workplace or at any school-related event.

Tobacco/Smoking

Substitute use of tobacco products in any form is prohibited on all school District property and in District vehicles. Each building shall be equipped with facilities for extinguishing smoking materials.

Firearms

The District prohibits the use, possession, or display of any firearm, location-restricted knife, club, or prohibited weapon, as defined at FNCG, inside any District building at all times.

Texas House Bill 1143 states that a school district cannot prohibit individuals who hold a license to carry, from transporting or storing a firearm in a locked, privately owned vehicle in a parking lot or other parking area provided by the District. The District may not regulate the manner in which the firearm is stored in the vehicle, provided that it is not in plain view.

Pagers, Phones in the Workplace

Klein ISD is committed to high standards in the workplace requiring the focus of all employees on contributing positively to the education of students. To maintain these high standards, employees (including substitute employees) may not use personal electronic communications devices (pagers, cellular phones) that interfere with his/her performance of job responsibilities. Personal calls may not be made or received during class periods. School district telephones are for district business, and personal use should be incidental and should not interfere with job performance.

Private Business

No substitute shall engage in the sale or transmittal of private business enterprises on school premises during school hours. This policy does not restrict participation in fundraising projects for school-sponsored activities.

CONFIDENTIALITY

When working with any student under your care, it is imperative that you, as a substitute, stay mindful of the role of confidentiality in your job. All students deserve and are guaranteed their academic, physical, and mental attributes remain absolutely confidential. As a substitute, you will be privy to information as you work with different groups of students in different schools and in different areas of substituting. Failure to maintain confidentiality about ALL aspects of a student's performance will result in your removal from a campus and could result in your permanent removal as a substitute from Klein Independent School District.

Tips to Keep Confidentiality from Becoming a Problem

- ✓ DO NOT SHARE ANY INFORMATION about students at any social gathering. Avoid using names if you are asked about your job. Avoid using specific students' names outside of the school setting.
- ✓ Direct/suggest any questions about a student to the regular classroom teacher, the special education teacher, or administrator who works with that student. If asked about a student's personal information, simply reply, "I'm sorry. I do not have that information." Or "I'm sorry – I can't say."

SUBSTITUTE TEACHERS AND PHYSICAL CONTACT

- Maintain a professional distance when assisting students. It is not appropriate to assume a touch, a pat, a hand on a student's shoulder is acceptable for a substitute. Additionally, pushing, shoving, physically moving or blocking a student is unacceptable.
- Inappropriate or overly aggressive physical contact is grounds for immediate termination. Special needs students and very young students may initiate a hug. Thank the student, quickly disengage the physical contact, and redirect their behavior. All other forms of physical contact may be grounds for termination. Corporal punishment is prohibited. Students shall not be spanked, paddled, or otherwise physically disciplined for violations in the Code of Student Conduct.
- Avoid being in a room alone with a student. Keep doors open and be visible at all times if working in an area alone with a student.
- Please do not attempt to break up a fight between students. Immediately seek assistance from campus staff.

Writing Discipline Reports

- Ask the campus substitute coordinator about discipline procedures (in case of emergencies).
- Should it become necessary to involve an assistant principal, be prepared to provide details regarding your attempt to handle the situation.
- Be specific when writing discipline reports. Do not use vague or general language.
- If you send a student to the assistant principal, always follow up with the AP. Students may be sent back to class for certain infractions. If this happens, please do not assume you are not being supported. Serious infractions will be handled by the AP's office in an appropriate manner, and you may not be directly involved with the end result.

PROCEDURES RELATING TO CHILD ABUSE/NEGLECT

All employees are required by state law to report any suspected child abuse or neglect to a law enforcement agency, Child Protective Services, or appropriate state agency (e.g., state agency operating, licensing, certifying, or registering a facility) within 48 hours of the event that led to the suspicion. Abuse is defined by SBEC and includes the following acts or omissions:

- 1) mental or emotional injury to a student or minor that results in an observable and material impairment in the student's or minor's development, learning, or psychological functions;
- 2) causing or permitting a student or minor to be in a situation in which the student or minor sustains a mental or emotional injury that results in an observable and material impairment in the student's or minor's development, learning, or psychological functioning;
- 3) physical injury that results in substantial harm to a student or minor, or the genuine threat of substantial harm from physical injury to the student or minor, including an injury that is at variance with the history or explanation given and excluding an accident or reasonable discipline; or
- 4) sexual conduct harmful to a student's or minor's mental, emotional, or physical welfare.

Reports to Child Protective Services can be made to any law enforcement agency or to the Texas Abuse Hotline (800-252-5400). State law specifies that an employee may not delegate to or rely on another person to make the report.

Under state law, any person reporting or assisting in the investigation of reported child abuse or neglect is immune from liability unless the report is made in bad faith or with malicious intent. In addition, the District is prohibited from retaliating against an employee who, in good faith, reports child abuse or neglect or who participates in an investigation regarding an allegation of child abuse or neglect.

An employee's failure to report suspected child abuse may result in prosecution as a Class A misdemeanor. In addition, a certified employee's failure to report suspected child abuse may result in disciplinary procedures by SBEC for a violation of the Code of Ethics and Standard Practices for Texas Educators.

Employees who suspect that a student has been, or may be, abused or neglected should also report their concerns to the campus principal. This includes students with disabilities who are no longer minors. Employees are not required to report their concern to the principal before making a report to the appropriate agency. In addition, employees must cooperate with investigators of child abuse and neglect. Reporting the concern to the principal does not relieve the employee of the requirement to report it to the appropriate state agency. Interference with a child abuse investigation by denying an interviewer's request to interview a student at school or requiring the presence of a parent or school administrator against the desires of the duly authorized investigator is prohibited.

SEXUAL HARASSMENT

The District prohibits sexual harassment and harassment based on a person's race, color, gender, national origin, disability, religion, or age. Employees (including substitutes) shall not tolerate harassment of others and shall make reports as required. (DIA Local)

SEXUAL HARASSMENT

Sexual harassment is defined as unwelcomed sexual advances, requests for sexual favors, or other sexual conduct, either verbal or physical, or any conduct or other offensive unequal treatment of an employee or group of employees that would not occur but for the sex of the employee or employees, when:

- 1) the advances, requests, or conduct have the effect of interfering with performances of duties or creating an intimidating, hostile or otherwise offensive work environment; or,
- 2) submission to such advances, requests, or conduct is explicitly or implicitly a term or condition of employment; or,
- 3) submission to or rejection of such advances, requests, or conduct is used as a basis for employment decisions.

Employees (including substitutes) shall not engage in conduct constituting sexual harassment. Sexual harassment is against District policy and is a violation of law. The District shall investigate all allegations of such harassment and shall take appropriate disciplinary action against employees found to engage in such harassment, up to and including termination.

The District forbids retaliation against complainants and will take disciplinary action against anyone who retaliates against complainants, up to and including termination.

An employee (including a substitute employee), who believes he or she has been or is being subjected to any form of sexual harassment as defined above, shall bring the matter to the attention of the principal or immediate supervisor, in accordance with the District's sexual harassment complaint procedure [see DIA (LOCAL)] in Board policy. However, no procedure or step in that policy shall have the effect of requiring the employee alleging such harassment to present the matter to a person who is the subject of the complaint.

CLASSROOM MANAGEMENT

Strategies and Tools for Tough Kids

(Compiled by Cindy Cook & Molly Fike)

Edited for substitute use from original “Building Better Relationships”

- **Misbehavior Occurs For a Reason**

It is often difficult to understand why a student behaves irresponsibly, especially when the consequences of that behavior seem highly unpleasant. However, whenever a student or group of students exhibit irresponsible behavior on an ongoing basis, the behavior is occurring for a reason – it is not completely random. Therefore, the first thing you need to do is determine the reason for the misbehavior. Among the likely possibilities:

- The student doesn't know exactly what you expect.
- The student doesn't know how to exhibit the responsible behavior.
- The student is unaware that he or she is engaged in the misbehavior.
- The student is experiencing some pleasant outcome from exhibiting the misbehavior (e.g., she likes the attention she gets from adults or peers).
- The student is successfully avoiding some unpleasant outcome by exhibiting the misbehavior (e.g., she is getting out of assigned work).

Source: CHAMPS by Randall Sprick

- Remain as **calm** as possible (to calm down, take a deep breath in for 4 – hold for 4 – out for 4 counts, keep voice tone normal (even quieter), etc.
- Check your **body language** (don't hover over the student, get eye to eye, arms relaxed, not crossed in front of you, relaxed face, etc.).
- Explain – **Demonstrate** – **Practice** what you expect.
- Break down the task. Give only **1 direction** at a time.
- Focus on the **positive**. Give lots of specific praise & positive encouragement to the rest of the class too, especially if you have a student on a contract or token board.
- Try to use **active teaching strategies** rather than lecturing (sitting & listening).
- Teach **sign language** signals for directions.

CLASSROOM MANAGEMENT (CONTINUED)

When Students Have Difficulty...

Showing Respect

- Model respect for students by:
- Saying “please” and “thank you.”
- Correcting students in private, not in front of peers.
- Using a calm, polite voice tone at all times.
- Making eye contact & keeping a respectful distance.
- Recognizing students who are showing respect for others.

Talking Excessively

- This is more a social problem than a discipline problem. This is often a compulsive behavior.
- Never assume the student knows he/she is talking excessively. The student may or may not know.
- React consistently and never punish irrationally. Don’t get on the talker one day, and ignore him/her the next.
- Look for the reason behind the talking.
- Station yourself next to this student during presentations.
- Reinforce positive behavior.

Blurting Out

- Accept one important fact: This student is more disturbing to the teacher than to classmates. With this acceptance, a teacher is more likely to respond in a professional way. Without it, a teacher may create a total disturbance in the classroom.
- The behavior of the blurter is either overanxious or attention-seeking.
- Acknowledge the student whenever this behavior occurs with eye contact or hand movements, but no verbal comment.
- Speak softly and calmly, and never reprimand him/her in the presence of other students.
- Give attention in positive ways when the blurter is not being disruptive – rather than allowing him/her to be recognized only negatively.

Arguing

- Respond consistently to the inappropriate behavior. Whenever the student begins to argue, gently correct him/her. Let him/her know that this is an example of arguing and inform him/her what to do next, (“Bob, you are arguing, please be quiet. You need to sit down and start your assignment.”). Or give him/her another way to say what he/she needs to say, (“Bob, you can tell me your opinion, but you need to use a quiet and respectful voice.”).
- If the student complies, praise him/her for being cooperative and following

directions. If the student does not comply, implement a consequence such as time owed.

- Use reinforcement to encourage appropriate behavior. Give the student increased praise when he/she is being cooperative.
- Maintain a 4:1 ratio of positive to negative attention.

CLASSROOM MANAGEMENT (CONTINUED)

Refusing to Do Work

- Make your expectations very clear. State the choices that are available to the student now or later. Show him/her the ramifications of the “I won’t do it” attitude. Say, “That’s fine, but this is what I must do if you don’t try”.
- Be sure that you and the student are clear regarding what the specific results will be.
- Set reasonable goals for this student. Don’t expect the student to alter his/her behavior all at once.
- Remain calm. Don’t react personally. Stay professional.
- Be consistent in the way you deal with this student. Don’t show favoritism one way or the other from day to day.
- It is easier for the student to accept teacher guidance when it’s clear that you see his/her good points as well as his/her faults. Regard every correction situation as an opportunity to build relationships with the student – not to destroy them.
- Substitutes must never contact parents. See an administrator if you feel that a situation warrants parental contact.
- Look for small improvements in the behavior of the student. Your ability to see the small positive changes will affect how you work with the student.

Focusing Attention on Work

- Students may act on impulse. Treat such acts as a temporary lack of self-control– which is normal. Remember, at times students will act impulsively without thinking. Correct such acts, but don’t make this behavior into something that it isn’t.
- Give positive reinforcement whenever the student is quiet or completing assignments appropriately.
- Always use verbal and nonverbal communication in a slow, quiet, patient way. Any other strategic action only increases the student’s anxiety and makes the behavior worse.

Getting Appropriate Attention

- Frequent praise and attention are the core of any plan you make for this student. The student must see that he receives more frequent and more satisfying attention when he behaves cooperatively than when he is disruptive.
- Be kind, polite and firm at all times.
- Model the behavior you want. Speak softly and quietly.

CLASSROOM MANAGEMENT (CONTINUED)

TOP 10 INTERVENTIONS

Source:

Active Learning: 101 Strategies to Teach any Subject, Mel Silberman, CHAMPs, Randall Sprick, Building Better Relationships, Classroom Management in Klein ISD.

1. Use active learning techniques

Use relevant, interesting assignments that fit the learning styles of the students. Active learning techniques tend to minimize the classroom management problems that often plague teachers who rely too heavily on lecture and full-group discussion.

2. Connect on a personal level

Whether the non-engaged students are hostile or withdrawn, make a point of getting to know them. It's unlikely that students will continue to give you a hard time or remain distant if you've taken an interest in them. Personally, greet students each day.

3. Use more positives

"You catch more flies with honey than vinegar." Establish a positive classroom environment by increasing the amount of positive statements you make in class. Use positive reinforcement through incentives and rewards appropriate to the developmental level of students including symbolic, token, tangible, or activity rewards.

4. Signal verbally

Make eye contact with students or move closer to them when they hold private conversations, start to fall asleep, or hide from participation. Press your fingers together (unobtrusively) to signal wordy students to finish what they are saying. Make a "T" sign with your fingers or other signal to stop unwanted behavior. Raise your hand to get students' attention. Teach students the behavioral expectations of your signals and practice using them until they become routine.

5. Listen attentively

Give students your full attention when they are talking to you. Give them eye contact and positive body language. If students monopolize discussion, go off on a tangent, or argue with you, interject with a summary of their views and then ask others to speak. Or you may acknowledge the value of their viewpoints or invite them to discuss their views with you at a later time.

CLASSROOM MANAGEMENT (CONTINUED)

6. Change the method of participation

Sometimes you can control the damage done by difficult students by inserting new formats such as using pairs or small groups rather than full-class activities. Another way of changing participation is by using craft sticks. Put students' names on each stick and draw out names randomly. Give students the question and give think time or partner discussion time first before drawing a stick to call on a student. This increases their success rate.

7. Check back

Periodically ask yourself what is going well and what needs improvement in your behavior management plan. If you identify something that needs improvement, take steps to do something differently. Remember that even though you may not be able to directly control student behavior, you can modify various aspects of your classroom (e.g. seating arrangements, activities, procedures, the way you interact with a student, etc.), which in turn may have a positive effect on the behavior.

8. Visibility radar

Circulate around the room during seatwork activities, keeping students on task and providing help as needed.

9. Use good-natured humor

One way to deflect difficult behavior is to use humor with students. Be careful, however, not to be sarcastic or patronizing. Gently protest the behavior (e.g., "Enough, enough for one day."). Humorously, put yourself down instead of the students (e.g., "I guess I deserved this.>").

10. Discuss negative behaviors in private

You must call a stop to behaviors you find detrimental to learning. Firmly request, in private, a change in behavior of those students who are disruptive. Let the student know you care about him/her, and to prove it, increase the positive attention you give the student. If the entire class is involved, stop the lesson and explain clearly what you need from students to conduct class effectively. Increase positive feedback for the class.

Note: Don't take personally the difficulties you encounter. Remember, many problem behaviors have nothing to do with you. They are due to personal fears and needs or displaced anger toward someone else. Try to connect with the student to develop a relationship of trust and to communicate you care about the student as an individual.

CLASSROOM MANAGEMENT HELPFUL HINTS

- Post your name so that it is visible to students.
- Introduce yourself to staff and students. A substitute is expected to be easily understood by students and staff.
- Set out clear expectations for student behavior.
- Practice “wait-time.” Give the students time to process your instructions.
- Maintain a calm demeanor and a professional tone of voice in volume, attitude, and age-appropriateness with students at all grade levels.
- Be actively engaged in classroom activities. Talking on your cell phone, texting, reading personal materials, or working on a computer is unacceptable. Sitting behind a desk uninvolved in the classroom may result in a substitute being removed from a campus list.
- Use proximity – walk around the classroom.
- Use age-appropriate “attention getters.” **“Shut up!” is never acceptable.** At the elementary level, ask what attention getters are used on that specific campus. Turning the lights off should also be avoided.
- Use appropriate language at all times. Swearing, vulgarity, ethnic or racial slurs, or any other inflammatory language is unacceptable.
- Refrain from throwing any object at a student. There is never a reason for doing so.
- Substitutes are responsible for all materials used during a lesson. If materials or equipment go missing, the substitute must report this to the campus substitute representative immediately.
- Remain in the classroom with students. If a situation arises where a full-time employee dismisses you from class, i.e., co-teach situation, report to the campus substitute representative immediately. As with full-time employees, restroom breaks for substitute employees must be timed with conference/off periods and lunch.
- Should a personal emergency arise, seek help before leaving a class unattended.
- Handle minor disciplinary issues. Ask for assistance for major and/or repetitive disruptive behaviors.
- Be aware of such disciplinary methods as “time out,” “using offices” or “removing centers” when working on an elementary campus. Substitutes must ask questions on when, if, or how they should implement these procedures.

CLASSROOM MANAGEMENT HELPFUL HINTS (CONTINUED)

- Utilize the telephone in the classroom to call for assistance. If one is not available, send a student to the Assistant Principal's office to get assistance.
- Never block or try to prevent a student from leaving the classroom. If a student refuses to comply with your directions and leaves the room, do not attempt to stop them. Allow them to exit and escalate accordingly for assistance.
- Before sending a student out of class alone, be very aware of the age of the student. For example, there is no reason for a kindergarten student to be sent unescorted away from the classroom to the parking lot, playground, or other areas not contiguous to their classroom. On secondary campuses, any student dismissed from class must have a hall pass. At the elementary level, inquire about proper procedures for students needing to leave class.
- Refrain from calling out grades or allowing students access to other students' grades. This is considered **CONFIDENTIAL** information.
- Avoid going through an employee's desk or materials without permission.
- Refrain from accessing district computers without formal campus authorization. Working on district computers without authorization will result in suspension or termination.
- Any inappropriate viewing/use of one's personal equipment (cell phone, iPad/iPod, etc.,) at any time while on a campus is grounds for immediate suspension and/or termination.
- A substitute should not attempt to take away students' cell phones, iPods, etc. Ask them to put the item away. Should they refuse, make a note for the teacher about the incident.
- Prevent class discussions that gravitate toward anything other than that which is indicated in the lesson plans.
- Do not bring food, including candy or gum, for the students. Many students have food allergies and/or dietary restrictions that you may not be aware of that can cause severe reactions.
- Never deny a student the right to visit the nurse or use the restroom. If a student feels that he/she is in need of medical attention, please allow him/her the opportunity to be seen by the nurse.

SUBSTITUTE TEACHERS AND ACCIDENTS

Accident Involving a Student:

- Send for assistance from the clinic or have another student escort the injured student to the clinic.
- Anytime a student has any mishap, send him/her to the clinic. Do not allow him/her to remain in class after any incident.
- As soon as you can, report to the campus administrative offices and complete an accident report. Write a complete report. This is required.

Accident Involving a Substitute:

- Report to the clinic for an assessment.
- If you are injured while at work as a substitute, you **must** fill out an accident report immediately.

WORKERS' COMPENSATION

- It is the substitute's responsibility to notify Klein ISD if they have been injured at work while performing the duties of their job.
- Any injury or illness must be reported, even if no medical treatment is received.
- The workers compensation packet can be found at www.Kleinisd.net, **HR > Workers' Compensation Department > Workers' Compensation Department**
- Your Workers' Compensation campus coordinator will complete and submit the First Report of Injury online at Texas Association of School Board (TASB) website.
- If not a true emergency, please do not go to the ER, instead, opt for an Alliance Urgent Care center. They are equipped to treat minor emergencies and the waiting time is minimal.
- If medical treatment is received for the injury/illness, the substitute must provide a copy of the work status report to the Workers' Compensation Specialist.
- If seeking medical treatment, use an Alliance Provider; use the Alliance website to locate a provider: www.pswca.org or choose from the [list](#).
- If prescriptions are given, please use the Rx card (found in packet) and take to a participating pharmacy.
- Substitutes must complete the Paid Leave Election and Acknowledgement of the Alliance forms and return to their campus coordinator or Workers' Compensation Specialist.
- If the substitute misses work due to the injury, they must notify the Workers' Compensation Specialist.
- If there is an Emergency, please report to the Workers' Compensation Specialist at 832.249.4223.
- You may also contact our Workers' Compensation insurance provider (Texas Association of School Board) directly at 1.800.482.7276.

SUBSTITUTE REMOVALS

There are several campus-initiated forms used for identifying the quality of substitute services.

1. The **Substitute Removal Form** is issued for many reasons involving behavior which could be deemed as unprofessional or unacceptable and could be considered grounds for immediate removal.
 - Each form has the option to remove the substitute from the substitute list at that campus.
 - Each form is reviewed and signed by the principal or designee prior to submission to the Substitute Office.
 - Substitutes may not, under any circumstances, contact any staff or administrators concerning evaluations or removals, or the outcome of any suspension. Contacting these individuals prior to resolution could result in dismissal from the District. All questions related to removals should be directed to the Substitute Office.
 - Once a form is received for a substitute, an appointment to meet with a Director of Staffing & Employee Relations will take place.

General Information

Dependent upon on the severity of the concern, the substitute will be **immediately** suspended and will be unable to log in to the Aesop System to accept any future assignments until the scheduled meeting has taken place. Any outstanding assignments may be removed from the substitute's calendar as well, if deemed appropriate.

The determination of an immediate suspension is made by the Director of Staffing & Employee Relations after consideration of the impact to the students and KISD.

If a substitute receives **three (3) or more** removals from campus lists within a calendar year, a thorough review of all concerns will be initiated by the Director of Staffing & Employee Relations and the Executive Director of Human Resource Services. The substitute may be suspended immediately. Upon investigation, termination may be considered.

However, a single incident/concern or several spanning school years may warrant this same thorough review depending upon the severity of the situation. This review will be completed by Director of Staffing & Employee Relations and the Executive Director of Human Resources.

NON-WORK DAYS AND RESIGNATION

Definitions

- 1) **Active Substitute** - one who is available to be called by the automated system and accept assignments.
- 2) **Inactive Substitute** - one who has been blocked by the Substitute Office and cannot listen to or accept assignments.

Non-Work Days

If you have days or partial days that you are not able to substitute you can create non- work days in Absence Management so that the system will not offer you assignments on those days. Please note that adding a non-work day to your calendar limits your availability.

Inactive Substitutes

The Substitute Office will review all substitute accounts throughout the year. If an active substitute has not accepted **any assignments for 90 days**, the substitute's status will be changed to inactive. It is important that we maintain a substitute pool that is reflective of the number of active/working substitutes in the district.

Terminations

If a substitute is set to inactive, and remains inactive for **an additional 90 days**, the substitute is then terminated. It is important that substitutes communicate any issues with the Substitute Office that would prevent them working for periods longer than 90 days.

Resignations

If you wish to resign from your position as substitute, please send an e-mail to the Substitute Specialist, Shannon Collins, at scollins2@kleinisd.net. Your name will be blocked in the automated system and you will no longer receive phone calls.

REACTIVATION

At the end of each school year, all **ACTIVE substitutes deemed in good standing** will be invited to reactivate for the next school year. A reactivation period will be opened in May and substitutes wishing to reactivate will follow the reactivation process.

Information regarding the process will also be posted as a web alert in AESOP, Workplace, and e-mailed to Klein ISD e-mail addresses.

During the online reactivation process, substitutes will:

1. Sign and submit the Letter of Reasonable Assurance.
2. Receive information regarding changes impacting substitutes in the next school year.
3. Receive authorization to acquire an updated security badge.

NETWORK/INTERNET RESPONSIBLE USE GUIDELINES

Network/Internet access is available to students, teachers and staff in the Klein Independent School District (“the District”). The Internet is a network connecting millions of computer users all over the world. The Internet enables worldwide connections to electronic mail, discussion groups, databases, software, and other information sources, such as libraries and museums. The district provides Network/Internet access to promote educational excellence in the district by facilitating resource sharing, innovation, and communication. The district firmly believes that the valuable information and interaction available on the Network/Internet far outweighs the possibility that users may procure material that is not consistent with the educational goals of the district.

Network/Internet - Terms and Conditions

1) Risk

Sites accessible via the Network/Internet may contain material that is illegal, defamatory, inaccurate or controversial. **Although the district will attempt to limit access to objectionable material by using filtering software, controlling all materials on the Network/Internet is impossible.** With global access to computers and people, a risk exists that students may access material that may not be of educational value in the school setting.

2) Monitored Use

Electronic mail transmissions and other use of the electronic communications system by students and employees shall not be considered confidential and may be monitored at any time by designated District staff to ensure appropriate use for educational or administrative purposes. This monitoring may include activity logging, virus scanning, and content scanning.

3) User Responsibilities

Network/Internet users, (students and district employees), like traditional library users or those participating in field trips, are responsible for their actions in accessing available resources. The following standards will apply to all users (students and employees) of the Network/Internet:

1. The user in whose name a system account is issued will be responsible at all times for its proper use. Users may not access another person's account without written permission from a campus administrator or district-level administrator.
2. The system may not be used for illegal purposes, in support of illegal activities, or for any other activity prohibited by District policy.

NETWORK/INTERNET RESPONSIBLE USE GUIDELINES

3. Users may not redistribute copyrighted programs or data without the written permission of the copyright holder or designee. Such permission must be specified in the document or must be obtained directly from the copyright holder or designee in accordance with applicable copyright laws, District policy, and administrative regulations.
4. Employees and students may not share sensitive District documents, such as test answer keys, via the Internet.
5. Students are not permitted to use District technology to search the Internet for non-educational purposes. This includes “free search/surf” of the Internet which is defined as unsupervised searching of the Internet without an approved educational purpose.
6. A user must not knowingly attempt to access educationally inappropriate material. If a user accidentally reaches such material, the user must **immediately** back out of the area on the Internet containing educationally inappropriate material. The user must then notify the teacher or campus/building administrator of the site address that should be added to the filtering software, so that it can be removed from accessibility.

NETWORK/INTERNET RESPONSIBLE USE GUIDELINES

Publishing on the Internet

Recognition

First and last names and grade level may be used on the Internet to recognize personal achievements.

Permission for the following items is granted or denied through the initial Emergency Information and Medical/Parent Authorization Form given to each student at the beginning of the school year.

Student Work

Student work will only be published on a Kleinisd.net web page, social media or Project Share, a state-sponsored web page for students, only with parental permission. Examples of published work could include short stories, poems, slide shows, and/or artwork. First and/or last names may be included with the student work.

Photographs

Student photographs will be published on a KISD.net web page, social media or Project Share, a state-sponsored web page for students, only with parental permission. If a photograph of the student is included with the posting of the recognition and/or student work, the first and/or last name may be included with the photograph.

Exceptions to the above

Any exceptions to the items above will be secured through the Communication Office. Individual campuses may elect not to publish student work and/or photographs on the campus website even though the parent has given permission to do so.

Web Authoring

The District, the campuses, and the faculty have an authorized web site and socialmedia. Students, district employees, and community members are prohibited from authoring a private website or social media which represents itself as the official site for the District. For example, this would include but not be limited to campus and department sites

NETWORK/INTERNET RESPONSIBLE USE GUIDELINES

Network Etiquette

System users of e-mail or other communication messaging systems are expected to observe the network etiquette listed below.

- Be polite; messages typed in capital letters are the computer equivalent of shouting and are considered rude.
- Use appropriate language; swearing, vulgarity, ethnic or racial slurs, and any other inflammatory language are prohibited.
- Pretending to be someone else when sending/receiving messages is considered inappropriate.
- Transmitting obscene messages or pictures is prohibited.
- Revealing personal addresses or phone numbers of the user or others is prohibited.
- Be considerate when sending attachments with e-mail by considering whether a file may be too large to be accommodated by the recipient's system or may be in a format unreadable by the recipient.
- Using the network in such a way that would disrupt the use of the network by other users is prohibited.

Inappropriate Use

Inappropriate use includes, but is not limited to, those uses that violate the law, that are specifically named as violations below, that violate the rules of network etiquette, or that hamper the integrity or security of this or any networks connected to the Network/Internet. Please refer to the "Consequences of Violation" section of this document.

Commercial Use

Use for commercial purposes, income-generating or "for-profit" activities, product advertisement, or political lobbying is prohibited. Sending unsolicited junk mail, or chain letters, is prohibited.

Vandalism/Mischief

Vandalism and mischief are prohibited. Vandalism is defined as any malicious attempt to harm or destroy data of another user, hardware, peripherals, the District network and Internet, or any networks that are connected to the District network. This includes, but is not limited to, the creation or propagation of computer viruses. Any interference with the work of other users, with or without malicious intent, is construed as mischief and is prohibited.

Playing Games and Downloading Music or Video Files or Game Files

These activities are prohibited unless approved for educational purposes.

NETWORK/INTERNET ACCEPTABLE USE GUIDELINES

Electronic Mail Violations

Forgery of electronic mail messages is prohibited. Reading, deleting, copying, or modifying the electronic mail of other users, without permission, is prohibited.

File/Data Violations

Deleting, examining, copying, or modifying files and/or data belonging to or created by other users, without permission, is prohibited.

System Interference/Alteration

Deliberate attempts to exceed, evade or change resource quotas are prohibited. The deliberate causing of network congestion through mass consumption of system resources is prohibited.

Unauthorized Disclosure

Unauthorized disclosure, use and dissemination of personal information regarding students and employees are prohibited.

Security Reporting

If a user identifies or has knowledge of a security problem on the Network/Internet, such as filtering software not working, the user should immediately notify a teacher, administrator or the System Administrator. The security problem should not be shared with others.

Impersonation

Attempts to log on to the Network/Internet impersonating a system administrator or district employee will result in revocation of the user's access to Network/Internet.

Other Security Risks

Any user identified as having had access privileges revoked or denied on another computer system may be denied access to the District's Network/Internet.

Violations of Law

Transmission of any material in violation of any US or state law is prohibited. This includes, but is not limited to: copyrighted material, threatening, harassing, or obscene material; or material protected by trade secret. Any attempt to break the law through the use of a district Network/Internet account may result in litigation against the offender by the proper authorities. If such an event should occur, the District will fully comply with the authorities to provide any information necessary for the litigation process.

NETWORK/INTERNET ACCEPTABLE USE GUIDELINES

Consequences of Violations

Any attempt to violate the provisions of these guidelines may result in revocation of the user's access to the Network/Internet, regardless of the success or failure of the attempt. In addition, disciplinary action consistent with the District's discipline policy and/or appropriate legal action, which may include restitution, may be taken. District administrators will make the final determination as to what constitutes inappropriate use. With just cause, the System Administrator or other administrator may deny, revoke, or suspend Network/Internet access as required, pending the outcome of an investigation.

COMPUTER SOFTWARE POLICY

In accordance with Board Policy EFE (LOCAL) and Administrative Regulation EFE-R, it is the practice of the District to respect all computer software copyrights and to adhere to the terms of all software licenses to which the district is a party. Technology Services is charged with the responsibility of enforcing these guidelines.

All computer software installed on district equipment must be purchased, reported to and installed by Technology Services, or its designee. Software acquisition is restricted to ensure that the school District has a complete record of all software that has been purchased for district computers and can register, support, and upgrade such software accordingly. Software on district computers used for instructional and/or administrative purposes must be approved by a district curriculum coordinator and Technology Services.

Students, district employees (including substitutes), and volunteers may not duplicate any licensed software or related documentation for use either on the District's premises or elsewhere unless Technology Services is expressly authorized to do so by agreement with the licensor. Unauthorized duplication of software may subject the employee and/or the school district to both civil and criminal penalties under the United States Copyright Act. Students, district employees, and volunteers may not give software to any third party including relatives, clients, contractors, etc. District employees, students, and volunteers may use district-approved software on local area networks or on multiple machines only in accordance with applicable license agreements. For further information regarding the purchase and installation of computer software, please call the District's HELP Desk at 832.484.4357 (4-HELP).

DISCLAIMER

These guidelines apply to stand-alone computers as well as computers connected to the Network/Internet. The District makes no warranties of any kind, whether expressed or implied, for the services it is providing and is not responsible for any damages suffered by users. This includes loss of data resulting from delays, non-deliveries, mis-deliveries, or service interruptions caused by its negligence or user errors or omissions. The District is not responsible for phone/credit card bills or any other charges incurred by users.

NETWORK/INTERNET ACCEPTABLE USE GUIDELINES

Use of any information obtained via the Network/Internet is at the user's own risk. The District specifically denies any responsibility for the accuracy or quality of information obtained through its services. Opinions, advice, services, and all other information expressed by system users, information providers, service providers, or other third party individuals in the system are those of the providers and not the District. The District will cooperate fully with local, state, or federal officials in any investigation concerning or relating to misuse of the District's electronic communications system.

ABSENCE MANAGEMENT-AESOP ABSENCE REPORTING SYSTEM

ABSENCE MANAGEMENT

Klein ISD utilizes Absence Management formerly known as AESOP (Automated Educational Substitute Operator) for substitute placement and absence management. All absences are entered, fulfilled, and tracked using the Absence Management website. This service utilizes both the Internet and telephone to communicate available jobs. Once you are activated as a substitute, you will receive an e-mail notifying you of your login and PIN for accessing your account. You may access the AESOP website directly at [Absence Management](#) or www.kleinisd.net > Employment > Substitute Information > Absence Management (Aesop).

Substitutes who work in multiple districts have the option of creating a multi-district PIN to view all available jobs in the districts where they serve. From their online account, substitutes can view and accept available jobs, track past jobs, enter non-work days, update their e-mail address, and set campus and call time preferences. **Changes to your phone number cannot be made online and must be submitted to the Substitute Office.**

Available jobs can be viewed and accepted 24 hours a day, 7 days a week online or via a toll-free automated telephone system at 1-800-942-3767. You may also be contacted by phone within 48 hours before available assignments with the option to accept or reject jobs. District call times are **5:05 a.m. - 1:00 p.m.** and **4:05 p.m. - 9:55 p.m.** If you accept an assignment by phone or online, you will be issued a confirmation number for the assignment. **In order to maximize the efficiency of the system, substitutes should enter non-work days for days they are unavailable to accept assignments.**

Training is provided during New Substitute Orientation on the use of the Absence Management system. A variety of helpful user guides and videos are also available on the Absence Management website under Help. A few helpful links are listed below:

[Aesop Substitute Help Guide](#)

[Aesop Substitute Phone Guide](#)

[Aesop Substitute Quick Start Guide](#)


[Aesop Learning Center for Aesop](#)

Jobulator

Jobulator is an **optional** subscription service offered by Frontline which provides automatic, continuous notification of job opportunities and job acceptance from your desktop or mobile device.

There is a \$39.99 fee for a one-year subscription. For more information, go to www.jobulator.com.

AESOP ABSENCE REPORTING SYSTEM



Phone System Instructions for Substitutes

1.800.942.3767

Learn how to:

- Search for jobs by phone
- Respond when the system offers you a job
- Personalize the phone system

FRONTLINE™
TECHNOLOGIES

www.FrontlineK12.com/Aesop

When you call Aesop

To Review or Change your Personal Information, Press ④

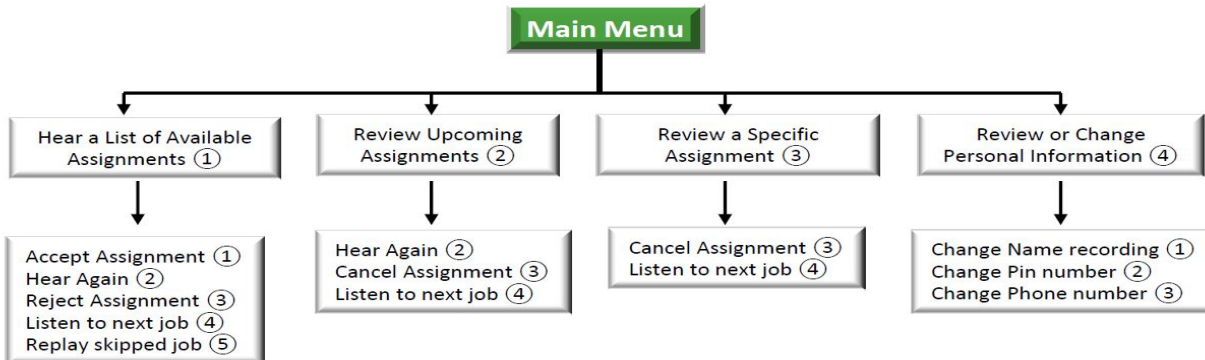
- To review or change your name recording, Press ①
- To change your Pin number, Press ②
- To change your phone number, Press ③

Special Things to Note

When Aesop calls you:

- The phone number that appears on Caller ID is: 1-800-942-3767.
- Typically, Aesop will not leave a message on your home answering machine.
- Please say "hello" in order for Aesop to begin the phone call.
- If you are sick and wish not to work, Press ② - To Prevent Further Calls Today.
- If two or more substitutes have the same phone number it is to your advantage that you both voice-record your names. Aesop will then play the voice recording at the beginning of the phone call and you can enter the correct Pin number.

1.800.942.3767



AESOP ABSENCE REPORTING SYSTEM

Available 24/7

i Please note that some options may not be available to you.

Aesop will ask you to enter the confirmation number.

- To cancel this assignment, Press ③
- To listen to the next assignment, Press ④
- To return to the Main Menu, Press ⑥

To Review or Cancel a Specific Assignment, Press ③

Aesop will now read off all the details of the assignment.

- To hear this again, Press ②
- To cancel this assignment, Press ③
- To listen to the next assignment, Press ④
- To return to the Main Menu, Press ⑥

- To review your assignments for the next 7 days, Press ③

- To return to the previous menu, Press *

To Review or Cancel your Upcoming Assignments, Press ②

When you call Aesop

1.800.942.3767

i When you have successfully accepted an assignment Aesop will play back the confirmation number.

- To accept the assignment, Press ①
- To hear the assignment again, Press ②
- To reject this assignment and not hear it again, Press ③
- To listen to the next assignment, Press ④
- To replay a bypassed assignment, Press ⑤
- To return to the Main Menu, Press ⑥

Aesop will play you a list of up to five available jobs.

To Hear a List of Available Assignments, Press ①

i Pressing the star key (*) will always take you back one menu level anywhere in the phone system.

1. Dial 1.800.942.3767
2. Enter your ID number followed by the pound key (“#”)
3. Enter your PIN number followed by the pound key (“#”)

When you call Aesop

www.aesopeducation.com

- If you select this option then Aesop will never call you again.

To prevent Aesop from ever calling, Press ⑨

If you are unavailable, Press ③

To prevent further calls today, Press ②

i When you have successfully accepted an assignment Aesop will play back the confirmation number.

- To accept the assignment, Press ①
- To hear the assignment again, Press ②
- To reject but allow additional Calls today, Press ③
- To reject this assignment and prevent additional calls today, Press ④

Enter your Pin number followed by the pound key (“#”)

Aesop will now read off all the details of the assignment.

Aesop will play you the School District Name and the School Name.

If you are interested in a job, Press ①

When you answer the phone, say “Hello” and Aesop will present the following options:

When Aesop calls you

EMERGENCY SCHOOL CLOSINGS

When a determination is made to close schools due to inclement weather or other emergency conditions, the Substitute Office will place a message on the automated calling system. Substitutes who have previously scheduled jobs, or who receive calls from the system on days when there are weather and/or other emergency alerts, should follow the guidelines below.

- If a substitute has previously scheduled jobs, they should check with the television and/or radio stations listed below to see if they are required to work that day.
- If a substitute receives a call from the system that contains job information, they should check with the television and/or radio stations listed below to see if they are required to work that day. The substitute may also access the www.kleinisd.net to check for district announcements.
- If a substitute receives a call from the system that contains the school closure announcement and no job information, this indicates that an absence was called in prior to the decision to close the schools. However, the job has been cancelled due to the school closure. No further action on the part of the substitute is necessary.
- If a substitute has no jobs scheduled and receives no calls, no further action on the part of the substitute is necessary.

For information regarding school closures, tune in to the following:

Television Channels: 2, 11, 13, 26, 48 and 51

Radio Stations: KTRH (740 AM)
KIKK (95.7 FM)
KILT (100 FM)
KKBQ-90Q (92.9 FM)
SUNNY (99.1 FM)

www.kleinisd.net : Closings will also be posted on district web site.

EMERGENCY OPERATION FOR SUBSTITUTES

In the event of an emergency, you will receive instructions that require your immediate response. The following outlines basic instructions and responses. **Since campuses differ in location, design, and demographics, please follow the specific directions of the campus administration.**

THINGS TO DO BEFORE AN EMERGENCY

- Introduce yourself to the nearby staff.
- Familiarize yourself with the campus and the classroom.
- Determine whether you will be able to lock the classroom door.
- Review the evacuation map posted in the classroom.
- Review the crisis procedures information and/or emergency information contained in the sub folder as posted in the classroom.
- Seek any needed clarification from regular staff or office staff

THINGS TO DO DURING AN EMERGENCY

- Stay calm.
- Keep students calm and quiet.
- Supervise students at all times.
- Follow ALL directions.
- Refer all questions to campus administration.

PLEASE DO NOT

- Use a cell phone, unless specifically instructed that it is permissible. Only use if the safety of students and staff requires its use, and it is deemed necessary based upon the situation.
- Use a classroom phone for personal use. Classroom phones should only be used if the safety of students and staff require it, or to contact someone within the building/district about something pertaining to your assignment.
- Release a student to anyone. Student release procedures will be coordinated by the administration.

EMERGENCY OPERATION FOR SUBSTITUTES

The following will familiarize you with district/campus emergency operation plans.

When you arrive at your assigned campus you should receive/request information from administrators about the following drills and emergency procedures:

- Evacuation/Reverse Evacuation
- Lockdown
- Lockout
- Run/Hide/Fight
- Shelter in Place (Weather Related)
- Shelter in Place (Hazmat Related)

EMERGENCY OPERATION FOR SUBSTITUTES

GENERAL DEFINITIONS/INFORMATION

Below you will find basic instructions for the four most common emergency situations. Please be aware that instructions may be modified based on the needs of a particular campus/department. Please be sure that you have the campus' emergency procedures in your sub folder or have access to them when you arrive on campus. If you do not, you are required to request a copy from the Sub Rep on the campus.

Evacuation/Reverse Evacuation

The rapid exiting of the building upon hearing the fire alarm or receiving the evacuation command.

In the event of certain building emergencies, students will be relocated to an evacuation assembly area. The District will follow established procedures when releasing students to any parent/guardian. Students will only be released to a parent/ guardian who presents a valid government issued photo identification.

- Each student-occupied space will have the primary and secondary evacuation routes posted. The assigned assembly point will be marked or described on the posted evacuation route sheet.
- Each instructional and non-instructional facility will post a floor plan of their building or campus showing your location in relation to the floor plan by indicating "you are here" and providing two evacuation routes to the exit area. Primary displayed in 'red' and Secondary displayed in "green."
- Evacuation maps will be consistent as to its orientation of the correct direction the person is facing when viewing the evacuation map.
- Each evacuation map shall indicate the location of each fire extinguisher, fire pull station, and AED (automated electronic defibrillator) in the area.
- The Klein Police Department Dispatcher will be contacted prior to performing the drill at 832.249.4266.
- The drill will be initiated using the fire alarm.
- Each teacher will take his/her class attendance sheet and the class emergency kit with him/her as he/she leads the students out using the posted evacuation route.
- Each teacher will check attendance when he/she arrives at the assigned assembly point. Any missing students will be reported to the assigned administrator. The emergency team will report to the pre-designated incident command post.
- The PA system verbal announcement/signal will end the drill and signal that it is safe to return to the building.
- The campus safety administrator will complete the appropriate form and submit to the Office of Campus Safety.

EMERGENCY OPERATION FOR SUBSTITUTES

Lockdown

The immediate locking of doors associated with the risk of an intruder or other risk to the campus.

A lockdown takes place if an internal threat is identified at the school. All school doors are locked, and students are confined to classrooms. No entry into or exit from the school will be allowed until an all-clear announcement is made. For their safety, students will NOT be released during a lockdown.

- Each school will develop a lockdown plan that shows spaces where students can be secured behind locked doors when a lockdown is initiated.
- The drill will be initiated upon hearing the lockdown alarm or verbal announcement via PA – “Lockdown” (do not shout the directive) along with providing information about the threat.
- Each teacher will secure students currently in their classroom and any students within a few steps of the room.
- Each teacher will stay securely behind their locked classroom door until instructions are given over the PA system. If the classroom does not have a locked door, remove students from the view of an intruder.
- The campus safety administrator will complete the appropriate form and submit it to the Office of Campus Safety.
- Evacuation and relocating to a predetermined area (rally point) may be necessary.

EMERGENCY OPERATION FOR SUBSTITUTES

Lockout

This occurs when there is criminal activity in the community or an unsafe situation outside of the school. Staff will secure the exterior doors and monitor the situation, preventing any unauthorized visitors into the school. Students will continue with school activities and will not be permitted outside until the all-clear announcement is made.

- The drill will be initiated using a verbal announcement by PA – “Lockout” (do not shout the directive), providing information to staff about the dangerous situation outside the building.
- Staff is to be trained that this activity is called for when there is a criminal activity in the community, or unsafe situation outside of the school. Staff is not to travel outside the building or allow any unauthorized person into the building.
- The administration and custodial staff will lock all exterior doors and clear the hallways of all students. The threat is outside the school and the procedure is to prevent any access from the outside.
- Only after the threat is identified will the “all clear” be announced allowing a return to normal operations.

EMERGENCY OPERATION FOR SUBSTITUTES

Shelter-in-Place

The response dictated when there is a hazardous materials release, or a weather-related threat.

Air systems are discontinued and doors and windows closed. Students take shelter in designated areas to protect themselves from hazardous materials or severe weather. No entry into or exit from the school will be allowed until an all-clear announcement is made. Students will NOT be released during shelter-in-place.

HAZMAT RELATED

- The drill will be initiated using a verbal announcement by PA – “Shelter in Place” (do not shout the directive), along with providing information about the impending chemical spill.
- Each teacher will shelter his or her students. Students out of class should immediately return (unless returning would require exiting a building).
- In the event of a Hazmat threat HVAC shall be turned off and determination will be made if evacuation will be necessary.

Only after student accounting is completed, and the dangerous conditions have passed, will the “all clear” be announced by PA allowing a return to normal operations.

WEATHER RELATED

- The drill will be initiated using a verbal announcement by PA – “Shelter in Place” (do not shout the directive), along with providing information about the impending weather conditions.
- Each teacher will shelter his or her students. Students out of class should immediately return (unless returning would require exiting a building).
- Immediately get into a protected crouched position, i.e. knees to chest with hands and arms covering head and neck.
- Anyone in an area with exposure to exterior windows and doors needs to quickly move to another area (hallways) and get into a crouched position. It is also advised to move away from any tall, heavy cabinets such as file cabinets that would be blown over on top of a person.

Only after student accounting is completed, and the dangerous weather conditions have passed, will the “all clear” be announced by PA allowing a return to normal operations.

EMERGENCY OPERATION FOR SUBSTITUTES

In the event of an emergency, call the following offices in the order listed:

- The designated campus Emergency Operations Representative (This designation is held by a campus administrator.
- Klein ISD Police Department at 832.249.4266 **or 911**

BLOODBORNE PATHOGENS

UNIVERSAL PRECAUTIONS IN THE SCHOOL SETTING

PURPOSE

The purpose of universal precautions is to eliminate or minimize exposure to blood or other potentially infectious body fluids. Treat all blood as potentially infectious. Appropriate barrier precautions should be used to prevent skin and mucous membrane exposure when in contact with blood or bodily fluids of any person.

I. Handwashing

Handwashing is an important preventive measure in the spread of disease. Hands and other skin surfaces should be washed after contact with blood or body fluids and after the removal of gloves. Handwashing facilities with germicidal soap are provided for employees who incur exposure to blood or other potentially infectious material.

Handwashing should be done with warm water and soap, vigorously scrubbing hands, wrists, between fingers and under nails. Hands should then be rinsed thoroughly, allowing water to run off fingertips. Dry with paper towel, then use towel to turn off faucet.

II. Housekeeping

All surfaces contaminated with blood or body fluids should be disinfected with 1:10 solution of bleach, 70% alcohol, or disinfectant used by plant operations. Use gloves when cleaning up a spill. Call custodian for cleanup of any large spills, or if you need help cleaning contaminated surfaces. Do not pick up broken glass with bare hands. Articles contaminated with blood should be triple-bagged and thrown away in a garbage can. The nurse has one in her office. If contaminated articles are thrown away in a classroom waste basket, have custodian remove it as soon as possible. If an article is saturated with blood (blood can be squeezed out of it), it should be placed in a triple-bagged trash bag.

III. Personal Protective Equipment

Gloves (disposable latex or non-latex) – should always be worn if any contact with blood or body fluids is anticipated. Gloves should be worn only once and thrown away.

They should not be washed or decontaminated for reuse and are to be replaced as soon as practical when they become torn, punctured, or when their ability to function as a barrier is compromised. Skin breaks or dermatitis should be covered with a bandage under the gloves. Hands should be washed immediately after removal of gloves. Goggles and masks should be worn whenever droplets of blood or other potentially infectious materials may be generated and eye, nose, or mouth contamination can be reasonably anticipated. Mucous membranes should be flushed with water immediately if exposure to blood occurs.

BLOOD BORNE PATHOGENS UNIVERSAL PRECAUTIONS IN THE SCHOOL SETTING

IV. Sharps

Needles or other sharps such as lancets used to test blood sugar in diabetic students should be disposed of in the sharps' container in the nurse's office. The needle should not be recapped or broken.

V. General Rules

Minimize splashing as much as possible. Do not eat, drink, put in contacts, apply cosmetics, or lip balms in areas with possible exposure.

All exposure incidents should be reported to the principal, supervisor, and school nurse.

For additional information on the district's Blood Borne Pathogen Plan, contact the Coordinator for Health Services at 832.249.4209.

BLOOD BORNE PATHOGENS - GLOSSARY

Antibodies

Serum proteins present after a previous infection or vaccination. Measured by blood titer for a specific organism.

Antigen

A substance that induces the formation of antibodies.

Asymptomatic

Without symptoms of illness. For example, individuals with HIV infection do not know they are infected until their blood is tested for antibodies. A person may be infected with the hepatitis B virus and may not turn yellow (jaundice).

Bio hazardous

Infected or potentially infectious material.

Body Fluids

Blood, saliva, urine, feces, cerebrospinal fluid, semen, vaginal secretions, synovial fluid, fluids around heart, lungs, and in the peritoneum, and amniotic fluid.

Blood

Means human blood, human blood components, and products made from human blood.

Blood Borne Pathogens

Microorganisms present in human blood that can cause disease in humans. These pathogens

Carrier

A person who harbors a specific pathogenic organism and does not have symptoms.

Contaminated

The presence or the reasonably anticipated presence of blood or other potentially infectious materials on an item or surface.

Contaminated Laundry

Laundry which has been soiled with blood or other potentially infectious materials or laundry that may contain sharp items.

BLOOD BORNE PATHOGENS - GLOSSARY

Contaminated Sharps

Any contaminated object that can penetrate the skin including, but not limited to, needles, scalpels, broken glass, broken capillary tubes, and exposed ends of dental wires.

Decontaminate

To use physical or chemical means to remove, inactivate, or destroy blood borne pathogens on a surface or item to the extent they are no longer capable of transmitting infectious particles and the surface or item is rendered safe for handling, use or disposal.

Disposable Sharps

Syringes, lancets, broken glass contaminated with blood, etc.

Engineering Controls

Devices (e.g., sharps disposal containers, self-sheathing needles) that isolate or remove the blood borne pathogens hazard from the workplace.

Exposure Incident

Direct contact with blood; body fluids containing blood, semen or vaginal secretions; unidentified body fluids; or through a needle stick, cut, bite, eye-splash, or mouth splash.

Hand Washing Facilities

Means a facility providing an adequate supply of running potable water, soap and single use towels or hot air drying machines.

Immune Response

Reaction of the body to substances in blood that are foreign or are interpreted as foreign.

Immune System

Those white blood cells, lymph glands, and antibodies that provide protection against foreign substances in the body.

Incubation Period

Interval between exposure to infection and the appearance of the first symptom.

HBV

Hepatitis B virus.

BLOOD BORNE PATHOGENS – GLOSSARY

HIV

Human Immunodeficiency Virus.

Mucous Membrane Exposure

Splash or droplets of blood or OPIM into eyes, lips, head of penis or an opening into body, i.e., mouth, nose, vagina, rectum, etc. The potential for Blood borne pathogens to enter the bloodstream through intact mucous membranes exists.

Occupational Exposure

Reasonably anticipated skin, eye, mucous membrane, or parenteral contact with blood or other potentially infectious materials resulting from the performance of a substitute's duties.

Other Potentially Infectious Materials (OPIM)

Human body fluids including semen, vaginal secretions, cerebrospinal fluid, synovial fluid, pleural fluid, pericardial fluid, peritoneal fluid, amniotic fluid, saliva in dental procedures; any body fluid that is visibly contaminated with blood; and all body fluids in situations where it is difficult or impossible to differentiate between body fluids;
Any unfixed tissue or organ (other than intact skin) from a human, living or dead;
Cells; tissue or organ cultures; a culture medium or other solution; or blood, organs, and other tissues from experimental animals infected with HIV or HBV.

Parenteral

Piercing the mucous membranes or the skin barrier through such events as needle sticks, human bites, cuts, or abrasions.

Pathogen

A microorganism or substance capable of producing a disease.

Personal Protective Equipment (PPE)

Specialized clothing or equipment worn to avoid a hazard.

Prophylaxis

Observing rules necessary to prevent disease.

BLOOD BORNE PATHOGENS – GLOSSARY

Regulated Waste

Liquid or semi-liquid blood or other potentially infectious materials; contaminated items that would release a quantity of blood (3-4 ounces) or other potentially infectious materials in a liquid or semi-liquid state if compressed; contaminated sharps; and pathological and biological wastes containing blood or other potentially infectious materials. Items that are caked with dried blood or other potentially infectious materials should be handled with caution; they may contain moist areas capable of releasing these materials during handling.

Skin Exposure

The potential for an infectious agent to enter the body through an opening in the external covering of the body. Intact skin is not likely to be penetrated by pathogens, but tiny nicks, hangnails, or cuts may exist without a person being aware of them. Keep skin clean, wash with soap and water, and dry.

Source Individual

Any individual, living or dead, from whom blood or other potentially infectious materials may cause occupational exposure to a substitute.

Sterilize

To use a physical or chemical procedure to destroy all microbial life, i.e., microscopic cells, infectious or not.

Titer

A standard of strength per volume of blood that indicates the presence of antibodies or chemical substances.

Universal Precautions

An approach to infection control, whereby all human blood and certain human body fluids are treated as if known to be infectious for HIV, HBV, and other Blood borne pathogens.

Vaccine

A suspension of an infectious agent prepared in a laboratory and administered for the purpose of establishing resistance to a specific disease.

Virus:

A minute organism that is a parasite, dependent on nutrients inside the cell of other organisms for its metabolic and reproductive needs.

BLOOD BORNE PATHOGENS – GLOSSARY

Work Practice Controls

Procedures that reduce the likelihood of exposure by altering the manner in which a task is performed (e.g., prohibiting recapping of needles by a two-handed technique).

WE APPRECIATE YOU!

The Challenge

A substitute has one of the most challenging assignments in our school system. It is the responsibility of all school personnel to establish and maintain a favorable and respectful attitude concerning the substitute and his/her work. Students must appreciate the need and the importance of the work of the substitute and be urged to treat him/her in a courteous, kind, and friendly manner. Klein ISD must maintain the high status that rightly belongs to the substitute.

The Commitment

By your request for an assignment as a substitute teacher, paraprofessional, or nurse, you accept a commitment to perform the job to the best of your ability, and always in the best interests of the students of Klein ISD.

Our Thanks

We hope the suggestions and ideas presented in this handbook help you. You are an integral part of our educational team, and we sincerely appreciate your participation in our endeavors on behalf of Klein ISD students.