



St. Louis Public Schools

District highlights from NCTQ's Roll call: The importance of teacher attendance

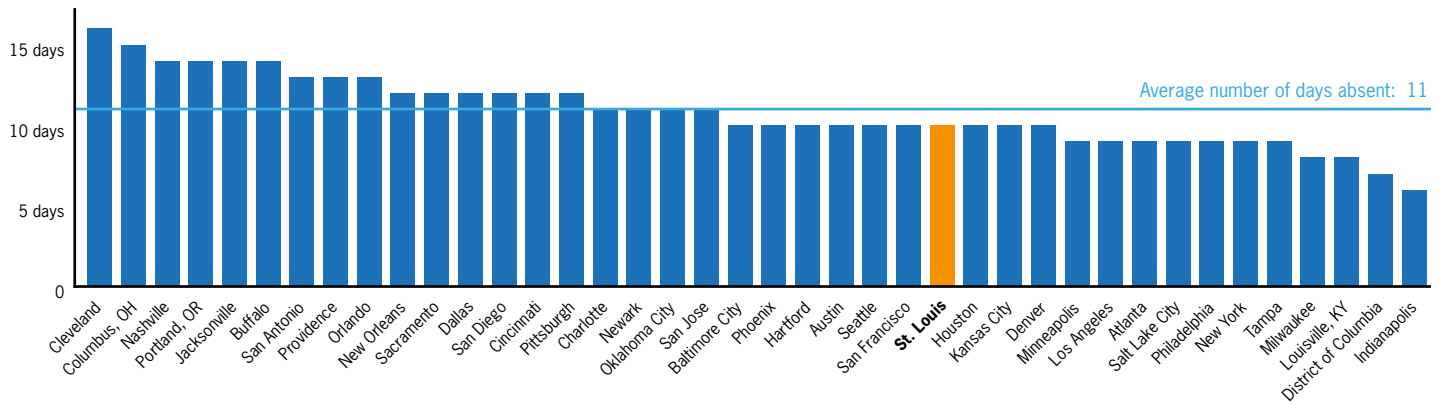
The following analysis reflects the 2012–2013 teacher attendance data sent by 40 large urban districts, including St. Louis Public Schools, to the National Council on Teacher Quality. Long-term absences lasting more than 10 consecutive days were not included in order to exclude leave taken for serious illness and maternity/paternity leave.

St. Louis summary

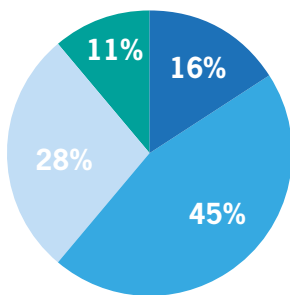
School poverty level	Number of teachers	Average days absent	Attendance rate	Excellent attendance (3 or fewer days absent)	Moderate attendance (4 –10 days absent)	Frequently absent (11 –17 days absent)	Chronically absent (more than 18 days absent)
Overall	234,031	11	94%	16%	40%	28%	16%
St. Louis	1,710	10	95%	16%	45%	28%	11%
0 – 20%	0	N/A	N/A	N/A	N/A	N/A	N/A
21 – 40%	24	9	95%	21%	54%	8%	17%
41 – 60%	84	10	95%	12%	45%	31%	12%
61 – 80%	94	9	95%	19%	46%	32%	3%
81 – 100%	1,508	10	95%	16%	45%	28%	11%

Poverty level of schools was based on students' eligibility for free- and reduced-price lunch.

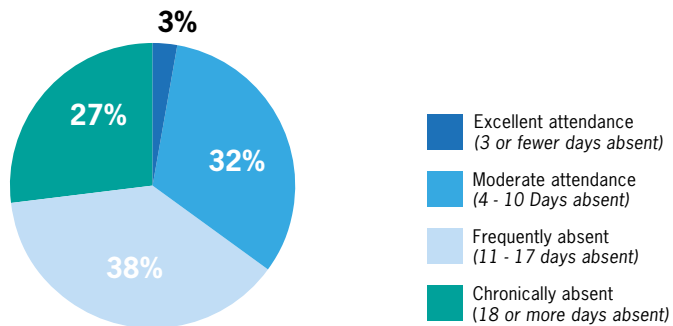
Average days absent by district



Percentage of teachers by attendance category



Percentage of absences by attendance category





Percentage of teachers in attendance category by district

■ Excellent attendance (3 or fewer days absent)
 ■ Moderate attendance (4 - 10 days absent)
 ■ Frequently absent (11 - 17 days absent)
 ■ Chronically absent (18 or more days absent)

■ Excellent attendance (3 or fewer days absent)
 ■ Moderate attendance (4 - 10 days absent)
 ■ Frequently absent (11 - 17 days absent)
 ■ Chronically absent (18 or more days absent)

