



2015 State Teacher Policy Yearbook

Hawaii

OVERALL GRADE

D+

D-
2011

D+
2013

Acknowledgments

STATES

State education agencies remain our most important partners in this effort, and their gracious cooperation has helped to ensure the factual accuracy of the final product. Every state formally received a draft of the *Yearbook* in June 2015 for comment and correction; states also received a final draft of their reports a month prior to release. All but three states responded to our inquiries. While states do not always agree with our recommendations, their willingness to engage in dialogue and often acknowledge the imperfections of their teacher policies is an important step forward.

FUNDERS

The primary funders for the 2015 *Yearbook* were:

- Bill and Melinda Gates Foundation
- The Joyce Foundation
- The Walton Family Foundation

The National Council on Teacher Quality does not accept any direct funding from the federal government.

NCTQ PROJECT TEAM

Sandi Jacobs, *Project Director*; Kathryn M. Doherty; Nithya Joseph; Kelli Lakis; Lisa Staresina; Caryn Wasbotten

Special thanks to Leigh Zimmisky and Lauren DeSha at Ironmark for their design of the 2015 *Yearbook*. Thanks also to Colleen Hale and Jeff Hale at EFA Solutions for the original *Yearbook* design and ongoing technical support.

Executive Summary

The 2015 *State Teacher Policy Yearbook* includes the National Council on Teacher Quality's (NCTQ) full review of the state laws, rules and regulations that govern the teaching profession. This year's report measures state progress against a set of 32 policy goals focused on helping states put in place a comprehensive framework in support of preparing, retaining and rewarding effective teachers.

Hawaii at a Glance



Overall 2015 Yearbook Grade

2013



2011



2009



2015 Hawaii Area Goal Scores

| AREA 1: Delivering Well-Prepared Teachers | D- | AREA 3: Identifying Effective Teachers | B- |
|---|-----|--|-----|
| Admission into Teacher Preparation | ● | State Data Systems | ★ |
| Elementary Teacher Preparation | ○ | Evaluation of Effectiveness | ● |
| Elementary Teacher Preparation in Reading Instruction | ○ | Frequency of Evaluations | ◐ ↓ |
| Elementary Teacher Preparation in Mathematics | ○ | Tenure | ◐ |
| Early Childhood Teacher Preparation | ○ | Licensure Advancement | ○ |
| Middle School Teacher Preparation | ○ | Equitable Distribution | ◐ |
| Secondary Teacher Preparation | ○ | AREA 4: Retaining Effective Teachers | B |
| Secondary Teacher Preparation in Science and Social Studies | ○ | Induction | ● |
| Special Education Teacher Preparation | ○ | Professional Development | ● ↑ |
| Special Education Preparation in Reading | ○ | Pay Scales and Performance Pay | ◐ |
| Assessing Professional Knowledge | ● ↑ | Differential Pay | ◐ |
| Student Teaching | ◐ | Compensation for Prior Work Experience | ◐ |
| Teacher Preparation Program Accountability | ○ | AREA 5: Exiting Ineffective Teachers | D |
| AREA 2: Expanding the Teacher Pool | F | Extended Emergency Licenses | ○ |
| Alternate Route Eligibility | ○ | Dismissal for Poor Performance | ◐ |
| Alternate Route Preparation | ○ | Reductions in Force | ○ |
| Alternate Route Usage and Providers | ◐ | | |
| Part-Time Teaching Licenses | ○ | | |
| Licensure Reciprocity | ○ | | |

Goal Summary

★ Best Practice: 1 ● Fully Meets: 5 ◐ Nearly Meets: 3 ◐ Partially Meets: 3 ◐ Meets Only a Small Part: 3 ○ Does Not Meet: 17

Progress on Goals Since 2013

↑ Progress Increased: 2 ↓ Progress Decreased: 1

AREA 1: Delivering Well-Prepared Teachers

Elementary Teacher Preparation

- As a condition of initial licensure, require that all elementary candidates pass a rigorous content test that assesses knowledge of all core subjects and require a meaningful passing score for each area.
- Require a rigorous assessment in the science of reading instruction for all elementary candidates.
- Ensure all new early childhood and elementary teachers are prepared to meet the instructional shifts related to informational text, incorporating literacy into all content areas and supporting struggling readers associated with college- and career-readiness standards.
- Establish equivalent requirements for teachers who may teach elementary grades on an early childhood license.

Middle School Teacher Preparation

- Require middle school teacher candidates to pass a content test in every core area they are licensed to teach as a condition of initial licensure.
- Ensure that all new middle school teachers are prepared to meet the instructional shifts related to informational text, incorporating literacy into all content areas and supporting struggling readers associated with college- and career-readiness standards.

Secondary Teacher Preparation

- As a condition of initial licensure, require secondary candidates to pass a content test in each subject they are licensed to teach.
- Require secondary science and social studies teachers to pass a content test for each discipline they are licensed to teach.
- Ensure that all new secondary teachers are prepared to meet the instructional shifts related to informational text, incorporating literacy into all content areas and supporting struggling readers associated with college- and career-readiness standards.

Special Education Teacher Preparation

- Eliminate the K-12 special education certificate, and require licenses that differentiate between the preparation of elementary and secondary teacher candidates.

- Require elementary special education candidates to pass a rigorous content test as a condition of initial licensure, as well as a rigorous assessment in the science of reading instruction.
- Ensure secondary special education teachers possess adequate content knowledge for the grades and subjects they teach.
- Ensure that all new special education candidates are prepared to meet the instructional shifts related to informational text, incorporating literacy into all content areas and supporting struggling readers associated with college- and career-readiness standards.

Student Teaching

- Ensure that student teachers are only placed with cooperating teachers who have demonstrated effectiveness as measured by student learning.

Teacher Preparation Program Accountability

- Hold teacher preparation programs accountable by collecting data that connect student achievement gains to programs, as well as other meaningful data that reflect program performance, and by establishing the minimum standard of performance for each category of data.

AREA 2: Expanding the Teaching Pool

Alternate Routes to Certification

- Increase admission requirements to alternate route programs, including a high bar for academic proficiency and passage of a subject-matter test.
- Establish guidelines for alternate route programs that require preparation that meets the immediate needs of new teachers. Ensure programs provide intensive induction support to alternate route teachers.
- Broaden alternate route usage, and allow a diversity of providers for alternate route programs.

License Reciprocity

- Grant certification to teachers from other states who can demonstrate evidence of effectiveness and/or meet licensure test requirements.

AREA 3: Identifying Effective Teachers

Teacher Evaluation

- Require annual evaluations for all teachers.

Licensure Advancement

- Base licensure advancement from a probationary to a nonprobationary license and licensure renewal on evidence of effectiveness.

Equitable Distribution of Teachers

- Publish aggregate school-level teacher evaluation ratings from an evaluation system based on instructional effectiveness.

AREA 4: Retaining Effective Teachers

Compensation

- Support differential pay initiatives for effective teachers in subject-shortage areas.

AREA 5: Exiting Ineffective Teachers

Extending Emergency Licenses

- Award standard licenses to teachers only after they have passed all required subject-matter licensing tests.

Dismissal for Poor Performance

- Ensure that teachers terminated for ineffectiveness have the opportunity to appeal within a reasonable time frame.

Reductions in Force

- Use teacher effectiveness as a factor when determining which teachers are laid off during a reduction in force.







Figure A

| | Overall State Grade 2015 | Overall State Grade 2013 | Overall State Grade 2011 | Overall State Grade 2009 |
|----------------------|-----------------------------|-----------------------------|-----------------------------|-----------------------------|
| Florida | B+ | B+ | B | C |
| Indiana | B | B- | C+ | D |
| Louisiana | B | B | C- | C- |
| New York | B | B- | C | D+ |
| Tennessee | B | B | B- | C- |
| Arkansas | B- | B- | C | C- |
| Connecticut | B- | B- | C- | D+ |
| Delaware | B- | C+ | C | D |
| Georgia | B- | B- | C | C- |
| Massachusetts | B- | B- | C | D+ |
| Ohio | B- | B- | C+ | D+ |
| Oklahoma | B- | B- | B- | D+ |
| Rhode Island | B- | B | B- | D |
| Illinois | C+ | C+ | C | D+ |
| Michigan | C+ | B- | C+ | D- |
| New Jersey | C+ | B- | D+ | D+ |
| Utah | C+ | C | C- | D |
| Virginia | C+ | C+ | D+ | D+ |
| Colorado | C | C+ | C | D+ |
| Kentucky | C | C | D+ | D+ |
| Mississippi | C | C | D+ | D+ |
| New Mexico | C | D+ | D+ | D+ |
| South Carolina | C | C- | C- | C- |
| Arizona | C- | C- | D+ | D+ |
| Idaho | C- | D+ | D+ | D- |
| Maine | C- | C- | D- | F |
| Minnesota | C- | C- | C- | D- |
| Missouri | C- | C- | D | D |
| Nevada | C- | C- | C- | D- |
| North Carolina | C- | C | D+ | D+ |
| Pennsylvania | C- | C- | D+ | D |
| Texas | C- | C- | C- | C- |
| Washington | C- | C- | C- | D+ |
| West Virginia | C- | C- | D+ | D+ |
| Alabama | D+ | C- | C- | C- |
| District of Columbia | D+ | D+ | D | D- |
| HAWAII | D+ | D+ | D- | D- |
| Kansas | D+ | D | D | D- |
| Maryland | D+ | D+ | D+ | D |
| California | D | D+ | D+ | D+ |
| Iowa | D | D | D | D |
| Nebraska | D | D- | D- | D- |
| New Hampshire | D | D | D- | D- |
| North Dakota | D | D | D | D- |
| Oregon | D | D | D- | D- |
| Wisconsin | D | D+ | D | D |
| Wyoming | D | D | D | D- |
| Alaska | D- | D | D | D |
| South Dakota | D- | D- | D | D |
| Vermont | D- | D- | D- | F |
| Montana | F | F | F | F |

How to Read the Yearbook



GOAL SCORE

The extent to which each goal has been met:

-  Best Practice
-  Fully Meets
-  Nearly Meets
-  Partially Meets
-  Meets Only a Small Part
-  Does Not Meet

PROGRESS INDICATOR

Whether the state has advanced on the goal or the state has lost ground on that topic:

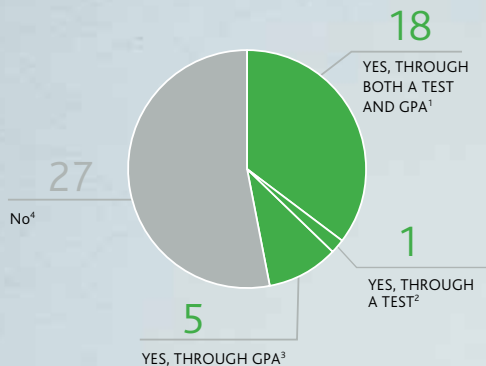
-  Goal progress has increased since 2013
-  Goal progress has decreased since 2013

BAR RAISED FOR THIS GOAL

Indicates the criteria to meet the goal have been raised since the 2013 Yearbook.

READING CHARTS AND TABLES:

Strong practices or the ideal policy positions for the states are capitalized:




This year's edition of the *State Teacher Policy Yearbook* features a new format for presenting state and national data.

Each state's volume is now summarized to present the most important information about key teacher quality policies in an infographic format. Full narrative versions -- including detailed analyses and recommendations as well as the state response for each policy topic -- can now be found online, using NCTQ's State Policy Dashboard (<http://nctq.org/StatePolicyDashboard>).



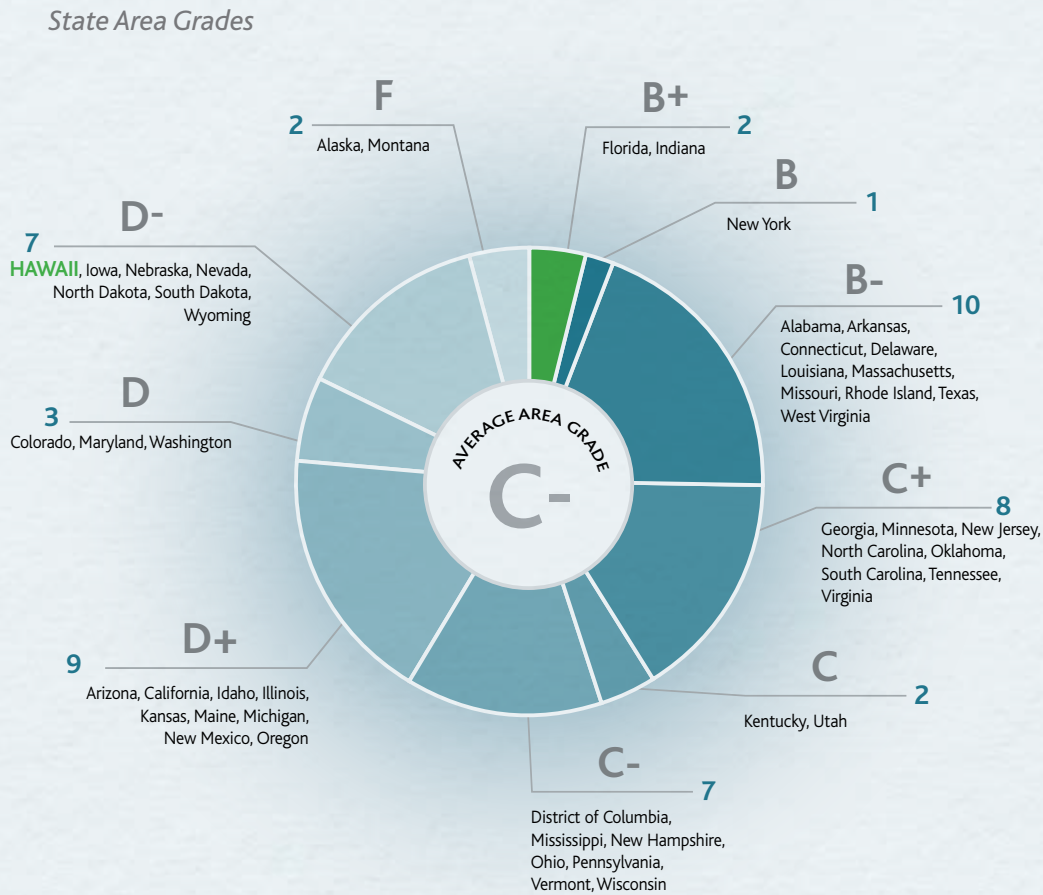
The National Summary maintains the traditional *Yearbook* format and presentation. Topics are organized as policy goals, including the specific components that form the basis of each analysis. National findings are included for each goal, as well as a comprehensive set of tables and graphs that provide a national overview of the teacher policy landscape.



Area 1 Summary



How States are Faring on Delivering Well-Prepared Teachers



Topics Included In This Area

- Admission into Teacher Preparation
- Elementary Teacher Preparation
- Middle School Teacher Preparation
- Secondary Teacher Preparation
- Special Education Teacher Preparation
- Assessing Professional Knowledge
- Student Teaching
- Teacher Preparation Program Accountability

For more information about HAWAII and other states' admission into teacher prep policies, including full narrative analyses, recommendations and state responses, see <http://nctq.org/StatePolicyDashboard>

Admission into Teacher Prep

HAWAII Ratings

Admission into Teacher Prep

Preparation programs only admit candidates with strong academic records.




Fully meets
 Nearly meets
 Partially meets
 Meets only a small part
 Does not meet

Progress increased since 2013

Lost ground since 2013



HAWAII Snapshot Admission into Teacher Prep



Yes

A minimum GPA of 3.0 is required for admission to a teacher preparation program.



Somewhat

A test of academic proficiency normed to the college-bound population is required prior to admission to a teacher preparation program.

HAWAII Admission into Teacher Prep Characteristics

Test Requirement

Requirement for cohort average above the 50th percentile on admissions test normed to college-bound population is based on CAEP accreditation standards, not state's own admissions policy. Hawaii exempts candidates with bachelor's degree from testing requirement.

GPA Requirement

Required cohort minimum GPA of 3.0 is based on CAEP accreditation standards, not state's own admissions policy.

RECOMMENDATIONS TO IMPROVE ADMISSION INTO TEACHER PREP POLICIES IN HAWAII

■ Establish rigorous admission criteria independent of accreditation process.

While the CAEP standards set an admirably high bar for admission to teacher preparation programs, Hawaii should enact its own policy articulating rigorous criteria for admission. Clear state policy would send an unequivocal message to programs about the state's expectations. Further, Hawaii's exemption of candidates with a bachelor's degree from testing requirements appears to undermine CAEP's admission test standard. While it is true that basic skills tests normed to the prospective teacher population are not an appropriate academic benchmark for those entering post-baccalaureate teacher prep programs, an assessment such as the GRE would be quite appropriate for such candidates.

■ Consider requiring candidates to pass subject-matter tests as a condition of admission into teacher programs.

In addition to ensuring that programs require a measure of academic performance for admission, Hawaii might also want to consider requiring content testing prior to program admission as opposed to at the point of program completion.

Examples of Best Practice

While many states now require CAEP accreditation, which includes a standard requiring strong admission practices, **Delaware, Rhode Island** and **West Virginia** have set a high bar independent of the accreditation process, ensuring that the state's expectations are clear. These states require a test of academic proficiency normed to the general college-bound population rather than a test that is normed just to prospective teachers. Delaware, Rhode Island and West Virginia require teacher candidates to have a 3.0 GPA or to be in the top 50th percentile for general education coursework completed. Rhode Island and West Virginia also require an average cohort GPA of 3.0, and, beginning in 2016, the cohort mean score on nationally normed tests such as the ACT, SAT or GRE must be in the top 50th percentile. In 2020, the requirement for the mean test score will increase from the top half to the top third.

SUMMARY OF ADMISSION INTO TEACHER PREP FIGURES

■ Figure 1 Academic proficiency requirements

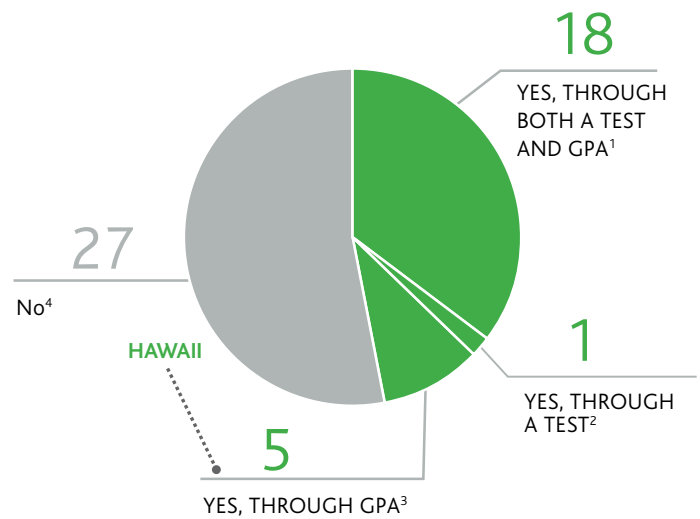
Other admission figures available in the *Yearbook National Summary* at <http://www.nctq.org/2015NationalYearbook>

- Admission tests (p. 4)
- Minimum GPA for admission (p. 5)

For more information about HAWAII's admission into teacher prep policies, including detailed recommendations, full narrative analysis and state response, see <http://nctq.org/StatePolicyDashboard>

Figure 1

Do states set a high academic bar for admission to teacher preparation programs?



1. **Strong Practice:** Alabama⁵, Arkansas⁵, Delaware⁶, District of Columbia⁵, Indiana⁵, Louisiana⁵, Michigan⁵, New Jersey⁷, New York⁵, North Carolina⁵, Oklahoma⁵, Oregon⁵, Rhode Island, South Carolina⁵, Tennessee⁵, Utah⁶, Virginia⁵, West Virginia

2. **Strong Practice:** Texas

3. **Strong Practice:** Georgia, Hawaii⁸, Mississippi, Montana, Pennsylvania⁹

4. Alaska, Arizona, California, Colorado, Connecticut, Florida, Idaho, Illinois, Iowa, Kansas, Kentucky, Maine, Maryland, Massachusetts, Minnesota, Missouri, Nebraska, Nevada, New Hampshire, New Mexico, North Dakota, Ohio, South Dakota, Vermont, Washington, Wisconsin, Wyoming

5. Requirement for admissions test normed to college-bound population and cohort minimum GPA of 3.0 are based on CAEP accreditation standards, not state's own admissions policies.

6. Candidates can qualify for admission through the GPA or test requirement.

7. New Jersey requires a cohort minimum GPA of 3.0. The requirement for admissions test normed to college-bound population is based on CAEP accreditation standards, not state's own admissions policies.

8. Requirement for cohort minimum GPA of 3.0 is based on CAEP accreditation standards, not Hawaii's own admission standards. Hawaii exempts candidates with a bachelor's degree from admission testing requirements.

9. Candidates can also be admitted with a combination of a 2.8 GPA and qualifying scores on the basic skills test or SAT/ACT.

For more information about HAWAII and other states' elementary teacher preparation policies, including full narrative analyses, recommendations and state responses, see <http://nctq.org/StatePolicyDashboard>

Elementary Teacher Preparation

HAWAII Ratings

Content Knowledge

New elementary teachers know the subject matter they are licensed to teach.



Reading Instruction

New elementary teachers know the science of reading instruction and understand the instructional shifts associated with college- and career-readiness standards.



Mathematics









New elementary teachers have deep knowledge of the math content taught in elementary grades.



Early Childhood

Teachers who can teach elementary grades on an early childhood license are appropriately prepared for the elementary classroom.



 Fully meets
  Nearly meets
  Partially meets
  Meets only a small part
  Does not meet
 N/A Not Applicable
 Progress increased since 2013
  Lost ground since 2013
  Bar raised for this goal



HAWAII Snapshot Elementary Teacher Preparation



No

Content test required for elementary teachers in each of the four core subjects.



No

An adequate science of reading test is required.



No

Teacher preparation and licensure requirements for elementary teachers include the instructional shifts associated with college- and career-readiness standards.



No

Elementary teachers must have an academic content specialization.



No

Teachers who teach elementary grades on an early childhood license are held to appropriate content and early reading requirements.

HAWAII Elementary Teacher Preparation Characteristics

| | |
|---|--|
| Elementary Licenses | K-6; PreK-3 |
| Content Tests | Content tests are optional. |
| Science of Reading Requirements | Not required |
| Academic Specialization | Not required |
| Instructional Shifts Associated with College-and Career-Readiness Standards | Complex informational text: Not addressed Incorporating literacy into core subjects: Not addressed Struggling readers: Not addressed |

RECOMMENDATIONS TO IMPROVE ELEMENTARY TEACHER PREPARATION POLICIES IN HAWAII

- **Require all elementary teacher candidates—including candidates for an early childhood license—to pass a subject-matter test designed to ensure sufficient content knowledge of all subjects.**

Hawaii should require a rigorous content test with separate, meaningful passing scores for each core academic area to assure elementary teachers have adequate knowledge in each subject area they are licensed to teach.

- **Require teacher candidates to pass a rigorous assessment in the science of reading instruction.**

Hawaii should require a rigorous reading assessment tool to ensure that its early childhood and elementary teacher candidates are adequately prepared in all five instructional components of scientifically based reading instruction: phonemic awareness, phonics, fluency, vocabulary and comprehension.

SUMMARY OF ELEMENTARY TEACHER PREPARATION FIGURES

- **Figure 2** Content test requirements
- **Figure 3** Science of reading tests
- **Figure 4** Instructional shifts associated with college-and career-readiness standards
- **Figure 5** Math requirements
- **Figure 6** Requirements for early childhood teachers

Other elementary teacher preparation figures available in the *Yearbook National Summary* at <http://www.nctq.org/2015NationalYearbook>

- Academic concentrations (p. 8)
- Science of reading preparation and testing requirements (p. 11)
- Early childhood content tests (p. 18)
- Early childhood science of reading tests (p. 19)
- Early childhood math tests (p. 19)
- Early childhood instructional shifts associated with college- and career-readiness standards (p. 20)

For more information about HAWAII's elementary teacher prep policies, including detailed recommendations, full narrative analysis and state response, see <http://nctq.org/StatePolicyDashboard>

RECOMMENDATIONS CONTINUED

- **Ensure that elementary and early childhood teachers are prepared to meet the instructional requirements of college- and career-readiness standards for students.**

Incorporate informational text of increasing complexity into classroom instruction.

Hawaii is encouraged to strengthen its teacher preparation requirements and ensure that all teachers licensed to teach at the elementary level have the ability to adequately incorporate complex informational text into classroom instruction—as a condition of initial licensure.

Incorporate literacy skills as an integral part of every subject.

To ensure that elementary school students are capable of accessing varied information about the world around them, Hawaii should include specific teacher preparation requirements for all teachers licensed to teach at the elementary level regarding literacy skills and using text as a means to build content knowledge in history/social studies, science, and the arts.

Support struggling readers.

Hawaii should articulate requirements ensuring that all teachers licensed to teach at the elementary level are prepared to identify and support students who are struggling.

- **Require elementary teacher candidates to complete a content specialization in an academic subject area.**

In addition to enhancing content knowledge, this requirement would ensure that prospective teachers in Hawaii take higher-level academic coursework.

Examples of Best Practice

Unfortunately, NCTQ cannot award “best practice” honors to any state’s policy in the area of elementary teacher preparation. However, three states—**Florida**, **Indiana** and **Virginia**—are worthy of mention for holding early childhood candidates who are licensed to teach elementary grades to the same standards as all other elementary teachers. Each state requires its early childhood candidates to pass a content test with separately scored subtests, as well as a test of scientifically based reading instruction. Florida also ensures that both early childhood and elementary education teachers are prepared to meet the instructional requirements of college- and career-readiness standards for students.

California stands out for its focus on elementary teachers’ readiness to teach reading and literacy skills. All elementary education candidates must pass a comprehensive assessment that specifically tests the five elements of scientifically based reading instruction: phonemic awareness, phonics, fluency, vocabulary and comprehension. California’s test frameworks go further than most states in ensuring that elementary teacher candidates have the ability to not only build content knowledge and vocabulary through careful reading of informational and literary texts, but also to challenge students with texts of increasing complexity. Candidates must also show they know how to incorporate literacy skills as an integral part of every subject and are prepared to intervene and support students who are struggling.

Massachusetts’s MTEL mathematics subtest continues to set the standard in this area by evaluating mathematics knowledge beyond an elementary school level and challenging candidates’ understanding of underlying mathematics concepts.

Figure 2

Do states ensure that elementary teachers know core content?

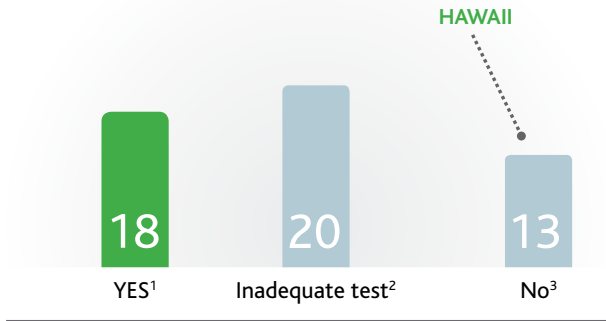
| | ELEMENTARY CONTENT TEST WITH SEPARATE PASSING SCORE FOR EACH SUBJECT | Elementary content test with separate, passing score for some subjects | Elementary content test with composite score | No test required |
|----------------------|--|--|--|--|
| Alabama | <input checked="" type="checkbox"/> | <input type="checkbox"/> | <input type="checkbox"/> | <input type="checkbox"/> |
| Alaska | <input type="checkbox"/> | <input type="checkbox"/> | <input type="checkbox"/> | <input checked="" type="checkbox"/> ¹ |
| Arizona | <input type="checkbox"/> | <input checked="" type="checkbox"/> | <input type="checkbox"/> | <input type="checkbox"/> |
| Arkansas | <input checked="" type="checkbox"/> | <input type="checkbox"/> | <input type="checkbox"/> | <input type="checkbox"/> |
| California | <input type="checkbox"/> | <input checked="" type="checkbox"/> | <input type="checkbox"/> | <input type="checkbox"/> |
| Colorado | <input type="checkbox"/> | <input type="checkbox"/> | <input checked="" type="checkbox"/> | <input type="checkbox"/> |
| Connecticut | <input checked="" type="checkbox"/> | <input type="checkbox"/> | <input type="checkbox"/> | <input type="checkbox"/> |
| Delaware | <input checked="" type="checkbox"/> | <input type="checkbox"/> | <input type="checkbox"/> | <input type="checkbox"/> |
| District of Columbia | <input checked="" type="checkbox"/> | <input type="checkbox"/> | <input type="checkbox"/> | <input type="checkbox"/> |
| Florida | <input checked="" type="checkbox"/> | <input type="checkbox"/> | <input type="checkbox"/> | <input type="checkbox"/> |
| Georgia | <input type="checkbox"/> | <input checked="" type="checkbox"/> | <input type="checkbox"/> | <input type="checkbox"/> |
| HAWAII | <input type="checkbox"/> | <input type="checkbox"/> | <input type="checkbox"/> | <input checked="" type="checkbox"/> |
| Idaho | <input checked="" type="checkbox"/> | <input type="checkbox"/> | <input type="checkbox"/> | <input type="checkbox"/> |
| Illinois | <input type="checkbox"/> | <input type="checkbox"/> | <input checked="" type="checkbox"/> | <input type="checkbox"/> |
| Indiana | <input checked="" type="checkbox"/> | <input type="checkbox"/> | <input type="checkbox"/> | <input type="checkbox"/> |
| Iowa | <input type="checkbox"/> | <input type="checkbox"/> | <input type="checkbox"/> | <input checked="" type="checkbox"/> |
| Kansas | <input type="checkbox"/> | <input type="checkbox"/> | <input checked="" type="checkbox"/> | <input type="checkbox"/> |
| Kentucky | <input checked="" type="checkbox"/> | <input type="checkbox"/> | <input type="checkbox"/> | <input type="checkbox"/> |
| Louisiana | <input checked="" type="checkbox"/> | <input type="checkbox"/> | <input type="checkbox"/> | <input type="checkbox"/> |
| Maine | <input checked="" type="checkbox"/> | <input type="checkbox"/> | <input type="checkbox"/> | <input type="checkbox"/> |
| Maryland | <input type="checkbox"/> | <input type="checkbox"/> | <input checked="" type="checkbox"/> | <input type="checkbox"/> |
| Massachusetts | <input type="checkbox"/> | <input type="checkbox"/> | <input checked="" type="checkbox"/> ² | <input type="checkbox"/> |
| Michigan | <input type="checkbox"/> | <input type="checkbox"/> | <input checked="" type="checkbox"/> | <input type="checkbox"/> |
| Minnesota | <input type="checkbox"/> | <input checked="" type="checkbox"/> | <input type="checkbox"/> | <input type="checkbox"/> |
| Mississippi | <input type="checkbox"/> | <input type="checkbox"/> | <input checked="" type="checkbox"/> | <input type="checkbox"/> |
| Missouri | <input checked="" type="checkbox"/> | <input type="checkbox"/> | <input type="checkbox"/> | <input type="checkbox"/> |
| Montana | <input type="checkbox"/> | <input type="checkbox"/> | <input type="checkbox"/> | <input checked="" type="checkbox"/> |
| Nebraska | <input type="checkbox"/> | <input type="checkbox"/> | <input checked="" type="checkbox"/> | <input type="checkbox"/> |
| Nevada | <input type="checkbox"/> | <input type="checkbox"/> | <input checked="" type="checkbox"/> | <input type="checkbox"/> |
| New Hampshire | <input checked="" type="checkbox"/> | <input type="checkbox"/> | <input type="checkbox"/> | <input type="checkbox"/> |
| New Jersey | <input checked="" type="checkbox"/> | <input type="checkbox"/> | <input type="checkbox"/> | <input type="checkbox"/> |
| New Mexico | <input type="checkbox"/> | <input type="checkbox"/> | <input checked="" type="checkbox"/> | <input type="checkbox"/> |
| New York | <input type="checkbox"/> | <input checked="" type="checkbox"/> | <input type="checkbox"/> | <input type="checkbox"/> |
| North Carolina | <input type="checkbox"/> | <input type="checkbox"/> | <input checked="" type="checkbox"/> ² | <input type="checkbox"/> |
| North Dakota | <input type="checkbox"/> | <input type="checkbox"/> | <input checked="" type="checkbox"/> | <input type="checkbox"/> |
| Ohio | <input type="checkbox"/> | <input type="checkbox"/> | <input type="checkbox"/> | <input checked="" type="checkbox"/> ³ |
| Oklahoma | <input type="checkbox"/> | <input checked="" type="checkbox"/> | <input type="checkbox"/> | <input type="checkbox"/> |
| Oregon | <input type="checkbox"/> | <input checked="" type="checkbox"/> | <input type="checkbox"/> | <input type="checkbox"/> |
| Pennsylvania | <input type="checkbox"/> | <input checked="" type="checkbox"/> | <input type="checkbox"/> | <input type="checkbox"/> |
| Rhode Island | <input checked="" type="checkbox"/> | <input type="checkbox"/> | <input type="checkbox"/> | <input type="checkbox"/> |
| South Carolina | <input checked="" type="checkbox"/> | <input type="checkbox"/> | <input type="checkbox"/> | <input type="checkbox"/> |
| South Dakota | <input type="checkbox"/> | <input type="checkbox"/> | <input checked="" type="checkbox"/> | <input type="checkbox"/> |
| Tennessee | <input type="checkbox"/> | <input type="checkbox"/> | <input checked="" type="checkbox"/> ⁴ | <input type="checkbox"/> |
| Texas | <input checked="" type="checkbox"/> | <input type="checkbox"/> | <input type="checkbox"/> | <input type="checkbox"/> |
| Utah | <input checked="" type="checkbox"/> | <input type="checkbox"/> | <input type="checkbox"/> | <input type="checkbox"/> |
| Vermont | <input checked="" type="checkbox"/> | <input type="checkbox"/> | <input type="checkbox"/> | <input type="checkbox"/> |
| Virginia | <input checked="" type="checkbox"/> | <input type="checkbox"/> | <input type="checkbox"/> | <input type="checkbox"/> |
| Washington | <input type="checkbox"/> | <input checked="" type="checkbox"/> | <input type="checkbox"/> | <input type="checkbox"/> |
| West Virginia | <input checked="" type="checkbox"/> | <input type="checkbox"/> | <input type="checkbox"/> | <input type="checkbox"/> |
| Wisconsin | <input type="checkbox"/> | <input type="checkbox"/> | <input checked="" type="checkbox"/> | <input type="checkbox"/> |
| Wyoming | <input checked="" type="checkbox"/> | <input type="checkbox"/> | <input type="checkbox"/> | <input type="checkbox"/> |
| | 22 | 9 | 15 | 5 |

Figure 2

1. Alaska does not require testing for initial licensure.
2. Massachusetts and North Carolina require a general curriculum test that does not report scores for each elementary subject. A separate score is reported for math.
3. Only teachers of grades 4 and 5 are required to pass a content test in Ohio.
4. New legislation in Tennessee allows teachers to delay passage of content and pedagogy tests if they possess a bachelor's degree in a core content area.

Figure 3

Do states measure new elementary teachers' knowledge of the science of reading?



- Strong Practice:** Alabama⁴, California, Connecticut, Florida, Indiana, Massachusetts, Minnesota, Mississippi, New Hampshire, New Mexico, New York, North Carolina⁵, Ohio, Oklahoma, Tennessee⁶, Virginia, West Virginia, Wisconsin
- Arizona, Arkansas, Delaware, District of Columbia, Georgia, Idaho, Kentucky, Louisiana, Maine, Missouri, New Jersey, Oregon, Pennsylvania, Rhode Island, South Carolina, Texas, Utah, Vermont, Washington, Wyoming
- Alaska, Colorado, Hawaii, Illinois, Iowa, Kansas, Maryland, Michigan, Montana, Nebraska, Nevada, North Dakota, South Dakota
- Alabama's reading test spans the K-12 spectrum.
- Teachers have until their second year to pass the reading test.
- New legislation in Tennessee allows teachers to delay passage of content and pedagogy tests if they possess a bachelor's degree in a core content area.

Figure 4

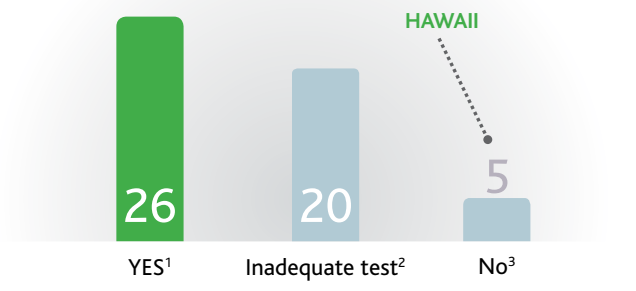
Are states ensuring that new elementary teachers are prepared for the instructional shifts associated with college- and career-readiness standards?

| | USE OF INFORMATIONAL TEXT | INCORPORATING LITERACY SKILLS INTO ALL SUBJECTS | SUPPORTING STRUGGLING READERS |
|----------------------|---------------------------|---|-------------------------------|
| Alabama | █ | █ | █ |
| Alaska | □ | □ | □ |
| Arizona | █ | □ | █ |
| Arkansas | █ | █ | █ |
| California | █ | █ | █ |
| Colorado | █ | █ | █ |
| Connecticut | █ | □ | █ |
| Delaware | █ | □ | □ |
| District of Columbia | █ | □ | □ |
| Florida | █ | █ | █ |
| Georgia | □ | □ | █ |
| HAWAII | □ | □ | □ |
| Idaho | █ | █ | □ |
| Illinois | █ | □ | █ |
| Indiana | █ | □ | █ |
| Iowa | □ | □ | □ |
| Kansas | █ | □ | □ |
| Kentucky | █ | □ | □ |
| Louisiana | █ | □ | █ |
| Maine | █ | □ | □ |
| Maryland | █ | □ | █ |
| Massachusetts | □ | □ | █ |
| Michigan | □ | █ | █ |
| Minnesota | █ | █ | █ |
| Mississippi | █ | □ | █ |
| Missouri | █ | █ | □ |
| Montana | □ | □ | □ |
| Nebraska | █ | □ | □ |
| Nevada | █ | □ | □ |
| New Hampshire | █ | □ | █ |
| New Jersey | █ | □ | □ |
| New Mexico | █ | □ | █ |
| New York | █ | □ | █ |
| North Carolina | █ | █ | █ |
| North Dakota | █ | □ | □ |
| Ohio | █ | □ | █ |
| Oklahoma | █ | □ | █ |
| Oregon | █ | □ | █ |
| Pennsylvania | █ | □ | █ |
| Rhode Island | █ | □ | █ |
| South Carolina | █ | █ | █ |
| South Dakota | □ | □ | □ |
| Tennessee | █ | □ | █ |
| Texas | █ | █ | █ |
| Utah | █ | □ | □ |
| Vermont | █ | █ | □ |
| Virginia | █ | □ | █ |
| Washington | █ | □ | █ |
| West Virginia | █ | □ | █ |
| Wisconsin | █ | □ | █ |
| Wyoming | █ | □ | □ |

█ Fully addresses instructional component █ Partially addresses instructional component

Figure 5

Do states measure new elementary teachers' knowledge of math?



- Strong Practice:** Alabama, Arkansas, Connecticut, Delaware, District of Columbia, Florida, Idaho, Indiana, Kentucky, Louisiana, Maine, Massachusetts, Minnesota, Missouri, New Hampshire, New Jersey, New York, North Carolina, Rhode Island, South Carolina, Texas, Utah, Vermont, Virginia, West Virginia, Wyoming
- Arizona, California, Colorado, Georgia, Illinois, Kansas, Maryland, Michigan, Mississippi, Nebraska, Nevada, New Mexico, North Dakota, Oklahoma, Oregon, Pennsylvania, South Dakota, Tennessee⁴, Washington, Wisconsin
- Alaska⁵, Hawaii, Iowa, Montana, Ohio⁶
- New legislation in Tennessee allows teachers to delay passage of content and pedagogy tests if they possess a bachelor's degree in a core content area.
- Testing is not required for initial licensure.
- Only teachers of grades 4 and 5 are required to pass a content test in Ohio.

Figure 6

- These states do not offer a standalone early childhood certification that includes elementary grades, or the state's early childhood certification is the de facto license to teach elementary grades.
- Florida's test consists of three subtests covering language arts and reading, math and science.
- Early childhood candidates may pass either multiple subjects (subscores) or content knowledge (no subscores) test.
- New legislation in Tennessee allows teachers to delay passage of content and pedagogy tests if they possess a bachelor's degree in a core content area.

Figure 6

What do states require of early childhood teachers who teach elementary grades?

| | CONTENT TEST WITH SUBSCORES FOR EACH SUBJECT | ADEQUATE SCIENCE OF READING TEST |
|-----------------------------|--|--|
| Alabama | <input type="checkbox"/> | <input checked="" type="checkbox"/> |
| Alaska ¹ | <input type="checkbox"/> | <input type="checkbox"/> |
| Arizona | <input type="checkbox"/> | <input type="checkbox"/> |
| Arkansas ¹ | <input type="checkbox"/> | <input type="checkbox"/> |
| California ¹ | <input type="checkbox"/> | <input type="checkbox"/> |
| Colorado | <input type="checkbox"/> | <input type="checkbox"/> |
| Connecticut | <input type="checkbox"/> | <input checked="" type="checkbox"/> |
| Delaware | <input type="checkbox"/> | <input type="checkbox"/> |
| District of Columbia | <input type="checkbox"/> | <input type="checkbox"/> |
| Florida | <input checked="" type="checkbox"/> ² | <input checked="" type="checkbox"/> |
| Georgia ¹ | <input type="checkbox"/> | <input type="checkbox"/> |
| HAWAII | <input type="checkbox"/> | <input type="checkbox"/> |
| Idaho | <input type="checkbox"/> | <input type="checkbox"/> |
| Illinois | <input type="checkbox"/> | <input type="checkbox"/> |
| Indiana | <input checked="" type="checkbox"/> | <input checked="" type="checkbox"/> |
| Iowa | <input type="checkbox"/> | <input type="checkbox"/> |
| Kansas | <input type="checkbox"/> | <input type="checkbox"/> |
| Kentucky ¹ | <input type="checkbox"/> | <input type="checkbox"/> |
| Louisiana | <input checked="" type="checkbox"/> | <input type="checkbox"/> |
| Maine | <input type="checkbox"/> | <input type="checkbox"/> |
| Maryland | <input type="checkbox"/> | <input type="checkbox"/> |
| Massachusetts | <input type="checkbox"/> | <input checked="" type="checkbox"/> |
| Michigan ¹ | <input type="checkbox"/> | <input type="checkbox"/> |
| Minnesota | <input type="checkbox"/> | <input checked="" type="checkbox"/> |
| Mississippi ¹ | <input type="checkbox"/> | <input type="checkbox"/> |
| Missouri | <input type="checkbox"/> | <input type="checkbox"/> |
| Montana ¹ | <input type="checkbox"/> | <input type="checkbox"/> |
| Nebraska | <input type="checkbox"/> | <input type="checkbox"/> |
| Nevada | <input type="checkbox"/> | <input type="checkbox"/> |
| New Hampshire | <input type="checkbox"/> | <input checked="" type="checkbox"/> |
| New Jersey | <input type="checkbox"/> | <input type="checkbox"/> |
| New Mexico | <input type="checkbox"/> | <input type="checkbox"/> |
| New York | <input checked="" type="checkbox"/> | <input checked="" type="checkbox"/> |
| North Carolina ¹ | <input type="checkbox"/> | <input type="checkbox"/> |
| North Dakota | <input type="checkbox"/> | <input type="checkbox"/> |
| Ohio ¹ | <input type="checkbox"/> | <input type="checkbox"/> |
| Oklahoma | <input type="checkbox"/> | <input checked="" type="checkbox"/> |
| Oregon ¹ | <input type="checkbox"/> | <input type="checkbox"/> |
| Pennsylvania ¹ | <input type="checkbox"/> | <input type="checkbox"/> |
| Rhode Island | <input checked="" type="checkbox"/> ³ | <input type="checkbox"/> |
| South Carolina | <input type="checkbox"/> | <input type="checkbox"/> |
| South Dakota | <input type="checkbox"/> | <input type="checkbox"/> |
| Tennessee | <input type="checkbox"/> | <input checked="" type="checkbox"/> ⁴ |
| Texas ¹ | <input type="checkbox"/> | <input type="checkbox"/> |
| Utah | <input checked="" type="checkbox"/> ³ | <input type="checkbox"/> |
| Vermont | <input type="checkbox"/> | <input type="checkbox"/> |
| Virginia | <input checked="" type="checkbox"/> | <input checked="" type="checkbox"/> |
| Washington | <input type="checkbox"/> | <input type="checkbox"/> |
| West Virginia | <input type="checkbox"/> | <input checked="" type="checkbox"/> |
| Wisconsin | <input type="checkbox"/> | <input checked="" type="checkbox"/> |
| Wyoming | <input type="checkbox"/> | <input type="checkbox"/> |
| | 7 | 13 |

For more information about HAWAII and other states' middle school teacher prep policies, including full narrative analyses, recommendations and state responses, see <http://nctq.org/StatePolicyDashboard>

Middle School Teacher Preparation

HAWAII Ratings

Middle School Teacher Preparation

New middle school teachers are sufficiently prepared to teach appropriate grade-level content and for the ways that college- and career-readiness standards affect instruction.






Fully meets
 Nearly meets
 Partially meets
 Meets only a small part
 Does not meet

Progress increased since 2013
 Lost ground since 2013
 Bar raised for this goal



HAWAII Snapshot Middle School Teacher Preparation

| | | |
|---|-----|---|
|  | No | Middle school teachers must pass a content test for each subject they are licensed to teach. |
|  | Yes | Middle school teachers must hold a middle grade-specific or secondary license. |
|  | No | Teacher preparation and licensure requirements for middle school teachers include the instructional shifts associated with college- and career-readiness standards. |

HAWAII Middle School Teacher Preparation Characteristics

| | |
|--|--|
| Middle School Licenses | 6-8 |
| Content Tests | Not required |
| Academic Requirements | No requirements for major or minors |
| Instructional Shifts Associated with College- and Career-Readiness Standards | Complex informational text: Not addressed Incorporating literacy into core subjects: Not addressed Struggling readers: Not addressed |

RECOMMENDATIONS TO IMPROVE MIDDLE SCHOOL TEACHER PREPARATION POLICIES IN HAWAII

■ Require content testing in all core areas.

Hawaii should require subject-matter testing for all middle school teacher candidates in every core academic area they intend to teach as a condition of initial licensure.

■ Ensure that middle school teachers are prepared to meet the instructional requirements of college- and career-readiness standards for students.

Incorporate informational text of increasing complexity into classroom instruction.

Either through testing frameworks or teacher standards, Hawaii should specifically address the instructional shifts toward building content knowledge and vocabulary through increasingly complex informational texts and careful reading of informational and literary texts associated with the state's college- and career-readiness standards for students.

Incorporate literacy skills as an integral part of every subject.

To ensure that middle school students are capable of accessing varied information about the world around them, Hawaii should also include specific requirements regarding literacy skills and using text as a means to build content knowledge in history/social studies, science, technical subjects and the arts.

Support struggling readers.

Hawaii should articulate requirements ensuring that middle school teachers are prepared to intervene and support students who are struggling.

Examples of Best Practice

Arkansas ensures that all middle school teacher candidates are adequately prepared to teach middle school-level content. The state does not offer a K-8 generalist license, requires passing scores on subject-specific content tests and explicitly requires at least two content-area minors. Arkansas also ensures that middle school teachers are prepared to meet the instructional requirements of college- and career-readiness standards for students. The state's competencies for the middle grades specify that middle school candidates must have the ability to not only build content knowledge and vocabulary through careful reading of informational and literary texts but also to challenge students with texts of increasing complexity. Candidates must also know how to incorporate literacy skills as an integral part of every subject and are prepared to intervene and support students who are struggling.

SUMMARY OF MIDDLE SCHOOL TEACHER PREPARATION FIGURES

- **Figure 7** Distinctions in licenses between middle and elementary teachers
- **Figure 8** Content test requirements
- **Figure 9** Requirements for instructional shifts associated with college- and career-readiness standards

For more information about HAWAII's middle school teacher prep policies, including detailed recommendations, full narrative analysis and state response, see <http://nctq.org/StatePolicyDashboard>

RECOMMENDATIONS CONTINUED

- Close the loophole that allows teachers to add middle grade levels to an existing license without demonstrating content knowledge.

Hawaii is urged to require that all teachers who add the middle grade levels to their certificates pass a rigorous subject-matter test to ensure content knowledge of all subject areas before they are allowed in the classroom.

Figure 7

Do states distinguish middle grade preparation from elementary preparation?

| | K-8 LICENSE NOT OFFERED | K-8 license offered for self-contained classrooms | K-8 license offered |
|----------------------|-------------------------------------|---|--|
| Alabama | <input checked="" type="checkbox"/> | <input type="checkbox"/> | <input type="checkbox"/> |
| Alaska | <input type="checkbox"/> | <input type="checkbox"/> | <input checked="" type="checkbox"/> |
| Arizona | <input type="checkbox"/> | <input type="checkbox"/> | <input checked="" type="checkbox"/> ¹ |
| Arkansas | <input checked="" type="checkbox"/> | <input type="checkbox"/> | <input type="checkbox"/> |
| California | <input type="checkbox"/> | <input checked="" type="checkbox"/> ² | <input type="checkbox"/> |
| Colorado | <input checked="" type="checkbox"/> | <input type="checkbox"/> | <input type="checkbox"/> |
| Connecticut | <input checked="" type="checkbox"/> | <input type="checkbox"/> | <input type="checkbox"/> |
| Delaware | <input checked="" type="checkbox"/> | <input type="checkbox"/> | <input type="checkbox"/> |
| District of Columbia | <input checked="" type="checkbox"/> | <input type="checkbox"/> | <input type="checkbox"/> |
| Florida | <input checked="" type="checkbox"/> | <input type="checkbox"/> | <input type="checkbox"/> |
| Georgia | <input checked="" type="checkbox"/> | <input type="checkbox"/> | <input type="checkbox"/> |
| HAWAII | <input checked="" type="checkbox"/> | <input type="checkbox"/> | <input type="checkbox"/> |
| Idaho | <input type="checkbox"/> | <input type="checkbox"/> | <input checked="" type="checkbox"/> |
| Illinois | <input checked="" type="checkbox"/> | <input type="checkbox"/> | <input type="checkbox"/> |
| Indiana | <input checked="" type="checkbox"/> | <input type="checkbox"/> | <input type="checkbox"/> |
| Iowa | <input checked="" type="checkbox"/> | <input type="checkbox"/> | <input type="checkbox"/> |
| Kansas | <input checked="" type="checkbox"/> | <input type="checkbox"/> | <input type="checkbox"/> |
| Kentucky | <input checked="" type="checkbox"/> | <input type="checkbox"/> | <input type="checkbox"/> |
| Louisiana | <input checked="" type="checkbox"/> | <input type="checkbox"/> | <input type="checkbox"/> |
| Maine | <input type="checkbox"/> | <input type="checkbox"/> | <input checked="" type="checkbox"/> |
| Maryland | <input checked="" type="checkbox"/> | <input type="checkbox"/> | <input type="checkbox"/> |
| Massachusetts | <input checked="" type="checkbox"/> | <input type="checkbox"/> | <input type="checkbox"/> |
| Michigan | <input type="checkbox"/> | <input checked="" type="checkbox"/> | <input type="checkbox"/> |
| Minnesota | <input type="checkbox"/> | <input checked="" type="checkbox"/> | <input type="checkbox"/> |
| Mississippi | <input checked="" type="checkbox"/> | <input type="checkbox"/> | <input type="checkbox"/> |
| Missouri | <input checked="" type="checkbox"/> | <input type="checkbox"/> | <input type="checkbox"/> |
| Montana | <input type="checkbox"/> | <input type="checkbox"/> | <input checked="" type="checkbox"/> |
| Nebraska | <input type="checkbox"/> | <input checked="" type="checkbox"/> | <input type="checkbox"/> |
| Nevada | <input type="checkbox"/> | <input type="checkbox"/> | <input checked="" type="checkbox"/> |
| New Hampshire | <input type="checkbox"/> | <input type="checkbox"/> | <input checked="" type="checkbox"/> |
| New Jersey | <input checked="" type="checkbox"/> | <input type="checkbox"/> | <input type="checkbox"/> |
| New Mexico | <input type="checkbox"/> | <input type="checkbox"/> | <input checked="" type="checkbox"/> |
| New York | <input checked="" type="checkbox"/> | <input type="checkbox"/> | <input type="checkbox"/> |
| North Carolina | <input checked="" type="checkbox"/> | <input type="checkbox"/> | <input type="checkbox"/> |
| North Dakota | <input type="checkbox"/> | <input type="checkbox"/> | <input checked="" type="checkbox"/> ¹ |
| Ohio | <input checked="" type="checkbox"/> | <input type="checkbox"/> | <input type="checkbox"/> |
| Oklahoma | <input type="checkbox"/> | <input type="checkbox"/> | <input checked="" type="checkbox"/> ³ |
| Oregon | <input type="checkbox"/> | <input checked="" type="checkbox"/> | <input type="checkbox"/> |
| Pennsylvania | <input checked="" type="checkbox"/> | <input type="checkbox"/> | <input type="checkbox"/> |
| Rhode Island | <input checked="" type="checkbox"/> | <input type="checkbox"/> | <input type="checkbox"/> |
| South Carolina | <input checked="" type="checkbox"/> | <input type="checkbox"/> | <input type="checkbox"/> |
| South Dakota | <input type="checkbox"/> | <input type="checkbox"/> | <input checked="" type="checkbox"/> |
| Tennessee | <input checked="" type="checkbox"/> | <input type="checkbox"/> | <input type="checkbox"/> |
| Texas | <input checked="" type="checkbox"/> | <input type="checkbox"/> | <input type="checkbox"/> |
| Utah | <input type="checkbox"/> | <input checked="" type="checkbox"/> | <input type="checkbox"/> |
| Vermont | <input checked="" type="checkbox"/> | <input type="checkbox"/> | <input type="checkbox"/> |
| Virginia | <input checked="" type="checkbox"/> | <input type="checkbox"/> | <input type="checkbox"/> |
| Washington | <input type="checkbox"/> | <input type="checkbox"/> | <input checked="" type="checkbox"/> |
| West Virginia | <input checked="" type="checkbox"/> | <input type="checkbox"/> | <input type="checkbox"/> |
| Wisconsin | <input type="checkbox"/> | <input type="checkbox"/> | <input checked="" type="checkbox"/> ¹ |
| Wyoming | <input checked="" type="checkbox"/> | <input type="checkbox"/> | <input type="checkbox"/> |
| | 32 | 6 | 13 |

1. Offers 1-8 license.

2. California offers a K-12 generalist license for all self-contained classrooms.

3. With the exception of mathematics.

Figure 8

Do middle school teachers have to pass an appropriate content test in every core subject they are licensed to teach?

| | YES | No. test does not report subscores for all core subjects | No. K-8 license requires only elementary test | No. testing of all subjects not required |
|----------------------|--|--|--|--|
| Alabama | <input checked="" type="checkbox"/> | <input type="checkbox"/> | <input type="checkbox"/> | <input type="checkbox"/> |
| Alaska | <input type="checkbox"/> | <input type="checkbox"/> | <input type="checkbox"/> | <input checked="" type="checkbox"/> ¹ |
| Arizona | <input type="checkbox"/> | <input type="checkbox"/> | <input checked="" type="checkbox"/> | <input type="checkbox"/> |
| Arkansas | <input checked="" type="checkbox"/> | <input type="checkbox"/> | <input type="checkbox"/> | <input type="checkbox"/> |
| California | <input type="checkbox"/> | <input type="checkbox"/> | <input type="checkbox"/> | <input checked="" type="checkbox"/> ² |
| Colorado | <input type="checkbox"/> | <input type="checkbox"/> | <input type="checkbox"/> | <input checked="" type="checkbox"/> |
| Connecticut | <input checked="" type="checkbox"/> | <input type="checkbox"/> | <input type="checkbox"/> | <input type="checkbox"/> |
| Delaware | <input checked="" type="checkbox"/> | <input type="checkbox"/> | <input type="checkbox"/> | <input type="checkbox"/> |
| District of Columbia | <input checked="" type="checkbox"/> | <input type="checkbox"/> | <input type="checkbox"/> | <input type="checkbox"/> |
| Florida | <input checked="" type="checkbox"/> | <input type="checkbox"/> | <input type="checkbox"/> | <input type="checkbox"/> |
| Georgia | <input checked="" type="checkbox"/> | <input type="checkbox"/> | <input type="checkbox"/> | <input type="checkbox"/> |
| HAWAII | <input type="checkbox"/> | <input type="checkbox"/> | <input type="checkbox"/> | <input checked="" type="checkbox"/> |
| Idaho | <input type="checkbox"/> | <input type="checkbox"/> | <input checked="" type="checkbox"/> ³ | <input type="checkbox"/> |
| Illinois | <input type="checkbox"/> | <input type="checkbox"/> | <input type="checkbox"/> | <input checked="" type="checkbox"/> ⁴ |
| Indiana | <input checked="" type="checkbox"/> | <input type="checkbox"/> | <input type="checkbox"/> | <input type="checkbox"/> |
| Iowa | <input type="checkbox"/> | <input type="checkbox"/> | <input type="checkbox"/> | <input checked="" type="checkbox"/> |
| Kansas | <input checked="" type="checkbox"/> | <input type="checkbox"/> | <input type="checkbox"/> | <input type="checkbox"/> |
| Kentucky | <input checked="" type="checkbox"/> | <input type="checkbox"/> | <input type="checkbox"/> | <input type="checkbox"/> |
| Louisiana | <input checked="" type="checkbox"/> | <input type="checkbox"/> | <input type="checkbox"/> | <input type="checkbox"/> |
| Maine | <input type="checkbox"/> | <input type="checkbox"/> | <input checked="" type="checkbox"/> | <input type="checkbox"/> |
| Maryland | <input checked="" type="checkbox"/> ⁵ | <input type="checkbox"/> | <input type="checkbox"/> | <input type="checkbox"/> |
| Massachusetts | <input type="checkbox"/> | <input checked="" type="checkbox"/> | <input type="checkbox"/> | <input type="checkbox"/> |
| Michigan | <input type="checkbox"/> | <input type="checkbox"/> | <input checked="" type="checkbox"/> | <input type="checkbox"/> |
| Minnesota | <input type="checkbox"/> | <input type="checkbox"/> | <input checked="" type="checkbox"/> | <input type="checkbox"/> |
| Mississippi | <input checked="" type="checkbox"/> | <input type="checkbox"/> | <input type="checkbox"/> | <input type="checkbox"/> |
| Missouri | <input checked="" type="checkbox"/> | <input type="checkbox"/> | <input type="checkbox"/> | <input type="checkbox"/> |
| Montana | <input type="checkbox"/> | <input type="checkbox"/> | <input type="checkbox"/> | <input checked="" type="checkbox"/> |
| Nebraska | <input type="checkbox"/> | <input type="checkbox"/> | <input type="checkbox"/> | <input checked="" type="checkbox"/> |
| Nevada | <input type="checkbox"/> | <input type="checkbox"/> | <input checked="" type="checkbox"/> | <input type="checkbox"/> |
| New Hampshire | <input type="checkbox"/> | <input type="checkbox"/> | <input checked="" type="checkbox"/> ⁶ | <input type="checkbox"/> |
| New Jersey | <input checked="" type="checkbox"/> | <input type="checkbox"/> | <input type="checkbox"/> | <input type="checkbox"/> |
| New Mexico | <input type="checkbox"/> | <input type="checkbox"/> | <input checked="" type="checkbox"/> | <input type="checkbox"/> |
| New York | <input checked="" type="checkbox"/> ⁷ | <input type="checkbox"/> | <input type="checkbox"/> | <input type="checkbox"/> |
| North Carolina | <input checked="" type="checkbox"/> ⁸ | <input type="checkbox"/> | <input type="checkbox"/> | <input type="checkbox"/> |
| North Dakota | <input type="checkbox"/> | <input type="checkbox"/> | <input checked="" type="checkbox"/> | <input type="checkbox"/> |
| Ohio | <input checked="" type="checkbox"/> | <input type="checkbox"/> | <input type="checkbox"/> | <input type="checkbox"/> |
| Oklahoma | <input type="checkbox"/> | <input type="checkbox"/> | <input checked="" type="checkbox"/> | <input type="checkbox"/> |
| Oregon | <input type="checkbox"/> | <input type="checkbox"/> | <input checked="" type="checkbox"/> | <input type="checkbox"/> |
| Pennsylvania | <input checked="" type="checkbox"/> | <input type="checkbox"/> | <input type="checkbox"/> | <input type="checkbox"/> |
| Rhode Island | <input checked="" type="checkbox"/> | <input type="checkbox"/> | <input type="checkbox"/> | <input type="checkbox"/> |
| South Carolina | <input checked="" type="checkbox"/> | <input type="checkbox"/> | <input type="checkbox"/> | <input type="checkbox"/> |
| South Dakota | <input type="checkbox"/> | <input type="checkbox"/> | <input checked="" type="checkbox"/> | <input type="checkbox"/> |
| Tennessee | <input checked="" type="checkbox"/> ⁹ | <input type="checkbox"/> | <input type="checkbox"/> | <input type="checkbox"/> |
| Texas | <input checked="" type="checkbox"/> | <input type="checkbox"/> | <input type="checkbox"/> | <input type="checkbox"/> |
| Utah | <input type="checkbox"/> | <input type="checkbox"/> | <input checked="" type="checkbox"/> | <input type="checkbox"/> |
| Vermont | <input checked="" type="checkbox"/> | <input type="checkbox"/> | <input type="checkbox"/> | <input type="checkbox"/> |
| Virginia | <input checked="" type="checkbox"/> | <input type="checkbox"/> | <input type="checkbox"/> | <input type="checkbox"/> |
| Washington | <input type="checkbox"/> | <input type="checkbox"/> | <input checked="" type="checkbox"/> | <input type="checkbox"/> |
| West Virginia | <input checked="" type="checkbox"/> | <input type="checkbox"/> | <input type="checkbox"/> | <input type="checkbox"/> |
| Wisconsin | <input type="checkbox"/> | <input checked="" type="checkbox"/> | <input type="checkbox"/> | <input type="checkbox"/> |
| Wyoming | <input type="checkbox"/> | <input type="checkbox"/> | <input type="checkbox"/> | <input checked="" type="checkbox"/> |
| | 26 | 2 | 14 | 9 |

- Alaska does not require content tests for initial licensure.
- Candidates teaching multiple subjects only have to pass the elementary test. Single-subject credential does not require content test.
- For K-8 license, Idaho also requires one single-subject test.
- Illinois requires candidates to take a middle level core content test if a test is available. It is not clear that this will result in teachers passing a test in each subject.
- Maryland allows elementary teachers to teach in departmentalized middle schools if not less than 50 percent of the teaching assignment is within the elementary grades.
- New Hampshire requires K-8 candidates to have a core concentration and to pass a middle school content test in a core area. Teachers with a 5-8 license must pass a Praxis II assessment.
- For nondepartmentalized classrooms, generalist in middle childhood education candidates must pass the new assessment with three subtests.
- Teachers may have until second year to pass tests, if they attempt to pass them during their first year.
- New legislation in Tennessee allows teachers to delay passage of content tests if they possess a bachelor's degree in a core content area.

Figure 9

Are states ensuring that new middle school teachers are prepared for the instructional shifts associated with college- and career-readiness standards?

| | USE OF INFORMATIONAL TEXT | INCORPORATING LITERACY SKILLS INTO ALL SUBJECTS | SUPPORTING STRUGGLING READERS |
|----------------------|---------------------------|---|-------------------------------|
| Alabama | ☑ | ☑ | ☑ |
| Alaska | ☐ | ☐ | ☐ |
| Arizona | ☑ | ☐ | ☐ |
| Arkansas | ☑ | ☑ | ☑ |
| California | ☐ | ☐ | ☐ |
| Colorado | ☑ | ☑ | ☑ |
| Connecticut | ☑ | ☐ | ☐ |
| Delaware | ☑ | ☐ | ☐ |
| District of Columbia | ☑ | ☐ | ☐ |
| Florida | ☑ | ☑ | ☑ |
| Georgia | ☑ | ☑ | ☑ |
| HAWAII | ☐ | ☐ | ☐ |
| Idaho | ☑ | ☑ | ☐ |
| Illinois | ☑ | ☑ | ☑ |
| Indiana | ☑ | ☑ | ☑ |
| Iowa | ☐ | ☐ | ☐ |
| Kansas | ☑ | ☐ | ☐ |
| Kentucky | ☑ | ☐ | ☐ |
| Louisiana | ☑ | ☐ | ☑ |
| Maine | ☑ | ☐ | ☐ |
| Maryland | ☑ | ☐ | ☐ |
| Massachusetts | ☐ | ☐ | ☐ |
| Michigan | ☐ | ☐ | ☐ |
| Minnesota | ☑ | ☑ | ☑ |
| Mississippi | ☑ | ☐ | ☐ |
| Missouri | ☑ | ☑ | ☑ |
| Montana | ☐ | ☐ | ☐ |
| Nebraska | ☐ | ☐ | ☐ |
| Nevada | ☑ | ☐ | ☐ |
| New Hampshire | ☑ | ☑ | ☑ |
| New Jersey | ☑ | ☐ | ☐ |
| New Mexico | ☐ | ☐ | ☐ |
| New York | ☑ | ☐ | ☑ |
| North Carolina | ☑ | ☑ | ☐ |
| North Dakota | ☑ | ☐ | ☐ |
| Ohio | ☑ | ☐ | ☑ |
| Oklahoma | ☐ | ☐ | ☐ |
| Oregon | ☑ | ☐ | ☐ |
| Pennsylvania | ☑ | ☑ | ☑ |
| Rhode Island | ☑ | ☐ | ☑ |
| South Carolina | ☑ | ☑ | ☑ |
| South Dakota | ☑ | ☐ | ☐ |
| Tennessee | ☑ | ☑ | ☑ |
| Texas | ☑ | ☑ | ☑ |
| Utah | ☑ | ☐ | ☐ |
| Vermont | ☑ | ☐ | ☑ |
| Virginia | ☑ | ☑ | ☐ |
| Washington | ☐ | ☐ | ☐ |
| West Virginia | ☑ | ☐ | ☐ |
| Wisconsin | ☑ | ☐ | ☑ |
| Wyoming | ☐ | ☐ | ☐ |

☑ Fully addresses instructional component ☐ Partially addresses instructional component

For more information about HAWAII and other states' secondary teacher prep policies, including full narrative analyses, recommendations and state responses, see <http://nctq.org/StatePolicyDashboard>

Secondary Teacher Preparation

HAWAII Ratings

Content Knowledge






New secondary teachers are sufficiently prepared to teach appropriate grade-level content and for the ways that college- and career-readiness standards affect instruction.






General Science and Social Studies

Secondary science and social studies teachers know all the subject matter they are licensed to teach.








 Fully meets
  Nearly meets
  Partially meets
  Meets only a small part
  Does not meet

 Progress increased since 2013
  Lost ground since 2013
  Bar raised for this goal



HAWAII Snapshot Secondary Teacher Preparation

| | | |
|---|----|---|
|  | No | Secondary teachers must pass a content test to teach any single core subject. |
|  | No | Only single-subject science certifications are offered or general science license has appropriate requirements to ensure teachers know each included subject. |
|  | No | Only single-subject social studies certifications are offered or general social studies license has appropriate requirements to ensure teachers know each included subject. |
|  | No | A content test is required to add an endorsement to a license. |
|  | No | Teacher preparation and licensure requirements for secondary school teachers include the instructional shifts associated with college- and career-readiness standards. |

HAWAII Secondary Teacher Preparation Characteristics

| | |
|---|--|
| Secondary Licenses | 6-12 |
| Content Tests | Not required for initial licensure |
| General Science License and Testing Requirements | General science license offered; content tests not required |
| General Social Studies License and Testing Requirements | General social studies license offered; content tests not required |
| Endorsement Requirements | Content tests not required |
| Instructional Shifts Associated with College-and Career-Readiness Standards | Complex informational text: Not addressed Incorporating literacy into core subjects: Not addressed Struggling readers: Not addressed |

RECOMMENDATIONS TO IMPROVE SECONDARY TEACHER PREPARATION POLICIES IN HAWAII

■ Require subject-matter testing for secondary teacher candidates.

As a condition of licensure, Hawaii should require its secondary teacher candidates to pass a content test in each subject area they plan to teach to ensure that they possess adequate subject-matter knowledge and are prepared to teach grade-level content.

■ Require subject-matter testing when adding subject-area endorsements.

Hawaii should require passing scores on subject-specific content tests, regardless of other coursework or degree requirements, for teachers who are licensed in core secondary subjects and wish to add another subject area to their licenses.

SUMMARY OF SECONDARY TEACHER PREPARATION FIGURES

- **Figure 10** Content test requirements
- **Figure 11** Instructional shifts associated with college-and career-readiness standards

Other secondary teacher preparation figures available in the *Yearbook National Summary* at <http://www.nctq.org/2015NationalYearbook>

- Endorsement requirements (p. 28)
- Content knowledge of general science teachers (p. 32)
- Content knowledge of general social studies teachers (p. 33)

RECOMMENDATIONS CONTINUED

- **Require secondary teachers with umbrella certifications to pass a content test for each discipline they are licensed to teach.**

By allowing general social studies and general science certifications—and only requiring general knowledge exams for each—Hawaii is not ensuring that these secondary teachers possess adequate subject-specific content knowledge.

- **Ensure that secondary teachers are prepared to meet the instructional requirements of college- and career-readiness standards for students.**

Incorporate informational text of increasing complexity into classroom instruction.

Although Hawaii's secondary English language arts content tests address informational texts, the state should ensure that all secondary English language arts teachers have the ability to adequately incorporate complex informational text into classroom instruction—prior to entering the classroom.

Incorporate literacy skills as an integral part of every subject.

To ensure that secondary students are capable of accessing varied information about the world around them, Hawaii should also include literacy skills and using text as a means to build content knowledge in history/social studies, science, technical subjects and the arts.

Support struggling readers.

Hawaii should articulate requirements ensuring that secondary teachers are prepared to intervene and support students who are struggling.

Examples of Best Practice

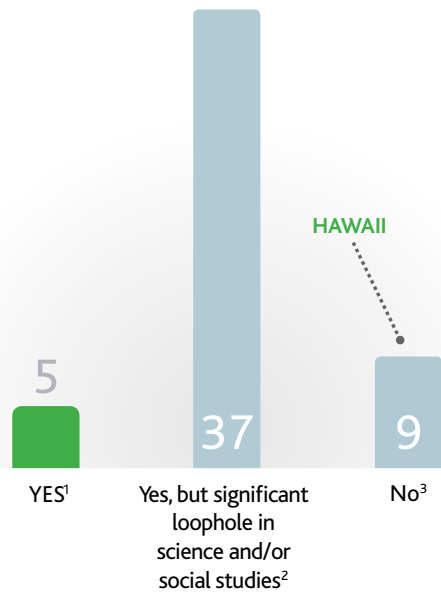
Missouri requires that secondary teacher candidates pass a content test to teach any core secondary subjects. Of particular note, Missouri ensures that its secondary science teachers know the content they teach by taking a dual approach to general secondary science certification. The state offers general science certification but only allows these candidates to teach general science courses. Missouri also offers an umbrella certification—called unified science—that requires candidates to pass individual subtests in biology, chemistry, earth science and physics. These certifications are offered in addition to single-subject licenses. In addition, Missouri requires general social studies teachers to pass a multi-content test with six independently scored subtests.

Arkansas also ensures that secondary teachers are prepared to meet the instructional requirements of college- and career-readiness standards for students. The state's competencies specify that secondary teacher candidates must have the ability to not only build content knowledge and vocabulary through careful reading of informational and literary texts but also to challenge students with texts of increasing complexity. Candidates must also know how to incorporate literacy skills as an integral part of every subject and are prepared to intervene and support students who are struggling.

For more information about HAWAII's secondary teacher prep policies, including detailed recommendations, full narrative analysis and state response, see <http://nctq.org/StatePolicyDashboard>

Figure 10

Do secondary teachers have to pass a content test in every subject area for licensure?



- Strong Practice:** Indiana, Minnesota, Missouri, South Dakota, Tennessee⁴
- Alabama, Arkansas, Connecticut, Delaware, District of Columbia, Florida, Georgia, Idaho, Illinois, Kansas, Kentucky, Louisiana, Maine, Maryland, Massachusetts, Michigan, Mississippi, Nebraska, Nevada, New Hampshire, New Jersey, New Mexico, New York, North Carolina⁵, North Dakota, Ohio, Oklahoma, Oregon, Pennsylvania, Rhode Island, South Carolina, Texas, Utah, Vermont, Virginia, West Virginia, Wisconsin
- Alaska⁶, Arizona⁷, California, Colorado, Hawaii, Iowa, Montana, Washington, Wyoming
- New legislation in Tennessee allows teachers to delay passage of content and pedagogy tests if they possess a bachelor's degree in a core content area.
- Teachers may also have until second year to pass tests, if they attempt to pass them during their first year.
- Alaska does not require content tests for initial licensure.
- Candidates with a master's degree in the subject area do not have to pass a content test.

Figure 11

Are states ensuring that new secondary teachers are prepared for the instructional shifts associated with college- and career-readiness standards?

| | USE OF INFORMATIONAL TEXT | INCORPORATING LITERACY SKILLS INTO ALL SUBJECTS | SUPPORTING STRUGGLING READERS |
|----------------------|---------------------------|---|-------------------------------|
| Alabama | ✓ | ✓ | ✓ |
| Alaska | □ | □ | □ |
| Arizona | ✓ | □ | □ |
| Arkansas | ✓ | ✓ | ✓ |
| California | ✓ | ✓ | ✓ |
| Colorado | ✓ | ✓ | ✓ |
| Connecticut | ✓ | □ | □ |
| Delaware | ✓ | □ | □ |
| District of Columbia | ✓ | □ | □ |
| Florida | □ | ✓ | ✓ |
| Georgia | ✓ | □ | □ |
| HAWAII | □ | □ | □ |
| Idaho | ✓ | □ | □ |
| Illinois | □ | □ | □ |
| Indiana | ✓ | ✓ | ✓ |
| Iowa | □ | □ | □ |
| Kansas | ✓ | □ | □ |
| Kentucky | ✓ | □ | □ |
| Louisiana | ✓ | □ | ✓ |
| Maine | ✓ | □ | □ |
| Maryland | ✓ | □ | ✓ |
| Massachusetts | □ | □ | □ |
| Michigan | □ | □ | ✓ |
| Minnesota | ✓ | ✓ | ✓ |
| Mississippi | ✓ | □ | □ |
| Missouri | ✓ | ✓ | ✓ |
| Montana | □ | □ | □ |
| Nebraska | ✓ | □ | □ |
| Nevada | ✓ | □ | □ |
| New Hampshire | ✓ | ✓ | ✓ |
| New Jersey | ✓ | □ | □ |
| New Mexico | □ | □ | □ |
| New York | ✓ | □ | ✓ |
| North Carolina | ✓ | ✓ | □ |
| North Dakota | ✓ | □ | □ |
| Ohio | ✓ | □ | ✓ |
| Oklahoma | □ | □ | □ |
| Oregon | ✓ | □ | □ |
| Pennsylvania | ✓ | □ | ✓ |
| Rhode Island | ✓ | □ | ✓ |
| South Carolina | ✓ | ✓ | ✓ |
| South Dakota | ✓ | □ | □ |
| Tennessee | ✓ | □ | ✓ |
| Texas | ✓ | ✓ | ✓ |
| Utah | ✓ | ✓ | □ |
| Vermont | ✓ | □ | ✓ |
| Virginia | ✓ | ✓ | □ |
| Washington | ✓ | □ | ✓ |
| West Virginia | ✓ | □ | □ |
| Wisconsin | ✓ | □ | □ |
| Wyoming | □ | □ | □ |

Fully addresses instructional component
 Partially addresses instructional component

For more information about HAWAII and other states' special education teacher prep policies, including full narrative analyses, recommendations and state responses, see <http://nctq.org/StatePolicyDashboard>

Special Education Teacher Preparation

HAWAII Ratings

Content Knowledge

New special education teachers know the subject matter they are licensed to teach.



Reading Instruction

New elementary teachers know the science of reading instruction and understand the instructional shifts associated with college- and career-readiness standards








Fully meets
 Nearly meets
 Partially meets
 Meets only a small part
 Does not meet

Progress increased since 2013
 Lost ground since 2013



HAWAII Snapshot Special Education Teacher Preparation

| | | |
|---|----|---|
|  | No | Only discrete elementary and secondary special education licenses are offered. |
|  | No | Elementary subject-matter test is required for elementary special education license. |
|  | No | Secondary-level test in at least one subject area is required for secondary special education license. |
|  | No | An adequate test on the science of reading is required for elementary special education teachers. |
|  | No | Teacher preparation and licensure requirements for special education teachers include the instructional shifts associated with college- and career-readiness standards. |

HAWAII Special Education Teacher Preparation Characteristics

| | |
|---|--|
| Special Education License(s) | PreK-3; K-6; 7-12; K-12 |
| Content Tests | Not required |
| Science of Reading Test | Not required |
| Instructional Shifts Associated with College-and Career-Readiness Standards | Complex informational text: Not addressed Incorporating literacy into core subjects: Not addressed Struggling readers: Not addressed |

RECOMMENDATIONS TO IMPROVE SPECIAL EDUCATION TEACHER PREPARATION POLICIES IN HAWAII

- End licensure practices that fail to distinguish between the skills and knowledge needed to teach elementary grades and secondary grades.

It is virtually impossible and certainly impractical for Hawaii to ensure that a K-12 special education teacher knows all the subject matter he or she is expected to be able to teach. While the broad K-12 umbrella may be appropriate for teachers of low-incidence special education students, such as those with severe cognitive disabilities, it is deeply problematic for the overwhelming majority of high-incidence special education students, who are expected to learn grade-level content.

- Require that elementary special education candidates pass a rigorous content test as a condition of initial licensure.

Hawaii should require a rigorous content test that reports separate, meaningful passing scores for each content area to ensure teachers possess requisite content knowledge in each subject area.

SUMMARY OF SPECIAL EDUCATION TEACHER PREPARATION FIGURES

- **Figure 12** Distinctions in licenses between elementary and secondary teachers
- **Figure 13** Content test requirements
- **Figure 14** Instructional shifts associated with college-and career-readiness standards

Other special education teacher preparation figures available in the *Yearbook National Summary* at <http://www.nctq.org/2015NationalYearbook>

- Science of reading tests (p. 39)

RECOMMENDATIONS CONTINUED

- **Ensure that secondary special education teachers possess adequate content knowledge.**

While it may be unreasonable to expect multi-subject secondary special education teachers to meet the same requirements as single-subject teachers, Hawaii's current policy of requiring no subject-matter testing is problematic and will not help special education students to meet rigorous learning standards.

- **Require all special education teacher candidates who teach the elementary grades to pass a rigorous assessment in the science of reading instruction.**

Hawaii should require a rigorous reading assessment tool to ensure that special education teacher candidates are adequately prepared in all five instructional components of scientifically based reading instruction: phonemic awareness, phonics, fluency, vocabulary and comprehension.

- **Ensure that new special education teachers are prepared to incorporate informational text of increasing complexity into classroom instruction.**

Either through testing frameworks or teacher standards, Hawaii should specifically address the instructional shifts toward building content knowledge and vocabulary through increasingly complex informational texts and careful reading of informational and literary texts associated with the state's college- and career-readiness standards for students.

- **Ensure that new special education teachers are prepared to incorporate literacy skills as an integral part of every subject.**

Hawaii should also include specific requirements regarding literacy skills and using text as a means to build content knowledge in history/social studies, science, technical subjects and the arts.

Examples of Best Practice

Unfortunately, NCTQ cannot award "best practice" honors to any state's policy in the area of special education. However, **New York** and **Rhode Island** are worthy of mention for taking steps in the right direction in ensuring that all special education teachers know the subject matter they are licensed to teach. These states require that elementary special education candidates pass the same elementary content tests, which are comprised of individual subtests, as general education elementary teachers.

Secondary special education teachers in New York must pass a multi-subject content test for special education teachers comprised of three separately scored sections. Rhode Island requires its secondary special education teachers to hold certification in another secondary area.

In addition, **California** ensures that all special education teachers are prepared to meet the instructional requirements of college- and career-readiness standards for students. All special education candidates must pass a comprehensive assessment that specifically tests the five elements of scientifically based reading instruction: phonemic awareness, phonics, fluency, vocabulary and comprehension. California's test frameworks go further than most states and ensure that special education teacher candidates have the ability to not only build content knowledge and vocabulary through careful reading of informational and literary texts but also to challenge students with texts of increasing complexity. Candidates also must know how to incorporate literacy skills as an integral part of every subject and are prepared to intervene and support students who are struggling.

For more information about HAWAII's special education teacher prep policies, including detailed recommendations, full narrative analysis and state response, see <http://nctq.org/StatePolicyDashboard>

RECOMMENDATIONS CONTINUED

■ Prepare special education teachers to support struggling readers.

Hawaii should articulate requirements ensuring that all special education teachers are prepared to intervene and support students who are struggling with reading. With reading difficulties generally representing the primary reason for special education placements, it is essential that all special education teachers have the knowledge and skills to diagnose and support students with literacy needs.

Figure 12

Do states distinguish between elementary and secondary special education teachers?

| | DOES NOT OFFER A K-12 CERTIFICATION | Offers K-12 and grade-specific certification(s) | Offers only a K-12 certification |
|----------------------|--|---|--|
| Alabama | <input checked="" type="checkbox"/> | <input type="checkbox"/> | <input type="checkbox"/> |
| Alaska | <input type="checkbox"/> | <input type="checkbox"/> | <input checked="" type="checkbox"/> |
| Arizona | <input type="checkbox"/> | <input type="checkbox"/> | <input checked="" type="checkbox"/> |
| Arkansas | <input type="checkbox"/> | <input type="checkbox"/> | <input checked="" type="checkbox"/> |
| California | <input type="checkbox"/> | <input type="checkbox"/> | <input checked="" type="checkbox"/> |
| Colorado | <input type="checkbox"/> | <input checked="" type="checkbox"/> | <input type="checkbox"/> |
| Connecticut | <input type="checkbox"/> | <input type="checkbox"/> | <input checked="" type="checkbox"/> |
| Delaware | <input type="checkbox"/> | <input checked="" type="checkbox"/> | <input type="checkbox"/> |
| District of Columbia | <input type="checkbox"/> | <input checked="" type="checkbox"/> | <input type="checkbox"/> |
| Florida | <input type="checkbox"/> | <input type="checkbox"/> | <input checked="" type="checkbox"/> |
| Georgia | <input type="checkbox"/> | <input checked="" type="checkbox"/> | <input type="checkbox"/> |
| HAWAII | <input type="checkbox"/> | <input checked="" type="checkbox"/> | <input type="checkbox"/> |
| Idaho | <input type="checkbox"/> | <input checked="" type="checkbox"/> | <input type="checkbox"/> |
| Illinois | <input type="checkbox"/> | <input checked="" type="checkbox"/> | <input type="checkbox"/> |
| Indiana | <input type="checkbox"/> | <input checked="" type="checkbox"/> | <input type="checkbox"/> |
| Iowa | <input checked="" type="checkbox"/> | <input type="checkbox"/> | <input type="checkbox"/> |
| Kansas | <input type="checkbox"/> | <input checked="" type="checkbox"/> | <input type="checkbox"/> |
| Kentucky | <input type="checkbox"/> | <input type="checkbox"/> | <input checked="" type="checkbox"/> |
| Louisiana | <input checked="" type="checkbox"/> | <input type="checkbox"/> | <input type="checkbox"/> |
| Maine | <input checked="" type="checkbox"/> | <input type="checkbox"/> | <input type="checkbox"/> |
| Maryland | <input checked="" type="checkbox"/> | <input type="checkbox"/> | <input type="checkbox"/> |
| Massachusetts | <input checked="" type="checkbox"/> | <input type="checkbox"/> | <input type="checkbox"/> |
| Michigan | <input type="checkbox"/> | <input type="checkbox"/> | <input checked="" type="checkbox"/> |
| Minnesota | <input type="checkbox"/> | <input checked="" type="checkbox"/> | <input type="checkbox"/> |
| Mississippi | <input type="checkbox"/> | <input type="checkbox"/> | <input checked="" type="checkbox"/> |
| Missouri | <input checked="" type="checkbox"/> ¹ | <input type="checkbox"/> | <input type="checkbox"/> |
| Montana | <input type="checkbox"/> | <input type="checkbox"/> | <input checked="" type="checkbox"/> |
| Nebraska | <input type="checkbox"/> | <input checked="" type="checkbox"/> | <input type="checkbox"/> |
| Nevada | <input type="checkbox"/> | <input type="checkbox"/> | <input checked="" type="checkbox"/> |
| New Hampshire | <input type="checkbox"/> | <input checked="" type="checkbox"/> | <input type="checkbox"/> |
| New Jersey | <input checked="" type="checkbox"/> ² | <input type="checkbox"/> | <input type="checkbox"/> |
| New Mexico | <input type="checkbox"/> | <input type="checkbox"/> | <input checked="" type="checkbox"/> |
| New York | <input checked="" type="checkbox"/> | <input type="checkbox"/> | <input type="checkbox"/> |
| North Carolina | <input type="checkbox"/> | <input type="checkbox"/> | <input checked="" type="checkbox"/> |
| North Dakota | <input type="checkbox"/> | <input type="checkbox"/> | <input checked="" type="checkbox"/> |
| Ohio | <input type="checkbox"/> | <input type="checkbox"/> | <input checked="" type="checkbox"/> |
| Oklahoma | <input type="checkbox"/> | <input type="checkbox"/> | <input checked="" type="checkbox"/> |
| Oregon | <input type="checkbox"/> | <input type="checkbox"/> | <input checked="" type="checkbox"/> |
| Pennsylvania | <input checked="" type="checkbox"/> | <input type="checkbox"/> | <input type="checkbox"/> |
| Rhode Island | <input checked="" type="checkbox"/> | <input type="checkbox"/> | <input type="checkbox"/> |
| South Carolina | <input type="checkbox"/> | <input checked="" type="checkbox"/> | <input type="checkbox"/> |
| South Dakota | <input type="checkbox"/> | <input checked="" type="checkbox"/> | <input type="checkbox"/> |
| Tennessee | <input checked="" type="checkbox"/> | <input type="checkbox"/> | <input type="checkbox"/> |
| Texas | <input type="checkbox"/> | <input checked="" type="checkbox"/> | <input type="checkbox"/> |
| Utah | <input type="checkbox"/> | <input type="checkbox"/> | <input checked="" type="checkbox"/> |
| Vermont | <input type="checkbox"/> | <input type="checkbox"/> | <input checked="" type="checkbox"/> ³ |
| Virginia | <input type="checkbox"/> | <input type="checkbox"/> | <input checked="" type="checkbox"/> |
| Washington | <input type="checkbox"/> | <input type="checkbox"/> | <input checked="" type="checkbox"/> |
| West Virginia | <input checked="" type="checkbox"/> | <input type="checkbox"/> | <input type="checkbox"/> |
| Wisconsin | <input checked="" type="checkbox"/> | <input type="checkbox"/> | <input type="checkbox"/> |
| Wyoming | <input type="checkbox"/> | <input checked="" type="checkbox"/> | <input type="checkbox"/> |
| | 14 | 16 | 21 |

Figure 12

1. Missouri offers a K-12 certification but candidates must pass either the Elementary Multi-Content Assessment or the new Middle/Secondary Content Assessment (English, Mathematics, Science and Social Studies) or choose one of the specific content assessment for a specific area of certification.

2. Although New Jersey does issue a K-12 certificate, candidates must meet discrete elementary and/or secondary requirements.

3. Candidates must meet requirements for both the K-8 and 7-12 special education licenses.

Figure 13

Which states require subject-matter testing for special education teachers?

| Elementary Subject-Matter Test | |
|---|---|
| Required for an elementary special education license | Alabama, Louisiana, Massachusetts, Missouri ¹ , New Jersey, New York, Pennsylvania ² , Rhode Island, West Virginia ³ , Wisconsin |
| Required for a K-12 special education license | Colorado, Idaho, Illinois, North Carolina ⁴ |
| Secondary Subject-Matter Test(s) | |
| Tests in all core subjects required for secondary special education license | Missouri ¹ , New York ⁵ , Wisconsin ⁶ |
| Test in at least one subject required for secondary special education license | Louisiana, Massachusetts, New Jersey, Pennsylvania ² , Rhode Island, West Virginia ³ |
| Required for a K-12 special education license | None |

- Missouri offers a K-12 certification but candidates must pass either the Elementary Multi-Content Assessment or the new Middle/Secondary Content Assessment (English, Mathematics, Science and Social Studies) or choose one of the specific content assessment for a specific area of certification.
- In Pennsylvania, a candidate who opts for dual certification in elementary or secondary special education as a reading specialist does not have to take a content test.
- West Virginia also allows elementary special education candidates to earn dual certification in early childhood, which would not require a content test. Secondary special education candidates earning a dual certification as a reading specialist are similarly exempted.
- North Carolina gives teachers until their second year to earn a passing score, provided they attempt to pass during their first year.
- New York requires a multi-subject content test specifically geared to secondary special education candidates. It is divided into three subtests.
- Wisconsin requires a middle school level content area test which does not report subscores for each area.

Figure 14

Are states ensuring that new special education teachers are prepared for the instructional shifts associated with college- and career-readiness standards?

| | USE OF INFORMATIONAL TEXT | INCORPORATING LITERACY SKILLS INTO ALL SUBJECTS | SUPPORTING STRUGGLING READERS |
|----------------------|---------------------------|---|-------------------------------|
| Alabama | ■ | ■ | ■ |
| Alaska | □ | □ | □ |
| Arizona | □ | □ | □ |
| Arkansas | ■ | □ | ■ |
| California | ■ | ■ | ■ |
| Colorado | ■ | ■ | ■ |
| Connecticut | ■ | □ | ■ |
| Delaware | ■ | □ | □ |
| District of Columbia | □ | □ | □ |
| Florida | ■ | □ | ■ |
| Georgia | □ | □ | □ |
| HAWAII | □ | □ | □ |
| Idaho | ■ | ■ | □ |
| Illinois | □ | □ | ■ |
| Indiana | ■ | □ | ■ |
| Iowa | □ | □ | □ |
| Kansas | □ | □ | □ |
| Kentucky | □ | □ | □ |
| Louisiana | ■ | □ | ■ |
| Maine | □ | □ | □ |
| Maryland | □ | □ | ■ |
| Massachusetts | □ | □ | ■ |
| Michigan | □ | ■ | ■ |
| Minnesota | ■ | □ | ■ |
| Mississippi | □ | □ | □ |
| Missouri | ■ | ■ | ■ |
| Montana | □ | □ | □ |
| Nebraska | □ | □ | □ |
| Nevada | □ | □ | □ |
| New Hampshire | □ | □ | ■ |
| New Jersey | ■ | □ | □ |
| New Mexico | □ | □ | ■ |
| New York | ■ | □ | ■ |
| North Carolina | ■ | ■ | ■ |
| North Dakota | □ | □ | □ |
| Ohio | □ | □ | ■ |
| Oklahoma | □ | □ | ■ |
| Oregon | □ | □ | □ |
| Pennsylvania | ■ | ■ | ■ |
| Rhode Island | ■ | □ | ■ |
| South Carolina | □ | □ | □ |
| South Dakota | □ | □ | □ |
| Tennessee | ■ | □ | ■ |
| Texas | □ | □ | ■ |
| Utah | □ | □ | □ |
| Vermont | □ | □ | □ |
| Virginia | ■ | □ | ■ |
| Washington | □ | □ | □ |
| West Virginia | ■ | □ | ■ |
| Wisconsin | ■ | □ | ■ |
| Wyoming | □ | □ | □ |

■ Fully addresses instructional component ■ Partially addresses instructional component

For more information about HAWAII and other states' assessing professional knowledge policies, including full narrative analyses, recommendations and state responses, see <http://nctq.org/StatePolicyDashboard>

Assessing Professional Knowledge

HAWAII Ratings

Pedagogy Test

Teachers are required to demonstrate professional knowledge of teaching and learning.



Fully meets
 Nearly meets
 Partially meets
 Meets only a small part
 Does not meet

Progress increased since 2013

Lost ground since 2013



HAWAII Snapshot Pedagogy



Yes

All new teachers must pass a pedagogy test.

HAWAII Pedagogy Characteristics

| | |
|-------------------|-------------------------------------|
| Pedagogy Test | edTPA or ETS Pre-Service Assessment |
| Type of Test | Performance assessment |
| Teachers Included | All new teachers |

RECOMMENDATIONS TO IMPROVE ASSESSING PROFESSIONAL KNOWLEDGE POLICIES IN HAWAII

- Ensure that performance assessments provide a meaningful measure of new teachers' knowledge and skills.

Since additional research is needed to determine how the Teacher Performance Assessment and ETS Pre-Service Assessment compare to other teacher tests as well as whether the tests' scores are predictive of student achievement, Hawaii should carefully monitor and collect data about the validity of these tests.

Examples of Best Practice

Although no state stands out for its pedagogy test policy, eight states are worthy of mention for the licensing test they require to verify that all new teachers meet state standards. **Arizona, Florida, Indiana, Minnesota, New Mexico, Ohio, Oklahoma** and **Texas** ensure that all new teachers take a pedagogy test that specifically is aligned with each state's own professional standards.

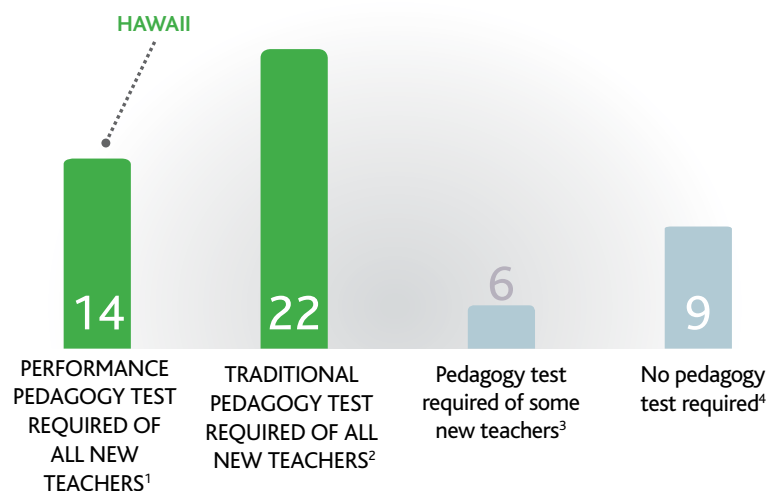
SUMMARY OF ASSESSING PROFESSIONAL KNOWLEDGE FIGURES

- **Figure 15** Pedagogy tests

For more information about HAWAII's assessing professional knowledge policies, including detailed recommendations, full narrative analysis and state response, see <http://nctq.org/StatePolicyDashboard>

Figure 15

Do states measure new teachers' knowledge of teaching and learning?



1. **Strong Practice:** California, Delaware, Georgia, Hawaii, Illinois⁵, Iowa⁶, Massachusetts, Missouri, New Jersey, New York, Oregon, Tennessee⁶, Washington, Wisconsin

2. **Strong Practice:** Alabama, Arizona, Arkansas, District of Columbia, Florida, Indiana, Kansas, Kentucky, Louisiana, Maine, Minnesota, Nevada, New Mexico, North Carolina⁷, North Dakota, Ohio, Oklahoma, Rhode Island, South Carolina, South Dakota, Texas, West Virginia

3. Connecticut, Maryland, Mississippi, Nebraska, Pennsylvania, Utah⁸

4. Alaska, Colorado, Idaho, Michigan, Montana, New Hampshire, Vermont, Virginia, Wyoming

5. All new teachers must also pass a traditional pedagogy test.

6. Teachers have the option of the edTPA or a traditional Praxis pedagogy test.

7. North Carolina teachers have until their second year to pass if they attempt to pass during their first year.

8. Not required in Utah until a teacher advances from a Level One to a Level Two license.

For more information about HAWAII and other states' student teaching policies, including full narrative analyses, recommendations and state responses, see <http://nctq.org/StatePolicyDashboard>

Student Teaching

HAWAII Ratings

Student Teaching

Teacher candidates are provided with a high-quality clinical experience.



Fully meets
 Nearly meets
 Partially meets
 Meets only a small part
 Does not meet

Progress increased since 2013

Lost ground since 2013

HAWAII Snapshot Student Teaching

| | |
|-----|---|
| No | Student teachers must be placed with an effective teacher, as measured by student learning. |
| Yes | Student teaching is at least 10 weeks in length. |
| Yes | Student teaching is full time. |

HAWAII Student Teaching Characteristics

| | |
|--|--------------------------|
| Duration of Student Teaching | A minimum of 450 hours |
| Selection of Cooperating Teachers Connected to Effectiveness | No specific requirements |
| Other Criteria for Selection of Cooperating Teachers | No specific requirements |

RECOMMENDATIONS TO IMPROVE STUDENT TEACHING POLICIES IN HAWAII

- **Ensure that cooperating teachers have demonstrated evidence of effectiveness as measured by student learning.**

In addition to the ability to mentor an adult, cooperating teachers in Hawaii should also be carefully screened for their capacity to further student achievement.

- **Use evidence from the state's teacher evaluation system to select cooperating teachers.**

Since Hawaii requires objective measures of student growth to be a significant criterion of its teacher evaluations, the state should utilize its evaluation results in the selection of effective cooperating teachers.

- **Explicitly require that student teaching be completed locally, thus prohibiting candidates from completing this requirement abroad.**

Outsourcing arrangements for student teaching makes it impossible to ensure the selection of the best cooperating teacher and adequate supervision of the student teacher and may prevent training of the teacher on relevant state instructional frameworks.

Examples of Best Practice

Rhode Island and **Tennessee** not only require teacher candidates to complete at least 10 weeks of full-time student teaching, but they also require that cooperating teachers have demonstrated evidence of effectiveness as measured by student learning. Further, both of these states ensure that student teaching is completed locally, which better ensures teacher training on relevant state instructional frameworks and allows a higher degree of program oversight and feedback to the teacher candidate.

SUMMARY OF STUDENT TEACHING FIGURES

- **Figure 16** Student teaching requirements

Other student teaching figures available in the *Yearbook National Summary* at <http://www.nctq.org/2015NationalYearbook>

- Effectiveness as a factor in selection of cooperating teachers (p. 44)
- Student teaching duration (p. 45)

For more information about HAWAII's student teaching policies, including detailed recommendations, full narrative analysis and state response, see <http://nctq.org/StatePolicyDashboard>

Figure 16

Do states ensure a high-quality student teaching experience?

COOPERATING TEACHER
SELECTED BASED ON
EFFECTIVENESS

STUDENT TEACHING
LASTS AT LEAST 10 WEEKS

| | COOPERATING TEACHER SELECTED BASED ON EFFECTIVENESS | STUDENT TEACHING LASTS AT LEAST 10 WEEKS |
|----------------------|---|---|
| Alabama | <input type="checkbox"/> | <input checked="" type="checkbox"/> |
| Alaska | <input type="checkbox"/> | <input checked="" type="checkbox"/> |
| Arizona | <input checked="" type="checkbox"/> | <input checked="" type="checkbox"/> |
| Arkansas | <input checked="" type="checkbox"/> | <input checked="" type="checkbox"/> |
| California | <input type="checkbox"/> | <input type="checkbox"/> |
| Colorado | <input type="checkbox"/> | <input type="checkbox"/> |
| Connecticut | <input type="checkbox"/> | <input checked="" type="checkbox"/> |
| Delaware | <input checked="" type="checkbox"/> | <input checked="" type="checkbox"/> |
| District of Columbia | <input type="checkbox"/> | <input type="checkbox"/> |
| Florida | <input checked="" type="checkbox"/> | <input type="checkbox"/> |
| Georgia | <input checked="" type="checkbox"/> | <input checked="" type="checkbox"/> |
| HAWAII | <input type="checkbox"/> | <input checked="" type="checkbox"/> |
| Idaho | <input type="checkbox"/> | <input type="checkbox"/> |
| Illinois | <input checked="" type="checkbox"/> | <input type="checkbox"/> |
| Indiana | <input checked="" type="checkbox"/> | <input checked="" type="checkbox"/> |
| Iowa | <input type="checkbox"/> | <input checked="" type="checkbox"/> |
| Kansas | <input type="checkbox"/> | <input checked="" type="checkbox"/> |
| Kentucky | <input type="checkbox"/> | <input checked="" type="checkbox"/> |
| Louisiana | <input type="checkbox"/> | <input type="checkbox"/> |
| Maine | <input type="checkbox"/> | <input checked="" type="checkbox"/> |
| Maryland | <input type="checkbox"/> | <input type="checkbox"/> |
| Massachusetts | <input checked="" type="checkbox"/> | <input checked="" type="checkbox"/> |
| Michigan | <input type="checkbox"/> | <input checked="" type="checkbox"/> |
| Minnesota | <input type="checkbox"/> | <input checked="" type="checkbox"/> |
| Mississippi | <input type="checkbox"/> | <input checked="" type="checkbox"/> |
| Missouri | <input type="checkbox"/> | <input checked="" type="checkbox"/> |
| Montana | <input type="checkbox"/> | <input type="checkbox"/> |
| Nebraska | <input type="checkbox"/> | <input checked="" type="checkbox"/> |
| Nevada | <input type="checkbox"/> | <input type="checkbox"/> |
| New Hampshire | <input type="checkbox"/> | <input type="checkbox"/> |
| New Jersey | <input type="checkbox"/> | <input checked="" type="checkbox"/> |
| New Mexico | <input type="checkbox"/> | <input type="checkbox"/> |
| New York | <input checked="" type="checkbox"/> | <input type="checkbox"/> |
| North Carolina | <input type="checkbox"/> | <input checked="" type="checkbox"/> |
| North Dakota | <input type="checkbox"/> | <input checked="" type="checkbox"/> |
| Ohio | <input type="checkbox"/> | <input checked="" type="checkbox"/> |
| Oklahoma | <input type="checkbox"/> | <input checked="" type="checkbox"/> |
| Oregon | <input checked="" type="checkbox"/> | <input type="checkbox"/> |
| Pennsylvania | <input type="checkbox"/> | <input checked="" type="checkbox"/> |
| Rhode Island | <input checked="" type="checkbox"/> | <input checked="" type="checkbox"/> |
| South Carolina | <input type="checkbox"/> | <input checked="" type="checkbox"/> |
| South Dakota | <input type="checkbox"/> | <input checked="" type="checkbox"/> |
| Tennessee | <input checked="" type="checkbox"/> | <input checked="" type="checkbox"/> |
| Texas | <input type="checkbox"/> | <input checked="" type="checkbox"/> |
| Utah | <input checked="" type="checkbox"/> | <input checked="" type="checkbox"/> |
| Vermont | <input type="checkbox"/> | <input checked="" type="checkbox"/> |
| Virginia | <input type="checkbox"/> | <input type="checkbox"/> |
| Washington | <input type="checkbox"/> | <input checked="" type="checkbox"/> |
| West Virginia | <input type="checkbox"/> | <input type="checkbox"/> |
| Wisconsin | <input type="checkbox"/> | <input checked="" type="checkbox"/> |
| Wyoming | <input type="checkbox"/> | <input type="checkbox"/> |

13

34

For more information about HAWAII and other states' teacher prep program accountability policies, including full narrative analyses, recommendations and state responses, see <http://nctq.org/StatePolicyDashboard>

Teacher Prep Program Accountability

HAWAII Ratings

Program Accountability

The approval process for teacher preparation programs holds programs accountable for the quality of the teachers they produce.








Fully meets
 Nearly meets
 Partially meets
 Meets only a small part
 Does not meet

Progress increased since 2013
 Lost ground since 2013



HAWAII Snapshot Teacher Prep Program Accountability

| | |
|--|--|
|  No | Data are collected that connect student achievement gains to teacher preparation programs. |
|  No | Other objective data related to the performance of teacher preparation programs are collected. |
|  No | Minimum standards for program performance have been established. |
|  No | Report cards showing program performance are available to the public. |
|  No | The state maintains full authority over program approval. |

HAWAII Teacher Prep Program Accountability Characteristics

| | |
|--|--|
| Use of Student Achievement Data | None |
| Other Data Collected | None |
| Performance Standards for Data Collected | None |
| Program Report Cards | Plans made in 2013 to publish reports to monitor and evaluate preparation programs have not materialized |
| Role of National Accreditation | National accreditation is required for program approval |

RECOMMENDATIONS TO IMPROVE TEACHER PREP PROGRAM ACCOUNTABILITY POLICIES IN HAWAII

- **Collect data that connect student achievement gains to teacher preparation programs.**

Hawaii should consider the academic achievement gains of students taught by programs' graduates, averaged over the first three years of teaching and disaggregated by specific preparation programs. Hawaii should report all collected data at the program level for accountability purposes.

- **Gather other meaningful data that reflect program performance.**

Hawaii's accountability system should include other objective measures in addition to student growth that show how well programs are preparing teachers for the classroom.

SUMMARY OF TEACHER PREP PROGRAM ACCOUNTABILITY FIGURES

- **Figure 17** Use of student achievement data
- **Figure 18** Accountability requirements

Other teacher prep program accountability figures available in the *Yearbook National Summary* at <http://www.nctq.org/2015NationalYearbook>

- National accreditation (p. 49)

RECOMMENDATIONS CONTINUED

- **Establish the minimum standard of performance for each category of data.**
Hawaii should establish precise minimum standards for teacher preparation program performance for each category of data, which programs should be held accountable for meeting.
- **Publish an annual report card on the state's website.**
Hawaii should produce an annual report card on individual teacher preparation programs, which should be published on the state's website at the program level and presented in a manner that clearly conveys whether programs have met performance standards.

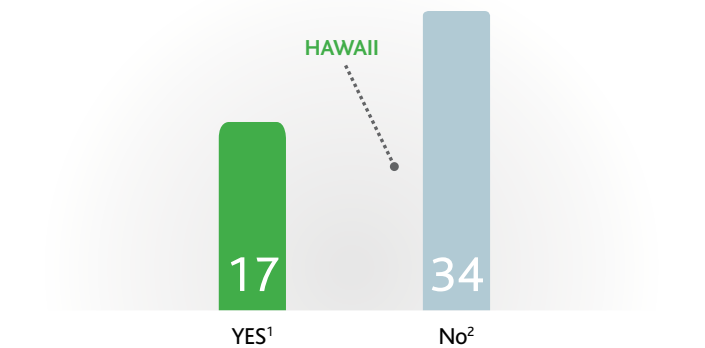
Examples of Best Practice

Delaware and **Florida** have made great strides in teacher preparation program accountability policies in the past few years and now stand out as leaders in this area. In Delaware and Florida, preparation programs report and are held accountable to a number of measures, including the effectiveness of program graduates as measured by student achievement, as well as placement and retention rates of program graduates.

Delaware has developed minimum standards of performance for each data category and has released the first of its program report cards, which make preparation program data accessible and transparent. In Florida, the state applies specific cut-scores in various data categories to decide on continued program approval. In addition, after two years of initial employment, any program completer in Florida who receives an unsatisfactory evaluation rating must be provided additional training by the preparation program at no additional cost to the teacher.

Figure 17

Do states connect student achievement data to teacher preparation programs?



1. **Strong Practice:** Colorado, Delaware, Florida, Georgia, Illinois, Indiana, Louisiana, Massachusetts, Michigan, Missouri, New Mexico, North Carolina, Ohio, Rhode Island, South Carolina, Tennessee, Texas

2. Alabama, Alaska, Arizona, Arkansas, California, Connecticut, District of Columbia, Hawaii, Idaho, Iowa, Kansas, Kentucky, Maine, Maryland, Minnesota, Mississippi, Montana, Nebraska, Nevada, New Hampshire, New Jersey, New York, North Dakota, Oklahoma, Oregon, Pennsylvania, South Dakota, Utah, Vermont, Virginia, Washington, West Virginia, Wisconsin, Wyoming

For more information about HAWAII's teacher prep program accountability policies, including detailed recommendations, full narrative analysis and state response, see <http://nctq.org/StatePolicyDashboard>

Figure 18

Do states hold teacher preparation programs accountable?

| | OBJECTIVE PROGRAM-SPECIFIC DATA COLLECTED | MINIMUM STANDARDS FOR PERFORMANCE SET | DATA PUBLICLY AVAILABLE ON WEBSITE |
|----------------------|--|--|--|
| Alabama | <input checked="" type="checkbox"/> | <input checked="" type="checkbox"/> ¹ | <input type="checkbox"/> |
| Alaska | <input type="checkbox"/> | <input type="checkbox"/> | <input type="checkbox"/> |
| Arizona | <input checked="" type="checkbox"/> | <input type="checkbox"/> | <input checked="" type="checkbox"/> |
| Arkansas | <input type="checkbox"/> | <input type="checkbox"/> | <input checked="" type="checkbox"/> |
| California | <input type="checkbox"/> | <input type="checkbox"/> | <input type="checkbox"/> |
| Colorado | <input checked="" type="checkbox"/> | <input type="checkbox"/> | <input checked="" type="checkbox"/> |
| Connecticut | <input type="checkbox"/> | <input type="checkbox"/> | <input type="checkbox"/> |
| Delaware | <input checked="" type="checkbox"/> | <input checked="" type="checkbox"/> | <input checked="" type="checkbox"/> |
| District of Columbia | <input type="checkbox"/> | <input type="checkbox"/> | <input checked="" type="checkbox"/> |
| Florida | <input checked="" type="checkbox"/> | <input checked="" type="checkbox"/> | <input checked="" type="checkbox"/> |
| Georgia | <input checked="" type="checkbox"/> | <input checked="" type="checkbox"/> | <input checked="" type="checkbox"/> ² |
| HAWAII | <input type="checkbox"/> | <input type="checkbox"/> | <input type="checkbox"/> |
| Idaho | <input type="checkbox"/> | <input type="checkbox"/> | <input type="checkbox"/> |
| Illinois | <input checked="" type="checkbox"/> | <input type="checkbox"/> | <input type="checkbox"/> |
| Indiana | <input checked="" type="checkbox"/> | <input checked="" type="checkbox"/> | <input checked="" type="checkbox"/> |
| Iowa | <input checked="" type="checkbox"/> | <input type="checkbox"/> | <input checked="" type="checkbox"/> ³ |
| Kansas | <input checked="" type="checkbox"/> | <input type="checkbox"/> | <input type="checkbox"/> |
| Kentucky | <input checked="" type="checkbox"/> | <input type="checkbox"/> | <input checked="" type="checkbox"/> ⁴ |
| Louisiana | <input checked="" type="checkbox"/> | <input checked="" type="checkbox"/> | <input checked="" type="checkbox"/> |
| Maine | <input checked="" type="checkbox"/> | <input type="checkbox"/> | <input type="checkbox"/> |
| Maryland | <input checked="" type="checkbox"/> ⁵ | <input type="checkbox"/> | <input type="checkbox"/> |
| Massachusetts | <input checked="" type="checkbox"/> | <input type="checkbox"/> | <input checked="" type="checkbox"/> |
| Michigan | <input checked="" type="checkbox"/> | <input checked="" type="checkbox"/> ¹ | <input checked="" type="checkbox"/> ¹ |
| Minnesota | <input checked="" type="checkbox"/> | <input type="checkbox"/> | <input checked="" type="checkbox"/> |
| Mississippi | <input checked="" type="checkbox"/> ¹ | <input type="checkbox"/> | <input type="checkbox"/> |
| Missouri | <input checked="" type="checkbox"/> | <input checked="" type="checkbox"/> | <input checked="" type="checkbox"/> |
| Montana | <input checked="" type="checkbox"/> | <input type="checkbox"/> | <input type="checkbox"/> |
| Nebraska | <input type="checkbox"/> | <input type="checkbox"/> | <input type="checkbox"/> |
| Nevada | <input checked="" type="checkbox"/> ¹ | <input checked="" type="checkbox"/> ¹ | <input type="checkbox"/> |
| New Hampshire | <input checked="" type="checkbox"/> | <input type="checkbox"/> | <input type="checkbox"/> |
| New Jersey | <input checked="" type="checkbox"/> ¹ | <input type="checkbox"/> | <input checked="" type="checkbox"/> ¹ |
| New Mexico | <input checked="" type="checkbox"/> | <input type="checkbox"/> | <input checked="" type="checkbox"/> |
| New York | <input type="checkbox"/> | <input type="checkbox"/> | <input type="checkbox"/> |
| North Carolina | <input checked="" type="checkbox"/> ⁶ | <input type="checkbox"/> | <input checked="" type="checkbox"/> ⁶ |
| North Dakota | <input type="checkbox"/> | <input type="checkbox"/> | <input type="checkbox"/> |
| Ohio | <input checked="" type="checkbox"/> ¹ | <input type="checkbox"/> | <input checked="" type="checkbox"/> ¹ |
| Oklahoma | <input type="checkbox"/> | <input type="checkbox"/> | <input checked="" type="checkbox"/> |
| Oregon | <input checked="" type="checkbox"/> | <input type="checkbox"/> | <input type="checkbox"/> |
| Pennsylvania | <input checked="" type="checkbox"/> ¹ | <input type="checkbox"/> | <input type="checkbox"/> |
| Rhode Island | <input checked="" type="checkbox"/> | <input type="checkbox"/> | <input checked="" type="checkbox"/> |
| South Carolina | <input checked="" type="checkbox"/> | <input checked="" type="checkbox"/> | <input checked="" type="checkbox"/> ³ |
| South Dakota | <input type="checkbox"/> | <input type="checkbox"/> | <input type="checkbox"/> |
| Tennessee | <input checked="" type="checkbox"/> | <input type="checkbox"/> | <input checked="" type="checkbox"/> |
| Texas | <input checked="" type="checkbox"/> | <input type="checkbox"/> | <input checked="" type="checkbox"/> |
| Utah | <input type="checkbox"/> | <input type="checkbox"/> | <input type="checkbox"/> |
| Vermont | <input checked="" type="checkbox"/> | <input type="checkbox"/> | <input type="checkbox"/> |
| Virginia | <input checked="" type="checkbox"/> ¹ | <input type="checkbox"/> | <input type="checkbox"/> |
| Washington | <input checked="" type="checkbox"/> | <input type="checkbox"/> | <input checked="" type="checkbox"/> |
| West Virginia | <input checked="" type="checkbox"/> ¹ | <input type="checkbox"/> | <input type="checkbox"/> |
| Wisconsin | <input checked="" type="checkbox"/> | <input type="checkbox"/> | <input type="checkbox"/> |
| Wyoming | <input type="checkbox"/> | <input type="checkbox"/> | <input type="checkbox"/> |
| | 37 | 10 | 25 |

1. For traditional preparation programs only.

2. Report cards only include limited data.

3. Report cards are at the institution rather than the program level.

4. Non-university based alternate route programs are not included.

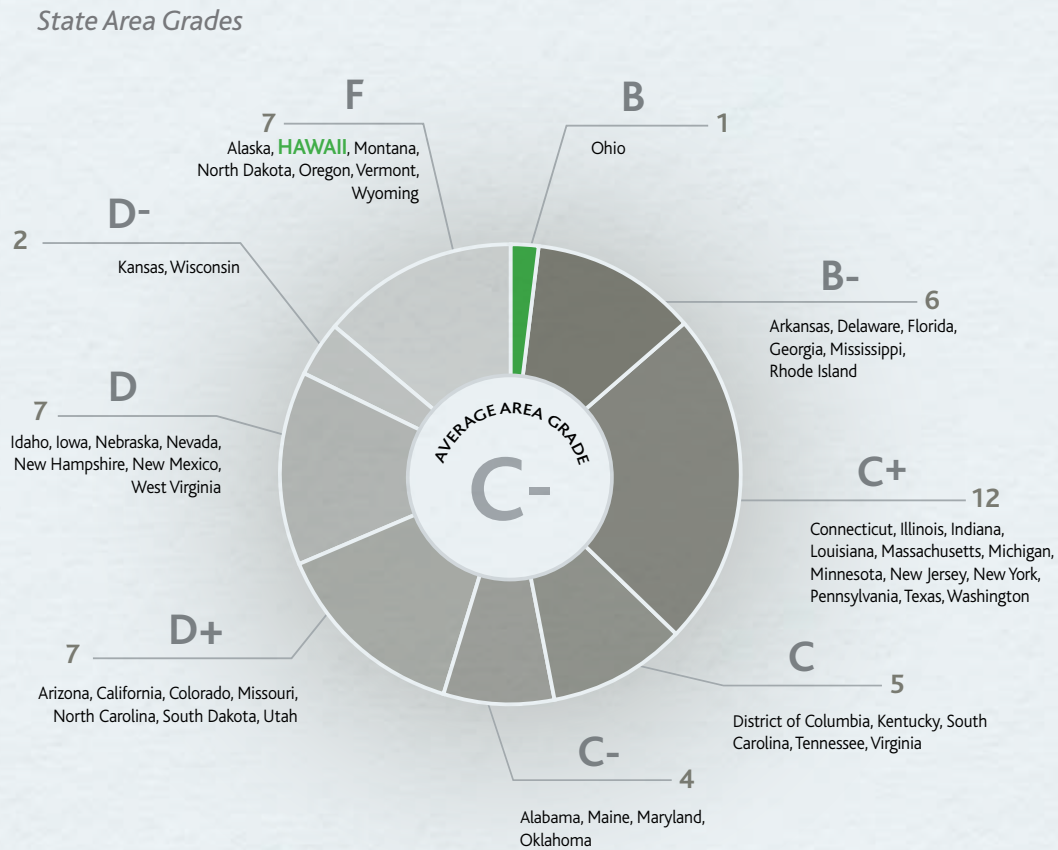
5. For alternate route programs only.

6. University-based programs only; state does not distinguish between alternate route programs and traditional programs in public reporting.

Area 2 Summary



How States are Faring in Expanding the Pool of Teachers



Topics Included In This Area

- Alternate Routes to Certification
- Part-Time Teaching Licenses
- Licensure Reciprocity

For more information about HAWAII and other states' alternate routes to certification policies, including full narrative analyses, recommendations and state responses, see <http://nctq.org/StatePolicyDashboard>

Alternate Routes to Certification

HAWAII Ratings

Eligibility

Alternate route programs only admit candidates with strong academic records while also providing flexibility for nontraditional candidates.



Preparation

Alternate route programs provide efficient preparation that is relevant to the immediate needs of new teachers, as well as adequate mentoring and support.



Usage and Providers

Alternate routes are free from limitations on usage, and a diversity of providers is allowed.



Fully meets
 Nearly meets
 Partially meets
 Meets only a small part
 Does not meet

Progress increased since 2013

Lost ground since 2013



HAWAII Snapshot Alternate Routes to Certification

| | | |
|--|----------|--|
| | No | A rigorous academic standard is required for program entry. |
| | No | A subject-matter test is required for admission. |
| | No | Subject-matter test can be used in lieu of a major to demonstrate content knowledge. |
| | No | A practice teaching opportunity is required prior to becoming teacher of record. |
| | No | Intensive mentoring is required to support new teachers. |
| | No | Coursework requirements are streamlined. |
| | No | Coursework requirements are limited to relevant topics. |
| | Somewhat | Alternate routes are offered without limitation by grades, subjects or geographic areas. |
| | Somewhat | Providers other than institutions of higher education are permitted. |

HAWAII Alternate Routes to Certification Characteristics

| | |
|--|---|
| Name of Route(s) | No state guidelines for alternate routes; state does offer Teach For America, Kaho'iwai and iTeach Hawaii |
| Academic Requirements for Entry | None |
| Subject-Matter Requirements for Entry | None |
| Coursework Requirements | None |
| Practice Teaching/Mentoring Requirements | None |
| Usage | No state guidelines, and usage is limited in practice |
| Eligible Providers | No state guidelines, and providers are limited in practice |

RECOMMENDATIONS TO IMPROVE ALTERNATE ROUTES TO CERTIFICATION POLICIES IN HAWAII

■ Establish admission guidelines for alternate route programs.

Hawaii should develop guidelines that ensure that alternate route candidates are screened for academic ability and have subject-matter knowledge prior to admission and that programs are flexible regarding the needs of nontraditional candidates.

■ Articulate guidelines for alternate route program preparation.

Hawaii should ensure programs do not overburden new teachers by establishing clear guidelines regarding the nature and amount of coursework required of candidates, and through a two-year maximum for programs. The state should also establish guidelines for practice teaching and/or induction to ensure that new teachers are supported in the first year of teaching.

SUMMARY OF ALTERNATE ROUTES TO CERTIFICATION FIGURES

- **Figure 19** Quality of alternate routes
- **Figure 20** Alternate route requirements

Other alternate routes to certification figures available in the *Yearbook National Summary* at <http://www.nctq.org/2015NationalYearbook>

- Admission requirements (p. 54)
- Minimum GPA for admission (p. 55)
- Flexibility in demonstrating content knowledge (p. 56)
- Preparation requirements (p. 59)
- Diversity of usage and providers (p. 62)
- Providers of alternate route programs (p. 62)

For more information about HAWAII's alternate routes to certification policies, including detailed recommendations, full narrative analysis and state response, see <http://nctq.org/StatePolicyDashboard>

RECOMMENDATIONS CONTINUED

■ Broaden usage for all alternate routes.

Hawaii should explicitly ensure there are no grade and subject-level restrictions on any of its alternate route programs, as a way to expand the teacher pipeline throughout the state.

■ Further expand diversity of alternate route providers.

Hawaii should continue to consider policies that encourage additional providers beyond Teach For America and iTeach Hawaii to operate programs, including other nonprofit organizations.

Examples of Best Practice

No state can be singled out for its overall alternate route policies. There are, however, states that offer best practices in individual alternate route policy areas.

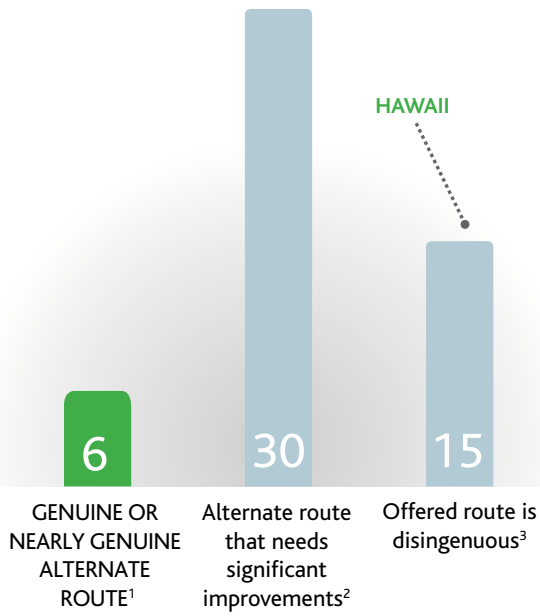
With regard to admissions into alternate routes, the **District of Columbia** and **Michigan** have established a high bar. Both require candidates to demonstrate strong academic performance as a condition of admission with a minimum 3.0 GPA. In addition, neither requires a content-specific major; subject-area knowledge is demonstrated by passing a test, making their alternate routes flexible to the needs of nontraditional candidates. Also worthy of note is new policy in **New York** that significantly raises the bar by requiring that all graduate-level teacher preparation programs adopt entrance standards that include a minimum score on the GRE or an equivalent admission exam and a cumulative minimum GPA of 3.0 in the candidate's undergraduate program.

Delaware has policies that help to ensure that alternate routes provide efficient preparation that meets the needs of new teachers. The state requires a manageable number of credit hours, relevant coursework, intensive mentoring and a practice teaching opportunity.

Most states offer alternate routes that are widely available across grades, subjects and geographic areas and permit alternate route providers beyond higher education institutions. NCTQ commends all states that permit both broad usage and a diversity of providers for their alternate routes.

Figure 19

Do states provide real alternative pathways to certification?



1. **Strong Practice:** Arkansas, Connecticut, Delaware, Florida, New Jersey, Rhode Island

2. Alabama, Arizona, California, Colorado, District of Columbia, Georgia, Illinois, Indiana, Kentucky, Louisiana, Maine, Maryland, Massachusetts, Michigan, Minnesota, Mississippi, Missouri, Nevada, New Mexico, New York, Ohio, Oklahoma, Pennsylvania, South Carolina, South Dakota, Tennessee, Texas, Virginia, Washington, West Virginia

3. Alaska⁴, Hawaii, Idaho, Iowa, Kansas, Montana, Nebraska, New Hampshire, North Carolina, North Dakota, Oregon, Utah, Vermont, Wisconsin, Wyoming

4. Alaska no longer offers an alternate route to certification.

Figure 20

What are the characteristics of states' alternate routes?

| | PREREQUISITE OF STRONG ACADEMIC PERFORMANCE | VERIFICATION OF SUBJECT-MATTER KNOWLEDGE | AVAILABILITY OF TEST OUT OPTIONS | STREAMLINED COURSEWORK | RELEVANT COURSEWORK | PRACTICE TEACHING | INTENSIVE MENTORING | BROAD USAGE | DIVERSITY OF PROVIDERS |
|----------------------|---|--|----------------------------------|------------------------|---------------------|-------------------|---------------------|-------------|------------------------|
| Alabama | ■ | □ | ★ | ■ | ■ | □ | □ | ■ | □ |
| Alaska | □ | □ | □ | □ | □ | □ | □ | □ | □ |
| Arizona | □ | □ | ★ | □ | □ | ★ | □ | ★ | ★ |
| Arkansas | □ | ★ | ★ | ★ | ★ | ■ | ★ | ■ | ★ |
| California | □ | ■ | ■ | □ | □ | □ | ★ | ★ | ★ |
| Colorado | □ | ■ | ★ | ★ | □ | □ | □ | ★ | ★ |
| Connecticut | ★ | ■ | ■ | ★ | ★ | ★ | □ | ★ | ★ |
| Delaware | ■ | ■ | □ | ★ | ★ | ★ | ★ | ■ | ★ |
| District of Columbia | ★ | ★ | ★ | □ | □ | ★ | ★ | ★ | ★ |
| Florida | □ | ★ | ★ | ■ | ■ | ■ | □ | ★ | ★ |
| Georgia | □ | □ | ★ | ★ | ★ | □ | ★ | ★ | ★ |
| HAWAII | □ | □ | □ | □ | □ | □ | □ | ■ | ■ |
| Idaho | □ | ■ | □ | □ | □ | □ | □ | □ | ■ |
| Illinois | ★ | ★ | □ | □ | □ | □ | □ | ★ | ★ |
| Indiana | ■ | ■ | □ | ★ | □ | □ | □ | ★ | ★ |
| Iowa | □ | □ | □ | ★ | □ | □ | □ | □ | □ |
| Kansas | □ | ★ | □ | □ | □ | □ | □ | □ | □ |
| Kentucky | ■ | ■ | ■ | ■ | ■ | □ | ★ | ★ | ★ |
| Louisiana | □ | ★ | ★ | □ | ■ | ■ | ■ | ★ | ★ |
| Maine | □ | ★ | ★ | □ | □ | □ | □ | ■ | □ |
| Maryland | □ | □ | ■ | □ | ★ | ★ | ★ | ★ | ★ |
| Massachusetts | □ | ★ | ★ | □ | ★ | ★ | □ | ★ | ★ |
| Michigan | ★ | ★ | ★ | □ | □ | □ | □ | ■ | ★ |
| Minnesota | ★ | ★ | ★ | □ | □ | □ | ★ | ★ | ■ |
| Mississippi | □ | ★ | ★ | ★ | ★ | □ | □ | □ | □ |
| Missouri | □ | ■ | □ | ■ | ■ | □ | ★ | ■ | ■ |
| Montana | □ | □ | □ | □ | □ | □ | □ | ★ | □ |
| Nebraska | □ | □ | □ | ★ | □ | ★ | □ | □ | □ |
| Nevada | □ | □ | ★ | □ | □ | □ | □ | ★ | ★ |
| New Hampshire | □ | ★ | □ | □ | □ | □ | □ | ★ | ★ |
| New Jersey | ★ | ★ | □ | ★ | ★ | □ | ★ | ★ | ■ |
| New Mexico | □ | ★ | □ | ■ | ■ | ★ | □ | ★ | ■ |
| New York | ★ | ★ | □ | ■ | □ | □ | ■ | ★ | ★ |
| North Carolina | □ | ■ | ★ | □ | □ | □ | □ | ★ | ★ |
| North Dakota | □ | □ | □ | □ | □ | □ | □ | □ | □ |
| Ohio | □ | ★ | ★ | ★ | □ | ★ | □ | ★ | ★ |
| Oklahoma | □ | ★ | ★ | ★ | □ | □ | ■ | □ | ★ |
| Oregon | □ | ■ | □ | □ | □ | □ | □ | □ | □ |
| Pennsylvania | ■ | ★ | ■ | □ | □ | □ | □ | ★ | ★ |
| Rhode Island | ★ | ■ | ★ | ★ | □ | ★ | □ | ★ | ★ |
| South Carolina | □ | ★ | □ | ★ | ★ | ■ | ★ | ■ | ★ |
| South Dakota | □ | ★ | □ | ■ | ■ | ■ | □ | □ | □ |
| Tennessee | □ | □ | ★ | □ | □ | □ | □ | ★ | ★ |
| Texas | ★ | □ | ★ | □ | □ | □ | □ | ★ | ★ |
| Utah | □ | ■ | □ | □ | □ | □ | □ | ★ | □ |
| Vermont | □ | ■ | □ | □ | □ | ★ | □ | ★ | □ |
| Virginia | □ | ★ | ■ | ★ | ■ | ■ | ■ | ★ | ★ |
| Washington | □ | ★ | ★ | □ | □ | □ | ★ | ★ | ★ |
| West Virginia | □ | ★ | □ | □ | ★ | □ | □ | □ | ★ |
| Wisconsin | □ | ■ | □ | □ | □ | □ | □ | ■ | ★ |
| Wyoming | □ | □ | □ | □ | □ | □ | □ | □ | □ |

■ For some alternate routes ■ For most or most widely used alternate routes ★ For all alternate routes

For more information about HAWAII and other states' part-time teaching licenses policies, including full narrative analyses, recommendations and state responses, see <http://nctq.org/StatePolicyDashboard>

Part-Time Teaching Licenses

HAWAII Ratings

Part-Time Teaching Licenses

A license with minimal requirements is offered that allows content experts to teach part time.



Fully meets
 Nearly meets
 Partially meets
 Meets only a small part
 Does not meet

Progress increased since 2013

Lost ground since 2013



HAWAII Snapshot Part-Time Teaching Licenses

No

A part-time license with minimal requirements is available for those with subject-matter expertise.

HAWAII Part-Time Teaching Licenses Characteristics

| | |
|-----------------------------|----------------|
| Name of License | Not offered |
| Subject-Matter Requirements | Not applicable |
| Other Requirements | Not applicable |

RECOMMENDATIONS TO IMPROVE PART-TIME TEACHING LICENSES POLICIES IN HAWAII

- Offer a license that allows content experts to serve as part-time instructors.

Hawaii should permit individuals with deep subject-area knowledge to teach a limited number of courses without fulfilling a complete set of certification requirements. The state should verify content knowledge through a rigorous test and conduct background checks as appropriate, while waiving all other licensure requirements.

Examples of Best Practice

Georgia offers a license with minimal requirements that allows content experts to teach part time. Individuals seeking this license must pass a subject-matter test and are assigned a mentor.

SUMMARY OF PART-TIME TEACHING LICENSES FIGURES

- **Figure 21** Part-time licenses

For more information about HAWAII's part-time teaching licenses policies, including detailed recommendations, full narrative analysis and state response, see <http://nctq.org/StatePolicyDashboard>

Figure 21

Do states offer a license with minimal requirements that allows content experts to teach part time?

| | YES | Restricted or vague license offered | No |
|----------------------|-------------------------------------|-------------------------------------|-------------------------------------|
| Alabama | <input type="checkbox"/> | <input type="checkbox"/> | <input checked="" type="checkbox"/> |
| Alaska | <input type="checkbox"/> | <input checked="" type="checkbox"/> | <input type="checkbox"/> |
| Arizona | <input type="checkbox"/> | <input type="checkbox"/> | <input checked="" type="checkbox"/> |
| Arkansas | <input checked="" type="checkbox"/> | <input type="checkbox"/> | <input type="checkbox"/> |
| California | <input type="checkbox"/> | <input type="checkbox"/> | <input checked="" type="checkbox"/> |
| Colorado | <input type="checkbox"/> | <input checked="" type="checkbox"/> | <input type="checkbox"/> |
| Connecticut | <input type="checkbox"/> | <input type="checkbox"/> | <input checked="" type="checkbox"/> |
| Delaware | <input type="checkbox"/> | <input type="checkbox"/> | <input checked="" type="checkbox"/> |
| District of Columbia | <input type="checkbox"/> | <input type="checkbox"/> | <input checked="" type="checkbox"/> |
| Florida | <input checked="" type="checkbox"/> | <input type="checkbox"/> | <input type="checkbox"/> |
| Georgia | <input checked="" type="checkbox"/> | <input type="checkbox"/> | <input type="checkbox"/> |
| HAWAII | <input type="checkbox"/> | <input type="checkbox"/> | <input checked="" type="checkbox"/> |
| Idaho | <input type="checkbox"/> | <input type="checkbox"/> | <input checked="" type="checkbox"/> |
| Illinois | <input type="checkbox"/> | <input checked="" type="checkbox"/> | <input type="checkbox"/> |
| Indiana | <input type="checkbox"/> | <input type="checkbox"/> | <input checked="" type="checkbox"/> |
| Iowa | <input type="checkbox"/> | <input type="checkbox"/> | <input checked="" type="checkbox"/> |
| Kansas | <input type="checkbox"/> | <input checked="" type="checkbox"/> | <input type="checkbox"/> |
| Kentucky | <input checked="" type="checkbox"/> | <input type="checkbox"/> | <input type="checkbox"/> |
| Louisiana | <input type="checkbox"/> | <input checked="" type="checkbox"/> | <input type="checkbox"/> |
| Maine | <input type="checkbox"/> | <input type="checkbox"/> | <input checked="" type="checkbox"/> |
| Maryland | <input type="checkbox"/> | <input type="checkbox"/> | <input checked="" type="checkbox"/> |
| Massachusetts | <input type="checkbox"/> | <input type="checkbox"/> | <input checked="" type="checkbox"/> |
| Michigan | <input checked="" type="checkbox"/> | <input type="checkbox"/> | <input type="checkbox"/> |
| Minnesota | <input type="checkbox"/> | <input checked="" type="checkbox"/> | <input type="checkbox"/> |
| Mississippi | <input type="checkbox"/> | <input checked="" type="checkbox"/> | <input type="checkbox"/> |
| Missouri | <input type="checkbox"/> | <input checked="" type="checkbox"/> | <input type="checkbox"/> |
| Montana | <input type="checkbox"/> | <input checked="" type="checkbox"/> | <input type="checkbox"/> |
| Nebraska | <input type="checkbox"/> | <input checked="" type="checkbox"/> | <input type="checkbox"/> |
| Nevada | <input type="checkbox"/> | <input type="checkbox"/> | <input checked="" type="checkbox"/> |
| New Hampshire | <input type="checkbox"/> | <input type="checkbox"/> | <input checked="" type="checkbox"/> |
| New Jersey | <input type="checkbox"/> | <input type="checkbox"/> | <input checked="" type="checkbox"/> |
| New Mexico | <input type="checkbox"/> | <input type="checkbox"/> | <input checked="" type="checkbox"/> |
| New York | <input type="checkbox"/> | <input checked="" type="checkbox"/> | <input type="checkbox"/> |
| North Carolina | <input type="checkbox"/> | <input type="checkbox"/> | <input checked="" type="checkbox"/> |
| North Dakota | <input type="checkbox"/> | <input checked="" type="checkbox"/> | <input type="checkbox"/> |
| Ohio | <input checked="" type="checkbox"/> | <input type="checkbox"/> | <input type="checkbox"/> |
| Oklahoma | <input type="checkbox"/> | <input checked="" type="checkbox"/> | <input type="checkbox"/> |
| Oregon | <input type="checkbox"/> | <input type="checkbox"/> | <input checked="" type="checkbox"/> |
| Pennsylvania | <input type="checkbox"/> | <input checked="" type="checkbox"/> | <input type="checkbox"/> |
| Rhode Island | <input type="checkbox"/> | <input type="checkbox"/> | <input checked="" type="checkbox"/> |
| South Carolina | <input checked="" type="checkbox"/> | <input type="checkbox"/> | <input type="checkbox"/> |
| South Dakota | <input type="checkbox"/> | <input type="checkbox"/> | <input checked="" type="checkbox"/> |
| Tennessee | <input checked="" type="checkbox"/> | <input type="checkbox"/> | <input type="checkbox"/> |
| Texas | <input checked="" type="checkbox"/> | <input type="checkbox"/> | <input type="checkbox"/> |
| Utah | <input checked="" type="checkbox"/> | <input type="checkbox"/> | <input type="checkbox"/> |
| Vermont | <input type="checkbox"/> | <input type="checkbox"/> | <input checked="" type="checkbox"/> |
| Virginia | <input type="checkbox"/> | <input type="checkbox"/> | <input checked="" type="checkbox"/> |
| Washington | <input type="checkbox"/> | <input checked="" type="checkbox"/> | <input type="checkbox"/> |
| West Virginia | <input type="checkbox"/> | <input type="checkbox"/> | <input checked="" type="checkbox"/> |
| Wisconsin | <input type="checkbox"/> | <input checked="" type="checkbox"/> | <input type="checkbox"/> |
| Wyoming | <input type="checkbox"/> | <input type="checkbox"/> | <input checked="" type="checkbox"/> |
| | 10 | 16 | 25 |

For more information about HAWAII and other states' reciprocity policies, including full narrative analyses, recommendations and state responses, see <http://nctq.org/StatePolicyDashboard>

Licensure Reciprocity


HAWAII Ratings

Reciprocity

With appropriate safeguards, licenses are fully portable across states, especially for effective teachers.









Fully meets
 Nearly meets
 Partially meets
 Meets only a small part
 Does not meet

 Progress increased since 2013

 Lost ground since 2013

 Bar raised for this goal

HAWAII Snapshot Reciprocity

| | | |
|---|-----|---|
|  | No | Evidence of effective teaching is required in reciprocity policy. |
|  | Yes | Out-of-state teachers may apply for a comparable standard license. |
|  | No | Out-of-state teachers must meet licensing test requirements. |
|  | No | No other strings are attached for reciprocity, such as additional coursework or recency requirements. |
|  | Yes | Transcript analysis is not explicitly required. |
|  | Yes | Alternate route teachers receive equal treatment. |

HAWAII Reciprocity Characteristics

| | |
|--|--|
| License Available to Fully Certified Out-of-State Teachers | Standard |
| Effectiveness Requirements | Teachers must now verify at least three years of "satisfactory" full-time teaching experience out of the last five years, but no specific requirement for evidence of effectiveness. |
| Testing Requirements | Traditionally prepared teachers must only meet passing score requirements of their original state. Alternate route teachers are not required to meet testing requirements if they have a content major, at least 30 semester hours in the content field, an advanced degree or National Board certification. |
| Coursework and/or Recency Requirements | Must verify at least three years of "satisfactory" full-time teaching experience out of the last five years. |
| Additional Alternate Route Requirements | None |

RECOMMENDATIONS TO IMPROVE RECIPROCITY POLICIES IN HAWAII

■ Require evidence of effective teaching when determining eligibility for full certification.

To facilitate the movement of effective teachers between states, Hawaii should require that evidence of teacher effectiveness, as determined by an evaluation that includes objective measures of student growth, be considered for all out-of-state candidates. Although Hawaii now requires proof of "satisfactory" evaluations, the policy falls short of ensuring that evidence of effectiveness will be reflected in these evaluation scores.

■ To uphold standards, require that teachers coming from other states meet testing requirements.

Hawaii should insist that out-of-state teachers meet its own testing requirements, and it should not provide any waivers of its teacher tests unless an applicant can provide evidence of a passing score under its own standards.

SUMMARY OF RECIPROCITY FIGURES

■ **Figure 22** Requirements for licensing teachers from other states

Other reciprocity figures available in the *Yearbook National Summary* at <http://www.nctq.org/2015NationalYearbook>

- Licensure tests (p. 70)
- Evidence of effectiveness (p. 71)
- Traditional versus alternate route requirements (p. 72)

For more information about HAWAII's reciprocity policies, including detailed recommendations, full narrative analysis and state response, see <http://nctq.org/StatePolicyDashboard>

RECOMMENDATIONS CONTINUED

- Offer a standard license to certified out-of-state teachers, absent unnecessary requirements.

Hawaii should reconsider its recency requirement, as it is unlikely to positively affect a teacher's effectiveness, and such a requirement may deter effective teachers from applying for licensure in the state.

Examples of Best Practice

Although no state stands out for its overall reciprocity policies, two states are worthy of mention for their connection of reciprocal licensure to evidence of teacher effectiveness. When determining eligibility for full certification, both **Delaware** and **Idaho** consider teacher evaluations from previous employment that include objective measures of student growth. NCTQ also commends **Indiana, Massachusetts, Mississippi, North Carolina, Ohio, Pennsylvania, Rhode Island** and **Texas** for appropriately supporting licensure reciprocity by requiring that certified teachers from other states meet their own testing requirements, and by not specifying any additional coursework or recency requirements to determine eligibility for either traditional or alternate route teachers.

Figure 22

What do states require of teachers transferring from other states?


| | EVIDENCE OF EFFECTIVENESS | PASSAGE OF LICENSURE TEST | NO OTHER OBSTACLES TO RECIPROcity ¹ |
|----------------------|-------------------------------------|--|--|
| Alabama | <input type="checkbox"/> | <input type="checkbox"/> | <input checked="" type="checkbox"/> |
| Alaska | <input type="checkbox"/> | <input checked="" type="checkbox"/> ² | <input type="checkbox"/> |
| Arizona | <input type="checkbox"/> | <input type="checkbox"/> | <input checked="" type="checkbox"/> |
| Arkansas | <input type="checkbox"/> | <input type="checkbox"/> | <input type="checkbox"/> |
| California | <input type="checkbox"/> | <input type="checkbox"/> | <input type="checkbox"/> |
| Colorado | <input type="checkbox"/> | <input type="checkbox"/> | <input type="checkbox"/> |
| Connecticut | <input type="checkbox"/> | <input type="checkbox"/> | <input type="checkbox"/> |
| Delaware | <input checked="" type="checkbox"/> | <input type="checkbox"/> | <input checked="" type="checkbox"/> |
| District of Columbia | <input type="checkbox"/> | <input type="checkbox"/> | <input type="checkbox"/> |
| Florida | <input type="checkbox"/> | <input type="checkbox"/> | <input checked="" type="checkbox"/> |
| Georgia | <input type="checkbox"/> | <input type="checkbox"/> | <input type="checkbox"/> |
| HAWAII | <input type="checkbox"/> | <input type="checkbox"/> | <input checked="" type="checkbox"/> |
| Idaho | <input checked="" type="checkbox"/> | <input type="checkbox"/> | <input type="checkbox"/> |
| Illinois | <input type="checkbox"/> | <input checked="" type="checkbox"/> | <input type="checkbox"/> |
| Indiana | <input type="checkbox"/> | <input checked="" type="checkbox"/> | <input checked="" type="checkbox"/> |
| Iowa | <input type="checkbox"/> | <input checked="" type="checkbox"/> | <input type="checkbox"/> |
| Kansas | <input type="checkbox"/> | <input type="checkbox"/> | <input type="checkbox"/> |
| Kentucky | <input type="checkbox"/> | <input type="checkbox"/> | <input type="checkbox"/> |
| Louisiana | <input type="checkbox"/> | <input type="checkbox"/> | <input type="checkbox"/> |
| Maine | <input type="checkbox"/> | <input checked="" type="checkbox"/> | <input type="checkbox"/> |
| Maryland | <input type="checkbox"/> | <input type="checkbox"/> | <input checked="" type="checkbox"/> |
| Massachusetts | <input type="checkbox"/> | <input checked="" type="checkbox"/> | <input checked="" type="checkbox"/> |
| Michigan | <input type="checkbox"/> | <input type="checkbox"/> | <input type="checkbox"/> |
| Minnesota | <input type="checkbox"/> | <input checked="" type="checkbox"/> | <input checked="" type="checkbox"/> |
| Mississippi | <input type="checkbox"/> | <input checked="" type="checkbox"/> | <input checked="" type="checkbox"/> |
| Missouri | <input type="checkbox"/> | <input type="checkbox"/> | <input checked="" type="checkbox"/> |
| Montana | <input type="checkbox"/> | <input type="checkbox"/> | <input type="checkbox"/> |
| Nebraska | <input type="checkbox"/> | <input checked="" type="checkbox"/> | <input type="checkbox"/> |
| Nevada | <input type="checkbox"/> | <input type="checkbox"/> | <input type="checkbox"/> |
| New Hampshire | <input type="checkbox"/> | <input type="checkbox"/> | <input type="checkbox"/> |
| New Jersey | <input type="checkbox"/> | <input type="checkbox"/> | <input type="checkbox"/> |
| New Mexico | <input type="checkbox"/> | <input type="checkbox"/> | <input checked="" type="checkbox"/> |
| New York | <input type="checkbox"/> | <input checked="" type="checkbox"/> | <input type="checkbox"/> |
| North Carolina | <input type="checkbox"/> | <input checked="" type="checkbox"/> | <input checked="" type="checkbox"/> |
| North Dakota | <input type="checkbox"/> | <input type="checkbox"/> | <input type="checkbox"/> |
| Ohio | <input type="checkbox"/> | <input checked="" type="checkbox"/> | <input checked="" type="checkbox"/> |
| Oklahoma | <input type="checkbox"/> | <input type="checkbox"/> | <input checked="" type="checkbox"/> |
| Oregon | <input type="checkbox"/> | <input type="checkbox"/> | <input type="checkbox"/> |
| Pennsylvania | <input type="checkbox"/> | <input checked="" type="checkbox"/> | <input checked="" type="checkbox"/> |
| Rhode Island | <input type="checkbox"/> | <input checked="" type="checkbox"/> | <input checked="" type="checkbox"/> |
| South Carolina | <input type="checkbox"/> | <input type="checkbox"/> | <input type="checkbox"/> |
| South Dakota | <input type="checkbox"/> | <input checked="" type="checkbox"/> | <input type="checkbox"/> |
| Tennessee | <input type="checkbox"/> | <input checked="" type="checkbox"/> ³ | <input checked="" type="checkbox"/> |
| Texas | <input type="checkbox"/> | <input checked="" type="checkbox"/> | <input checked="" type="checkbox"/> |
| Utah | <input type="checkbox"/> | <input checked="" type="checkbox"/> | <input type="checkbox"/> |
| Vermont | <input type="checkbox"/> | <input type="checkbox"/> | <input type="checkbox"/> |
| Virginia | <input type="checkbox"/> | <input type="checkbox"/> | <input checked="" type="checkbox"/> |
| Washington | <input type="checkbox"/> | <input checked="" type="checkbox"/> | <input type="checkbox"/> |
| West Virginia | <input type="checkbox"/> | <input type="checkbox"/> | <input checked="" type="checkbox"/> |
| Wisconsin | <input type="checkbox"/> | <input checked="" type="checkbox"/> | <input type="checkbox"/> |
| Wyoming | <input type="checkbox"/> | <input type="checkbox"/> | <input type="checkbox"/> |
| | 2 | 20 | 21 |

1. Obstacles include transcript analysis, recency and/or coursework requirements, and additional requirements for teachers certified through alternate routes.

2. Alaska allows up to three years to meet testing requirements.

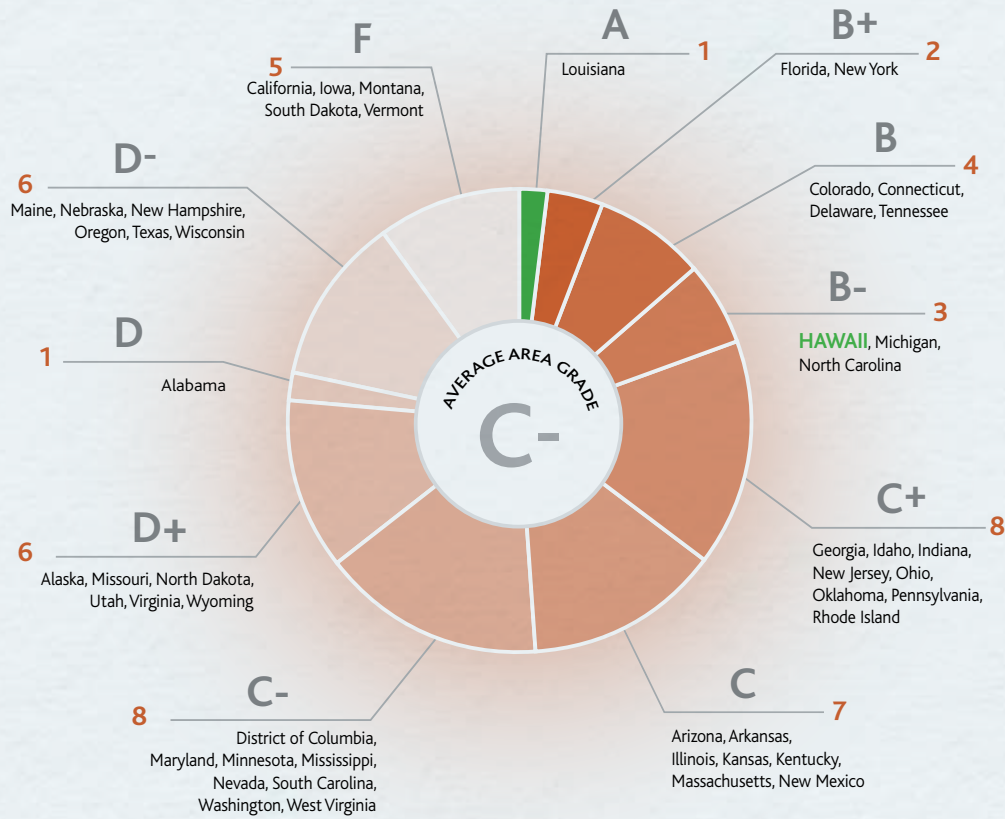
3. Allows up to three years to submit passing scores.

Area 3 Summary



How States are Faring in Identifying Effective Teachers

State Area Grades



Topics Included In This Area

- State Data Systems
- Teacher Evaluation
- Tenure
- Licensure Advancement
- Equitable Distribution of Teachers

For more information about HAWAII and other states' data systems policies, including full narrative analyses, recommendations and state responses, see <http://nctq.org/StatePolicyDashboard>

State Data Systems

HAWAII Ratings





State Data Systems

The state's data system contributes some of the evidence needed to assess teacher effectiveness.



- Best Practice
 Fully meets
 Nearly meets
 Partially meets
 Meets only a small part
 Does not meet
 Progress increased since 2013
 Lost ground since 2013
 Bar raised for this goal

HAWAII Snapshot State Data Systems

| | |
|---|---|
|  Yes | Use of data system for providing evidence of effectiveness is mandated. |
|  Yes | Teacher of record is adequately defined. |
|  Yes | A process is in place for teacher roster verification. |
|  Yes | Data on teacher production are publicly reported. |

HAWAII State Data System Characteristics

| | |
|---|--|
| Teacher Student Data Link | Capacity to connect student identifiers to teacher identifiers and match records over time |
| Teacher of Record Definition | An educator assigned primary responsibility for a student's learning in a subject/course section with aligned performance measures; explicitly linked to evaluation policy. |
| Other Characteristics | Roster verification; Ability to connect multiple teachers to a single student |
| Teacher Production Data/ Hiring Statistics | Publishes an Annual Employment Report, which includes data on the total number of new teacher hires for a particular year. Data also show the number of new teachers hired with degrees from in-state and out-of-state colleges and universities, as well as the placement of newly employed teachers by subject and district. |

RECOMMENDATIONS TO IMPROVE STATE DATA SYSTEM POLICIES IN HAWAII

As a result of Hawaii's strong state data systems policies, no recommendations are provided.

Examples of Best Practice

Hawaii and **West Virginia** are leaders in using their state data systems to support the identification and supply of effective teachers. Both states have all three elements needed to assess teacher effectiveness, and both states have also developed definitions of teacher of record that reflect instruction. Their data links can connect multiple teachers to a particular student, and there is a process for teacher roster verification. In addition, Hawaii and West Virginia publish teacher production data. **Maryland** remains worthy of mention for its "Teacher Staffing Report," which serves as a model for other states. The report's primary purpose is to determine teacher shortage areas, while also identifying areas of surplus.

SUMMARY OF STATE DATA SYSTEMS FIGURES

- **Figure 23** Using data system elements to assess teacher effectiveness

Other state data systems figures available in the *Yearbook National Summary* at <http://www.nctq.org/2015NationalYearbook>

- Teacher production data (p. 77)

For more information about HAWAII's state data system policies, including detailed recommendations, full narrative analysis and state response, see <http://nctq.org/StatePolicyDashboard>

Figure 23

Do states' data systems include elements needed to assess teacher effectiveness?

| | ADEQUATE TEACHER OF RECORD DEFINITION | CAN CONNECT MORE THAN ONE EDUCATOR TO A STUDENT | TEACHER ROSTER VERIFICATION |
|---------------------------|---------------------------------------|---|-------------------------------------|
| Alabama | <input checked="" type="checkbox"/> | <input checked="" type="checkbox"/> | <input type="checkbox"/> |
| Alaska | <input type="checkbox"/> | <input type="checkbox"/> | <input type="checkbox"/> |
| Arizona | <input checked="" type="checkbox"/> | <input checked="" type="checkbox"/> | <input checked="" type="checkbox"/> |
| Arkansas | <input checked="" type="checkbox"/> | <input checked="" type="checkbox"/> | <input checked="" type="checkbox"/> |
| California | <input type="checkbox"/> | <input type="checkbox"/> | <input type="checkbox"/> |
| Colorado | <input checked="" type="checkbox"/> | <input checked="" type="checkbox"/> | <input type="checkbox"/> |
| Connecticut | <input type="checkbox"/> | <input type="checkbox"/> | <input type="checkbox"/> |
| Delaware | <input type="checkbox"/> | <input checked="" type="checkbox"/> | <input checked="" type="checkbox"/> |
| District of Columbia | <input checked="" type="checkbox"/> | <input checked="" type="checkbox"/> | <input checked="" type="checkbox"/> |
| Florida | <input checked="" type="checkbox"/> | <input checked="" type="checkbox"/> | <input checked="" type="checkbox"/> |
| Georgia | <input checked="" type="checkbox"/> | <input checked="" type="checkbox"/> | <input checked="" type="checkbox"/> |
| HAWAII | <input checked="" type="checkbox"/> | <input checked="" type="checkbox"/> | <input checked="" type="checkbox"/> |
| Idaho | <input checked="" type="checkbox"/> | <input checked="" type="checkbox"/> | <input checked="" type="checkbox"/> |
| Illinois | <input type="checkbox"/> | <input type="checkbox"/> | <input type="checkbox"/> |
| Indiana | <input checked="" type="checkbox"/> | <input checked="" type="checkbox"/> | <input checked="" type="checkbox"/> |
| Iowa | <input type="checkbox"/> | <input type="checkbox"/> | <input type="checkbox"/> |
| Kansas | <input checked="" type="checkbox"/> | <input checked="" type="checkbox"/> | <input checked="" type="checkbox"/> |
| Kentucky | <input checked="" type="checkbox"/> | <input checked="" type="checkbox"/> | <input checked="" type="checkbox"/> |
| Louisiana | <input checked="" type="checkbox"/> | <input checked="" type="checkbox"/> | <input checked="" type="checkbox"/> |
| Maine ¹ | <input checked="" type="checkbox"/> | <input type="checkbox"/> | <input type="checkbox"/> |
| Maryland | <input checked="" type="checkbox"/> | <input type="checkbox"/> | <input type="checkbox"/> |
| Massachusetts | <input checked="" type="checkbox"/> | <input checked="" type="checkbox"/> | <input checked="" type="checkbox"/> |
| Michigan | <input checked="" type="checkbox"/> | <input checked="" type="checkbox"/> | <input type="checkbox"/> |
| Minnesota | <input type="checkbox"/> | <input checked="" type="checkbox"/> | <input type="checkbox"/> |
| Mississippi | <input type="checkbox"/> | <input checked="" type="checkbox"/> | <input checked="" type="checkbox"/> |
| Missouri | <input type="checkbox"/> | <input checked="" type="checkbox"/> | <input type="checkbox"/> |
| Montana ¹ | <input type="checkbox"/> | <input type="checkbox"/> | <input type="checkbox"/> |
| Nebraska | <input type="checkbox"/> | <input type="checkbox"/> | <input type="checkbox"/> |
| Nevada ¹ | <input type="checkbox"/> | <input type="checkbox"/> | <input type="checkbox"/> |
| New Hampshire | <input type="checkbox"/> | <input checked="" type="checkbox"/> | <input checked="" type="checkbox"/> |
| New Jersey | <input type="checkbox"/> | <input type="checkbox"/> | <input type="checkbox"/> |
| New Mexico | <input checked="" type="checkbox"/> | <input checked="" type="checkbox"/> | <input checked="" type="checkbox"/> |
| New York | <input checked="" type="checkbox"/> | <input checked="" type="checkbox"/> | <input checked="" type="checkbox"/> |
| North Carolina | <input checked="" type="checkbox"/> | <input checked="" type="checkbox"/> | <input checked="" type="checkbox"/> |
| North Dakota | <input checked="" type="checkbox"/> | <input type="checkbox"/> | <input checked="" type="checkbox"/> |
| Ohio | <input checked="" type="checkbox"/> | <input checked="" type="checkbox"/> | <input checked="" type="checkbox"/> |
| Oklahoma | <input type="checkbox"/> | <input checked="" type="checkbox"/> | <input checked="" type="checkbox"/> |
| Oregon | <input type="checkbox"/> | <input type="checkbox"/> | <input type="checkbox"/> |
| Pennsylvania | <input checked="" type="checkbox"/> | <input checked="" type="checkbox"/> | <input checked="" type="checkbox"/> |
| Rhode Island | <input checked="" type="checkbox"/> | <input checked="" type="checkbox"/> | <input checked="" type="checkbox"/> |
| South Carolina | <input checked="" type="checkbox"/> | <input type="checkbox"/> | <input checked="" type="checkbox"/> |
| South Dakota ¹ | <input type="checkbox"/> | <input type="checkbox"/> | <input type="checkbox"/> |
| Tennessee | <input type="checkbox"/> | <input checked="" type="checkbox"/> | <input checked="" type="checkbox"/> |
| Texas | <input checked="" type="checkbox"/> | <input checked="" type="checkbox"/> | <input type="checkbox"/> |
| Utah | <input type="checkbox"/> | <input checked="" type="checkbox"/> | <input type="checkbox"/> |
| Vermont | <input type="checkbox"/> | <input checked="" type="checkbox"/> | <input type="checkbox"/> |
| Virginia | <input type="checkbox"/> | <input checked="" type="checkbox"/> | <input type="checkbox"/> |
| Washington | <input type="checkbox"/> | <input type="checkbox"/> | <input type="checkbox"/> |
| West Virginia | <input checked="" type="checkbox"/> | <input checked="" type="checkbox"/> | <input checked="" type="checkbox"/> |
| Wisconsin | <input checked="" type="checkbox"/> | <input checked="" type="checkbox"/> | <input type="checkbox"/> |
| Wyoming | <input checked="" type="checkbox"/> | <input type="checkbox"/> | <input type="checkbox"/> |
| | 29 | 34 | 26 |

1. Lacks capacity to connect student identifiers to teacher identifiers and match records over time.

For more information about HAWAII and other states' teacher evaluation policies, including full narrative analyses, recommendations and state responses, see <http://nctq.org/StatePolicyDashboard>

Teacher Evaluation

HAWAII Ratings

Evaluation of Effectiveness

Instructional effectiveness is the preponderant criterion of any teacher evaluation.



Frequency of Evaluations

All teachers receive annual evaluations.









Fully meets
 Nearly meets
 Partially meets
 Meets only a small part
 Does not meet

Progress increased since 2013
 Lost ground since 2013



HAWAII Snapshot Teacher Evaluation

| | |
|--|---|
|  Yes | Objective student data is the preponderant or a significant criterion of teacher evaluations. |
|  No | All teachers are evaluated annually. |
|  Somewhat | Multiple observations are required for all teachers. |
|  Yes | More than two rating categories are used. |
|  Yes | New teachers receive feedback early in the school year. |
|  Yes | Surveys (student, parent, peer) are explicitly required or allowed. |

HAWAII Teacher Evaluation Characteristics

| | |
|---|---|
| Use of Student Achievement Data in Evaluation | Preponderant criterion. 50 percent must be based on multiple measures of student growth. |
| Types of Required Student Data | For classroom teachers of tested grades and subjects, the Hawaii growth model counts for 25 percent and student learning objectives (SLOs) comprise the other 25 percent. For nontested grades and subjects, the breakdown is 5 percent for the growth model and 45 percent for SLOs. |
| Other Required Measures | 50 percent is based on teacher practice, which includes classroom observations, core professionalism, and student surveys. |
| Number of Rating Categories | 4 |
| Frequency of Evaluations | Teachers with effective or higher ratings: Alternate between standard and streamlined evaluations each year. During the year of a streamlined evaluation, the previous year's final rating can be carried over. Probationary or teachers with less than effective rating: annual |
| Number of Observations | Teachers receiving an enhanced comprehensive evaluation (for any overall marginal rating teacher and all nontenured teachers) are required to be formally observed at least twice. Standard evaluations require just one formal observation, with streamlined evaluations not requiring any. The first observation with feedback for nontenured teachers must take place during the first semester. |
| System Structure | Single statewide system |
| Surveys (Parent, Student, Peer) | Student surveys required; no longer independently weighted, now part of core professionalism component. |
| Evaluator Requirements | Certification |

RECOMMENDATIONS TO IMPROVE TEACHER EVALUATION POLICIES IN HAWAII

- **Require annual formal evaluations for all teachers.**

All teachers in Hawaii should be evaluated annually, even those who consistently exceed performance standards.

For more information about HAWAII's teacher evaluation policies, including detailed recommendations, full narrative analysis and state response, see <http://nctq.org/StatePolicyDashboard>

RECOMMENDATIONS CONTINUED

■ Base evaluations on multiple observations.

To guarantee that annual evaluations are based on an adequate collection of information, Hawaii should require multiple observations for all teachers.

Examples of Best Practice

Tennessee requires that objective measures of student growth be the preponderant criterion of all evaluations. All teachers in the state must be evaluated annually, and multiple observations are required, with a postobservation conference scheduled after each to discuss performance. The state's observation schedule ensures that new teachers receive feedback early in the year. Tennessee also requires the use of five performance rating categories.

Idaho, New Jersey and **Washington** also require annual evaluations and multiple observations for all teachers, and they ensure that new teachers are observed and receive feedback during the first half of the school year.

SUMMARY OF TEACHER EVALUATION FIGURES

- **Figure 24** Use of student learning data
- **Figure 25** Frequency of evaluations

Other teacher evaluation figures available in the *Yearbook National Summary* at <http://www.nctq.org/2015NationalYearbook>

- Use of surveys (p. 81)
- Rating categories (p. 81)
- State role in evaluations (p. 82)
- Evaluator requirements (p. 83)
- Annual evaluations (p. 85)
- Classroom observation requirements (p. 87)
- Observation frequency (p. 87)
- Timing of observations for new teachers (p. 88)

Figure 24

Do states consider classroom effectiveness as part of teacher evaluations?

| | REQUIRES THAT STUDENT ACHIEVEMENT/GROWTH CRITERION | Requires that student achievement/growth is a significant criterion (explicitly defined) | Requires that student achievement/growth is a "significant" criterion without explicit guidelines | Requires some objective evidence of student learning | Student achievement data not required |
|----------------------|--|--|---|--|--|
| Alabama | <input type="checkbox"/> | <input type="checkbox"/> | <input type="checkbox"/> | <input type="checkbox"/> | <input checked="" type="checkbox"/> ¹ |
| Alaska | <input checked="" type="checkbox"/> | <input type="checkbox"/> | <input type="checkbox"/> | <input type="checkbox"/> | <input type="checkbox"/> |
| Arizona | <input type="checkbox"/> | <input checked="" type="checkbox"/> | <input type="checkbox"/> | <input type="checkbox"/> | <input type="checkbox"/> |
| Arkansas | <input type="checkbox"/> | <input type="checkbox"/> | <input checked="" type="checkbox"/> | <input type="checkbox"/> | <input type="checkbox"/> |
| California | <input type="checkbox"/> | <input type="checkbox"/> | <input type="checkbox"/> | <input type="checkbox"/> | <input checked="" type="checkbox"/> |
| Colorado | <input checked="" type="checkbox"/> | <input type="checkbox"/> | <input type="checkbox"/> | <input type="checkbox"/> | <input type="checkbox"/> |
| Connecticut | <input checked="" type="checkbox"/> | <input type="checkbox"/> | <input type="checkbox"/> | <input type="checkbox"/> | <input type="checkbox"/> |
| Delaware | <input checked="" type="checkbox"/> | <input type="checkbox"/> | <input type="checkbox"/> | <input type="checkbox"/> | <input type="checkbox"/> |
| District of Columbia | <input checked="" type="checkbox"/> | <input type="checkbox"/> | <input type="checkbox"/> | <input type="checkbox"/> | <input type="checkbox"/> |
| Florida | <input type="checkbox"/> | <input checked="" type="checkbox"/> | <input type="checkbox"/> | <input type="checkbox"/> | <input type="checkbox"/> |
| Georgia | <input checked="" type="checkbox"/> | <input type="checkbox"/> | <input type="checkbox"/> | <input type="checkbox"/> | <input type="checkbox"/> |
| HAWAII | <input checked="" type="checkbox"/> | <input type="checkbox"/> | <input type="checkbox"/> | <input type="checkbox"/> | <input type="checkbox"/> |
| Idaho | <input type="checkbox"/> | <input checked="" type="checkbox"/> | <input type="checkbox"/> | <input type="checkbox"/> | <input type="checkbox"/> |
| Illinois | <input type="checkbox"/> | <input checked="" type="checkbox"/> | <input type="checkbox"/> | <input type="checkbox"/> | <input type="checkbox"/> |
| Indiana | <input type="checkbox"/> | <input type="checkbox"/> | <input checked="" type="checkbox"/> | <input type="checkbox"/> | <input type="checkbox"/> |
| Iowa | <input type="checkbox"/> | <input type="checkbox"/> | <input type="checkbox"/> | <input type="checkbox"/> | <input checked="" type="checkbox"/> |
| Kansas | <input type="checkbox"/> | <input type="checkbox"/> | <input checked="" type="checkbox"/> | <input type="checkbox"/> | <input type="checkbox"/> |
| Kentucky | <input checked="" type="checkbox"/> | <input type="checkbox"/> | <input type="checkbox"/> | <input type="checkbox"/> | <input type="checkbox"/> |
| Louisiana | <input checked="" type="checkbox"/> | <input type="checkbox"/> | <input type="checkbox"/> | <input type="checkbox"/> | <input type="checkbox"/> |
| Maine | <input type="checkbox"/> | <input type="checkbox"/> | <input checked="" type="checkbox"/> | <input type="checkbox"/> | <input type="checkbox"/> |
| Maryland | <input type="checkbox"/> | <input type="checkbox"/> | <input checked="" type="checkbox"/> | <input type="checkbox"/> | <input type="checkbox"/> |
| Massachusetts | <input type="checkbox"/> | <input type="checkbox"/> | <input type="checkbox"/> | <input checked="" type="checkbox"/> | <input type="checkbox"/> |
| Michigan | <input type="checkbox"/> | <input checked="" type="checkbox"/> | <input type="checkbox"/> | <input type="checkbox"/> | <input type="checkbox"/> |
| Minnesota | <input type="checkbox"/> | <input checked="" type="checkbox"/> | <input type="checkbox"/> | <input type="checkbox"/> | <input type="checkbox"/> |
| Mississippi | <input checked="" type="checkbox"/> | <input type="checkbox"/> | <input type="checkbox"/> | <input type="checkbox"/> | <input type="checkbox"/> |
| Missouri | <input type="checkbox"/> | <input type="checkbox"/> | <input checked="" type="checkbox"/> | <input type="checkbox"/> | <input type="checkbox"/> |
| Montana | <input type="checkbox"/> | <input type="checkbox"/> | <input type="checkbox"/> | <input type="checkbox"/> | <input checked="" type="checkbox"/> |
| Nebraska | <input type="checkbox"/> | <input type="checkbox"/> | <input type="checkbox"/> | <input type="checkbox"/> | <input checked="" type="checkbox"/> |
| Nevada | <input type="checkbox"/> | <input checked="" type="checkbox"/> | <input type="checkbox"/> | <input type="checkbox"/> | <input type="checkbox"/> |
| New Hampshire | <input type="checkbox"/> | <input type="checkbox"/> | <input type="checkbox"/> | <input type="checkbox"/> | <input checked="" type="checkbox"/> ¹ |
| New Jersey | <input type="checkbox"/> | <input checked="" type="checkbox"/> ² | <input type="checkbox"/> | <input type="checkbox"/> | <input type="checkbox"/> |
| New Mexico | <input checked="" type="checkbox"/> | <input type="checkbox"/> | <input type="checkbox"/> | <input type="checkbox"/> | <input type="checkbox"/> |
| New York | <input checked="" type="checkbox"/> | <input type="checkbox"/> | <input type="checkbox"/> | <input type="checkbox"/> | <input type="checkbox"/> |
| North Carolina | <input checked="" type="checkbox"/> | <input type="checkbox"/> | <input type="checkbox"/> | <input type="checkbox"/> | <input type="checkbox"/> |
| North Dakota | <input type="checkbox"/> | <input type="checkbox"/> | <input type="checkbox"/> | <input checked="" type="checkbox"/> | <input type="checkbox"/> |
| Ohio | <input type="checkbox"/> | <input checked="" type="checkbox"/> | <input type="checkbox"/> | <input type="checkbox"/> | <input type="checkbox"/> |
| Oklahoma | <input checked="" type="checkbox"/> | <input type="checkbox"/> | <input type="checkbox"/> | <input type="checkbox"/> | <input type="checkbox"/> |
| Oregon | <input type="checkbox"/> | <input type="checkbox"/> | <input checked="" type="checkbox"/> | <input type="checkbox"/> | <input type="checkbox"/> |
| Pennsylvania | <input checked="" type="checkbox"/> | <input type="checkbox"/> | <input type="checkbox"/> | <input type="checkbox"/> | <input type="checkbox"/> |
| Rhode Island | <input type="checkbox"/> | <input checked="" type="checkbox"/> | <input type="checkbox"/> | <input type="checkbox"/> | <input type="checkbox"/> |
| South Carolina | <input type="checkbox"/> | <input type="checkbox"/> | <input type="checkbox"/> | <input checked="" type="checkbox"/> | <input type="checkbox"/> |
| South Dakota | <input type="checkbox"/> | <input type="checkbox"/> | <input checked="" type="checkbox"/> | <input type="checkbox"/> | <input type="checkbox"/> |
| Tennessee | <input checked="" type="checkbox"/> | <input type="checkbox"/> | <input type="checkbox"/> | <input type="checkbox"/> | <input type="checkbox"/> |
| Texas | <input type="checkbox"/> | <input type="checkbox"/> | <input type="checkbox"/> | <input type="checkbox"/> | <input checked="" type="checkbox"/> ¹ |
| Utah | <input type="checkbox"/> | <input type="checkbox"/> | <input type="checkbox"/> | <input checked="" type="checkbox"/> | <input type="checkbox"/> |
| Vermont | <input type="checkbox"/> | <input type="checkbox"/> | <input type="checkbox"/> | <input type="checkbox"/> | <input checked="" type="checkbox"/> |
| Virginia | <input type="checkbox"/> | <input checked="" type="checkbox"/> ³ | <input type="checkbox"/> | <input type="checkbox"/> | <input type="checkbox"/> |
| Washington | <input type="checkbox"/> | <input type="checkbox"/> | <input type="checkbox"/> | <input checked="" type="checkbox"/> | <input type="checkbox"/> |
| West Virginia | <input type="checkbox"/> | <input type="checkbox"/> | <input type="checkbox"/> | <input checked="" type="checkbox"/> | <input type="checkbox"/> |
| Wisconsin | <input type="checkbox"/> | <input type="checkbox"/> | <input type="checkbox"/> | <input checked="" type="checkbox"/> | <input type="checkbox"/> |
| Wyoming | <input type="checkbox"/> | <input type="checkbox"/> | <input type="checkbox"/> | <input checked="" type="checkbox"/> | <input type="checkbox"/> |
| | 16 | 11 | 8 | 8 | 8 |

1. The state has an ESEA waiver requiring an evaluation system that includes student achievement as a significant factor. However, no specific guidelines or policies have been articulated.

2. In 2014-15, student achievement was 10% of the total evaluation rating; for 2015-16, it is 20%. This appears connected to test transition rather than permanent lowering of student growth percentage.

3. Explicitly defined for 2014-15 school year.

Figure 25

Do states require districts to evaluate all teachers each year?

| | ANNUAL EVALUATION OF ALL VETERAN TEACHERS | ANNUAL EVALUATION OF ALL PROBATIONARY TEACHERS |
|----------------------|---|--|
| Alabama | <input checked="" type="checkbox"/> | <input checked="" type="checkbox"/> |
| Alaska | <input type="checkbox"/> | <input checked="" type="checkbox"/> |
| Arizona | <input checked="" type="checkbox"/> | <input checked="" type="checkbox"/> |
| Arkansas | <input checked="" type="checkbox"/> | <input checked="" type="checkbox"/> |
| California | <input type="checkbox"/> | <input checked="" type="checkbox"/> |
| Colorado | <input checked="" type="checkbox"/> | <input checked="" type="checkbox"/> |
| Connecticut | <input checked="" type="checkbox"/> | <input checked="" type="checkbox"/> |
| Delaware | <input checked="" type="checkbox"/> | <input checked="" type="checkbox"/> |
| District of Columbia | <input checked="" type="checkbox"/> | <input checked="" type="checkbox"/> |
| Florida | <input checked="" type="checkbox"/> | <input checked="" type="checkbox"/> |
| Georgia | <input checked="" type="checkbox"/> | <input checked="" type="checkbox"/> |
| HAWAII | <input type="checkbox"/> | <input checked="" type="checkbox"/> |
| Idaho | <input checked="" type="checkbox"/> | <input checked="" type="checkbox"/> |
| Illinois | <input type="checkbox"/> | <input checked="" type="checkbox"/> |
| Indiana | <input checked="" type="checkbox"/> | <input checked="" type="checkbox"/> |
| Iowa | <input type="checkbox"/> | <input type="checkbox"/> |
| Kansas | <input type="checkbox"/> | <input checked="" type="checkbox"/> |
| Kentucky | <input type="checkbox"/> | <input checked="" type="checkbox"/> |
| Louisiana | <input checked="" type="checkbox"/> | <input checked="" type="checkbox"/> |
| Maine | <input type="checkbox"/> | <input type="checkbox"/> |
| Maryland | <input checked="" type="checkbox"/> | <input checked="" type="checkbox"/> |
| Massachusetts | <input type="checkbox"/> | <input checked="" type="checkbox"/> |
| Michigan | <input type="checkbox"/> | <input checked="" type="checkbox"/> |
| Minnesota | <input type="checkbox"/> | <input checked="" type="checkbox"/> |
| Mississippi | <input checked="" type="checkbox"/> | <input checked="" type="checkbox"/> |
| Missouri | <input type="checkbox"/> | <input type="checkbox"/> |
| Montana | <input type="checkbox"/> | <input checked="" type="checkbox"/> |
| Nebraska | <input type="checkbox"/> | <input checked="" type="checkbox"/> |
| Nevada | <input checked="" type="checkbox"/> | <input checked="" type="checkbox"/> |
| New Hampshire | <input type="checkbox"/> | <input type="checkbox"/> |
| New Jersey | <input checked="" type="checkbox"/> | <input checked="" type="checkbox"/> |
| New Mexico | <input checked="" type="checkbox"/> | <input checked="" type="checkbox"/> |
| New York | <input checked="" type="checkbox"/> | <input checked="" type="checkbox"/> |
| North Carolina | <input checked="" type="checkbox"/> | <input checked="" type="checkbox"/> |
| North Dakota | <input checked="" type="checkbox"/> | <input checked="" type="checkbox"/> |
| Ohio | <input checked="" type="checkbox"/> | <input checked="" type="checkbox"/> |
| Oklahoma | <input type="checkbox"/> | <input checked="" type="checkbox"/> |
| Oregon | <input type="checkbox"/> | <input checked="" type="checkbox"/> |
| Pennsylvania | <input checked="" type="checkbox"/> | <input checked="" type="checkbox"/> |
| Rhode Island | <input type="checkbox"/> | <input checked="" type="checkbox"/> |
| South Carolina | <input type="checkbox"/> | <input checked="" type="checkbox"/> |
| South Dakota | <input type="checkbox"/> | <input checked="" type="checkbox"/> |
| Tennessee | <input checked="" type="checkbox"/> | <input checked="" type="checkbox"/> |
| Texas | <input type="checkbox"/> | <input checked="" type="checkbox"/> |
| Utah | <input checked="" type="checkbox"/> | <input checked="" type="checkbox"/> |
| Vermont | <input type="checkbox"/> | <input type="checkbox"/> |
| Virginia | <input type="checkbox"/> | <input checked="" type="checkbox"/> |
| Washington | <input checked="" type="checkbox"/> | <input checked="" type="checkbox"/> |
| West Virginia | <input checked="" type="checkbox"/> | <input checked="" type="checkbox"/> |
| Wisconsin | <input type="checkbox"/> | <input type="checkbox"/> |
| Wyoming | <input checked="" type="checkbox"/> | <input checked="" type="checkbox"/> |
| | 27 | 45 |

For more information about HAWAII and other states' tenure policies, including full narrative analyses, recommendations and state responses, see <http://nctq.org/StatePolicyDashboard>

Tenure

HAWAII Ratings

Tenure

Tenure decisions are based on evidence of teacher effectiveness.



Fully meets
 Nearly meets
 Partially meets
 Meets only a small part
 Does not meet

Progress increased since 2013
 Lost ground since 2013



HAWAII Snapshot Tenure

| | |
|-----|--|
| Yes | Evidence of effectiveness is the preponderant criterion in tenure decisions. |
| Yes | Tenure is not automatically awarded. |
| No | Probationary period is at least four years. |

HAWAII Tenure Characteristics

| | |
|--|---|
| Consideration of Teacher Effectiveness | Must receive at least 2 consecutive overall ratings of effective or better. |
| Length of Probationary Period | At least three, no more than five, years |

RECOMMENDATIONS TO IMPROVE TENURE POLICIES IN HAWAII

- Ensure that the probationary period is adequate.

Hawaii should consider extending the time before teachers can earn tenure and requiring that probationary teachers earn at least three consecutive effective ratings prior to the award of tenure.

Examples of Best Practice

Colorado, **Connecticut** and **New York** appropriately base tenure decisions on evidence of teacher effectiveness. In Connecticut, tenure is awarded after four years and must be earned on the basis of effective practice as demonstrated in evaluation ratings. Colorado requires ratings of either effective or highly effective for three consecutive years to earn tenure status, which can then be lost with two consecutive years of less-than-effective ratings. New York has extended its probationary period to four years and requires teachers to be rated effective or highly effective for three of those years. All three states require that student growth be the preponderant criterion of teacher evaluations.

SUMMARY OF TENURE FIGURES

- **Figure 26** Tenure and teacher effectiveness
- **Figure 27** Length of probationary period

For more information about HAWAII's tenure policies, including detailed recommendations, full narrative analysis and state response, see <http://nctq.org/StatePolicyDashboard>

Figure 26

How are tenure decisions made?

| | EVIDENCE OF STUDENT LEARNING IS THE PREPONDERANT CRITERION | Some evidence of teacher performance is considered | Virtually automatically | No policy / No tenure |
|----------------------|--|--|-------------------------------------|--|
| Alabama | <input type="checkbox"/> | <input type="checkbox"/> | <input checked="" type="checkbox"/> | <input type="checkbox"/> |
| Alaska | <input type="checkbox"/> | <input checked="" type="checkbox"/> | <input type="checkbox"/> | <input type="checkbox"/> |
| Arizona | <input type="checkbox"/> | <input checked="" type="checkbox"/> | <input type="checkbox"/> | <input type="checkbox"/> |
| Arkansas | <input type="checkbox"/> | <input type="checkbox"/> | <input checked="" type="checkbox"/> | <input type="checkbox"/> |
| California | <input type="checkbox"/> | <input type="checkbox"/> | <input checked="" type="checkbox"/> | <input type="checkbox"/> |
| Colorado | <input checked="" type="checkbox"/> | <input type="checkbox"/> | <input type="checkbox"/> | <input type="checkbox"/> |
| Connecticut | <input checked="" type="checkbox"/> | <input type="checkbox"/> | <input type="checkbox"/> | <input type="checkbox"/> |
| Delaware | <input checked="" type="checkbox"/> | <input type="checkbox"/> | <input type="checkbox"/> | <input type="checkbox"/> |
| District of Columbia | <input type="checkbox"/> | <input type="checkbox"/> | <input checked="" type="checkbox"/> | <input type="checkbox"/> |
| Florida | <input checked="" type="checkbox"/> ¹ | <input type="checkbox"/> | <input type="checkbox"/> | <input type="checkbox"/> |
| Georgia | <input type="checkbox"/> | <input type="checkbox"/> | <input checked="" type="checkbox"/> | <input type="checkbox"/> |
| HAWAII | <input checked="" type="checkbox"/> | <input type="checkbox"/> | <input type="checkbox"/> | <input type="checkbox"/> |
| Idaho | <input type="checkbox"/> | <input checked="" type="checkbox"/> | <input type="checkbox"/> | <input type="checkbox"/> |
| Illinois | <input type="checkbox"/> | <input checked="" type="checkbox"/> | <input type="checkbox"/> | <input type="checkbox"/> |
| Indiana | <input type="checkbox"/> | <input checked="" type="checkbox"/> | <input type="checkbox"/> | <input type="checkbox"/> |
| Iowa | <input type="checkbox"/> | <input type="checkbox"/> | <input checked="" type="checkbox"/> | <input type="checkbox"/> |
| Kansas | <input type="checkbox"/> | <input type="checkbox"/> | <input type="checkbox"/> | <input checked="" type="checkbox"/> ² |
| Kentucky | <input type="checkbox"/> | <input type="checkbox"/> | <input checked="" type="checkbox"/> | <input type="checkbox"/> |
| Louisiana | <input checked="" type="checkbox"/> | <input type="checkbox"/> | <input type="checkbox"/> | <input type="checkbox"/> |
| Maine | <input type="checkbox"/> | <input type="checkbox"/> | <input checked="" type="checkbox"/> | <input type="checkbox"/> |
| Maryland | <input type="checkbox"/> | <input type="checkbox"/> | <input checked="" type="checkbox"/> | <input type="checkbox"/> |
| Massachusetts | <input type="checkbox"/> | <input checked="" type="checkbox"/> | <input type="checkbox"/> | <input type="checkbox"/> |
| Michigan | <input type="checkbox"/> | <input checked="" type="checkbox"/> | <input type="checkbox"/> | <input type="checkbox"/> |
| Minnesota | <input type="checkbox"/> | <input type="checkbox"/> | <input checked="" type="checkbox"/> | <input type="checkbox"/> |
| Mississippi | <input type="checkbox"/> | <input type="checkbox"/> | <input checked="" type="checkbox"/> | <input type="checkbox"/> |
| Missouri | <input type="checkbox"/> | <input type="checkbox"/> | <input checked="" type="checkbox"/> | <input type="checkbox"/> |
| Montana | <input type="checkbox"/> | <input type="checkbox"/> | <input checked="" type="checkbox"/> | <input type="checkbox"/> |
| Nebraska | <input type="checkbox"/> | <input type="checkbox"/> | <input checked="" type="checkbox"/> | <input type="checkbox"/> |
| Nevada | <input type="checkbox"/> | <input checked="" type="checkbox"/> | <input type="checkbox"/> | <input type="checkbox"/> |
| New Hampshire | <input type="checkbox"/> | <input type="checkbox"/> | <input checked="" type="checkbox"/> | <input type="checkbox"/> |
| New Jersey | <input type="checkbox"/> | <input checked="" type="checkbox"/> | <input type="checkbox"/> | <input type="checkbox"/> |
| New Mexico | <input type="checkbox"/> | <input type="checkbox"/> | <input checked="" type="checkbox"/> | <input type="checkbox"/> |
| New York | <input checked="" type="checkbox"/> | <input type="checkbox"/> | <input type="checkbox"/> | <input type="checkbox"/> |
| North Carolina | <input type="checkbox"/> | <input checked="" type="checkbox"/> ³ | <input type="checkbox"/> | <input type="checkbox"/> |
| North Dakota | <input type="checkbox"/> | <input type="checkbox"/> | <input type="checkbox"/> | <input checked="" type="checkbox"/> ⁴ |
| Ohio | <input type="checkbox"/> | <input type="checkbox"/> | <input checked="" type="checkbox"/> | <input type="checkbox"/> |
| Oklahoma | <input checked="" type="checkbox"/> ⁵ | <input type="checkbox"/> | <input type="checkbox"/> | <input type="checkbox"/> |
| Oregon | <input type="checkbox"/> | <input type="checkbox"/> | <input checked="" type="checkbox"/> | <input type="checkbox"/> |
| Pennsylvania | <input type="checkbox"/> | <input type="checkbox"/> | <input checked="" type="checkbox"/> | <input type="checkbox"/> |
| Rhode Island | <input type="checkbox"/> | <input type="checkbox"/> | <input checked="" type="checkbox"/> | <input type="checkbox"/> |
| South Carolina | <input type="checkbox"/> | <input checked="" type="checkbox"/> | <input type="checkbox"/> | <input type="checkbox"/> |
| South Dakota | <input type="checkbox"/> | <input type="checkbox"/> | <input checked="" type="checkbox"/> | <input type="checkbox"/> |
| Tennessee | <input checked="" type="checkbox"/> | <input type="checkbox"/> | <input type="checkbox"/> | <input type="checkbox"/> |
| Texas | <input type="checkbox"/> | <input type="checkbox"/> | <input checked="" type="checkbox"/> | <input type="checkbox"/> |
| Utah | <input type="checkbox"/> | <input type="checkbox"/> | <input checked="" type="checkbox"/> | <input type="checkbox"/> |
| Vermont | <input type="checkbox"/> | <input type="checkbox"/> | <input checked="" type="checkbox"/> | <input type="checkbox"/> |
| Virginia | <input type="checkbox"/> | <input checked="" type="checkbox"/> | <input type="checkbox"/> | <input type="checkbox"/> |
| Washington | <input type="checkbox"/> | <input checked="" type="checkbox"/> | <input type="checkbox"/> | <input type="checkbox"/> |
| West Virginia | <input type="checkbox"/> | <input type="checkbox"/> | <input checked="" type="checkbox"/> | <input type="checkbox"/> |
| Wisconsin | <input type="checkbox"/> | <input type="checkbox"/> | <input checked="" type="checkbox"/> | <input type="checkbox"/> |
| Wyoming | <input type="checkbox"/> | <input checked="" type="checkbox"/> | <input type="checkbox"/> | <input type="checkbox"/> |
| | 9 | 14 | 26 | 2 |

1. Florida only awards annual contracts; decisions are connected to effectiveness.
2. Kansas only awards annual contracts; decisions are not connected to effectiveness.
3. North Carolina generally awards only one-year contracts, except that teachers can be awarded a two- or four-year contract if they have "shown effectiveness as demonstrated by proficiency on the evaluation instrument." However, no student growth measures required.
4. No state-level policy.
5. Oklahoma has created a loophole by essentially waiving student learning requirements and allowing the principal of a school to petition for career-teacher status.

Figure 27

How long before a teacher earns tenure?

| | No policy | 1 Year | 2 Years | 3 Years | 4 YEARS | 5 YEARS | No tenure |
|----------------------|-------------------------------------|-------------------------------------|-------------------------------------|--|-------------------------------------|--|--|
| Alabama | <input type="checkbox"/> | <input type="checkbox"/> | <input type="checkbox"/> | <input checked="" type="checkbox"/> | <input type="checkbox"/> | <input type="checkbox"/> | <input type="checkbox"/> |
| Alaska | <input type="checkbox"/> | <input type="checkbox"/> | <input type="checkbox"/> | <input checked="" type="checkbox"/> | <input type="checkbox"/> | <input type="checkbox"/> | <input type="checkbox"/> |
| Arizona | <input type="checkbox"/> | <input type="checkbox"/> | <input type="checkbox"/> | <input checked="" type="checkbox"/> | <input type="checkbox"/> | <input type="checkbox"/> | <input type="checkbox"/> |
| Arkansas | <input type="checkbox"/> | <input type="checkbox"/> | <input type="checkbox"/> | <input checked="" type="checkbox"/> | <input type="checkbox"/> | <input type="checkbox"/> | <input type="checkbox"/> |
| California | <input type="checkbox"/> | <input type="checkbox"/> | <input checked="" type="checkbox"/> | <input type="checkbox"/> | <input type="checkbox"/> | <input type="checkbox"/> | <input type="checkbox"/> |
| Colorado | <input type="checkbox"/> | <input type="checkbox"/> | <input type="checkbox"/> | <input checked="" type="checkbox"/> | <input type="checkbox"/> | <input type="checkbox"/> | <input type="checkbox"/> |
| Connecticut | <input type="checkbox"/> | <input type="checkbox"/> | <input type="checkbox"/> | <input type="checkbox"/> | <input checked="" type="checkbox"/> | <input type="checkbox"/> | <input type="checkbox"/> |
| Delaware | <input type="checkbox"/> | <input type="checkbox"/> | <input type="checkbox"/> | <input checked="" type="checkbox"/> | <input type="checkbox"/> | <input type="checkbox"/> | <input type="checkbox"/> |
| District of Columbia | <input checked="" type="checkbox"/> | <input type="checkbox"/> | <input type="checkbox"/> | <input type="checkbox"/> | <input type="checkbox"/> | <input type="checkbox"/> | <input type="checkbox"/> |
| Florida | <input type="checkbox"/> | <input type="checkbox"/> | <input type="checkbox"/> | <input type="checkbox"/> | <input type="checkbox"/> | <input type="checkbox"/> | <input checked="" type="checkbox"/> ¹ |
| Georgia | <input type="checkbox"/> | <input type="checkbox"/> | <input type="checkbox"/> | <input checked="" type="checkbox"/> | <input type="checkbox"/> | <input type="checkbox"/> | <input type="checkbox"/> |
| HAWAII | <input type="checkbox"/> | <input type="checkbox"/> | <input type="checkbox"/> | <input checked="" type="checkbox"/> | <input type="checkbox"/> | <input type="checkbox"/> | <input type="checkbox"/> |
| Idaho | <input type="checkbox"/> | <input type="checkbox"/> | <input type="checkbox"/> | <input checked="" type="checkbox"/> ² | <input type="checkbox"/> | <input type="checkbox"/> | <input type="checkbox"/> |
| Illinois | <input type="checkbox"/> | <input type="checkbox"/> | <input type="checkbox"/> | <input type="checkbox"/> | <input checked="" type="checkbox"/> | <input type="checkbox"/> | <input type="checkbox"/> |
| Indiana | <input type="checkbox"/> | <input type="checkbox"/> | <input type="checkbox"/> | <input checked="" type="checkbox"/> | <input type="checkbox"/> | <input type="checkbox"/> | <input type="checkbox"/> |
| Iowa | <input type="checkbox"/> | <input type="checkbox"/> | <input type="checkbox"/> | <input checked="" type="checkbox"/> | <input type="checkbox"/> | <input type="checkbox"/> | <input type="checkbox"/> |
| Kansas | <input type="checkbox"/> | <input type="checkbox"/> | <input type="checkbox"/> | <input type="checkbox"/> | <input type="checkbox"/> | <input type="checkbox"/> | <input checked="" type="checkbox"/> ³ |
| Kentucky | <input type="checkbox"/> | <input type="checkbox"/> | <input type="checkbox"/> | <input type="checkbox"/> | <input checked="" type="checkbox"/> | <input type="checkbox"/> | <input type="checkbox"/> |
| Louisiana | <input type="checkbox"/> | <input type="checkbox"/> | <input type="checkbox"/> | <input type="checkbox"/> | <input type="checkbox"/> | <input checked="" type="checkbox"/> | <input type="checkbox"/> |
| Maine | <input type="checkbox"/> | <input type="checkbox"/> | <input type="checkbox"/> | <input checked="" type="checkbox"/> | <input type="checkbox"/> | <input type="checkbox"/> | <input type="checkbox"/> |
| Maryland | <input type="checkbox"/> | <input type="checkbox"/> | <input type="checkbox"/> | <input checked="" type="checkbox"/> | <input type="checkbox"/> | <input type="checkbox"/> | <input type="checkbox"/> |
| Massachusetts | <input type="checkbox"/> | <input type="checkbox"/> | <input type="checkbox"/> | <input checked="" type="checkbox"/> | <input type="checkbox"/> | <input type="checkbox"/> | <input type="checkbox"/> |
| Michigan | <input type="checkbox"/> | <input type="checkbox"/> | <input type="checkbox"/> | <input type="checkbox"/> | <input type="checkbox"/> | <input checked="" type="checkbox"/> | <input type="checkbox"/> |
| Minnesota | <input type="checkbox"/> | <input type="checkbox"/> | <input type="checkbox"/> | <input checked="" type="checkbox"/> | <input type="checkbox"/> | <input type="checkbox"/> | <input type="checkbox"/> |
| Mississippi | <input type="checkbox"/> | <input checked="" type="checkbox"/> | <input type="checkbox"/> | <input type="checkbox"/> | <input type="checkbox"/> | <input type="checkbox"/> | <input type="checkbox"/> |
| Missouri | <input type="checkbox"/> | <input type="checkbox"/> | <input type="checkbox"/> | <input type="checkbox"/> | <input type="checkbox"/> | <input checked="" type="checkbox"/> | <input type="checkbox"/> |
| Montana | <input type="checkbox"/> | <input type="checkbox"/> | <input type="checkbox"/> | <input checked="" type="checkbox"/> | <input type="checkbox"/> | <input type="checkbox"/> | <input type="checkbox"/> |
| Nebraska | <input type="checkbox"/> | <input type="checkbox"/> | <input type="checkbox"/> | <input checked="" type="checkbox"/> | <input type="checkbox"/> | <input type="checkbox"/> | <input type="checkbox"/> |
| Nevada | <input type="checkbox"/> | <input type="checkbox"/> | <input type="checkbox"/> | <input checked="" type="checkbox"/> | <input type="checkbox"/> | <input type="checkbox"/> | <input type="checkbox"/> |
| New Hampshire | <input type="checkbox"/> | <input type="checkbox"/> | <input type="checkbox"/> | <input type="checkbox"/> | <input type="checkbox"/> | <input checked="" type="checkbox"/> | <input type="checkbox"/> |
| New Jersey | <input type="checkbox"/> | <input type="checkbox"/> | <input type="checkbox"/> | <input type="checkbox"/> | <input checked="" type="checkbox"/> | <input type="checkbox"/> | <input type="checkbox"/> |
| New Mexico | <input type="checkbox"/> | <input type="checkbox"/> | <input type="checkbox"/> | <input checked="" type="checkbox"/> | <input type="checkbox"/> | <input type="checkbox"/> | <input type="checkbox"/> |
| New York | <input type="checkbox"/> | <input type="checkbox"/> | <input type="checkbox"/> | <input type="checkbox"/> | <input checked="" type="checkbox"/> | <input type="checkbox"/> | <input type="checkbox"/> |
| North Carolina | <input type="checkbox"/> | <input type="checkbox"/> | <input type="checkbox"/> | <input type="checkbox"/> | <input type="checkbox"/> | <input type="checkbox"/> | <input checked="" type="checkbox"/> ⁴ |
| North Dakota | <input checked="" type="checkbox"/> | <input type="checkbox"/> | <input type="checkbox"/> | <input type="checkbox"/> | <input type="checkbox"/> | <input type="checkbox"/> | <input type="checkbox"/> |
| Ohio | <input type="checkbox"/> | <input type="checkbox"/> | <input type="checkbox"/> | <input type="checkbox"/> | <input type="checkbox"/> | <input checked="" type="checkbox"/> ⁵ | <input type="checkbox"/> |
| Oklahoma | <input type="checkbox"/> | <input type="checkbox"/> | <input type="checkbox"/> | <input checked="" type="checkbox"/> ⁶ | <input type="checkbox"/> | <input type="checkbox"/> | <input type="checkbox"/> |
| Oregon | <input type="checkbox"/> | <input type="checkbox"/> | <input type="checkbox"/> | <input checked="" type="checkbox"/> | <input type="checkbox"/> | <input type="checkbox"/> | <input type="checkbox"/> |
| Pennsylvania | <input type="checkbox"/> | <input type="checkbox"/> | <input type="checkbox"/> | <input checked="" type="checkbox"/> | <input type="checkbox"/> | <input type="checkbox"/> | <input type="checkbox"/> |
| Rhode Island | <input type="checkbox"/> | <input type="checkbox"/> | <input type="checkbox"/> | <input checked="" type="checkbox"/> | <input type="checkbox"/> | <input type="checkbox"/> | <input type="checkbox"/> |
| South Carolina | <input type="checkbox"/> | <input type="checkbox"/> | <input checked="" type="checkbox"/> | <input type="checkbox"/> | <input type="checkbox"/> | <input type="checkbox"/> | <input type="checkbox"/> |
| South Dakota | <input type="checkbox"/> | <input type="checkbox"/> | <input type="checkbox"/> | <input checked="" type="checkbox"/> | <input type="checkbox"/> | <input type="checkbox"/> | <input type="checkbox"/> |
| Tennessee | <input type="checkbox"/> | <input type="checkbox"/> | <input type="checkbox"/> | <input type="checkbox"/> | <input type="checkbox"/> | <input checked="" type="checkbox"/> | <input type="checkbox"/> |
| Texas | <input type="checkbox"/> | <input type="checkbox"/> | <input type="checkbox"/> | <input checked="" type="checkbox"/> | <input type="checkbox"/> | <input type="checkbox"/> | <input type="checkbox"/> |
| Utah | <input type="checkbox"/> | <input type="checkbox"/> | <input type="checkbox"/> | <input checked="" type="checkbox"/> | <input type="checkbox"/> | <input type="checkbox"/> | <input type="checkbox"/> |
| Vermont | <input type="checkbox"/> | <input type="checkbox"/> | <input checked="" type="checkbox"/> | <input type="checkbox"/> | <input type="checkbox"/> | <input type="checkbox"/> | <input type="checkbox"/> |
| Virginia | <input type="checkbox"/> | <input type="checkbox"/> | <input type="checkbox"/> | <input checked="" type="checkbox"/> ⁷ | <input type="checkbox"/> | <input type="checkbox"/> | <input type="checkbox"/> |
| Washington | <input type="checkbox"/> | <input type="checkbox"/> | <input type="checkbox"/> | <input checked="" type="checkbox"/> ⁸ | <input type="checkbox"/> | <input type="checkbox"/> | <input type="checkbox"/> |
| West Virginia | <input type="checkbox"/> | <input type="checkbox"/> | <input type="checkbox"/> | <input checked="" type="checkbox"/> | <input type="checkbox"/> | <input type="checkbox"/> | <input type="checkbox"/> |
| Wisconsin | <input type="checkbox"/> | <input type="checkbox"/> | <input type="checkbox"/> | <input checked="" type="checkbox"/> | <input type="checkbox"/> | <input type="checkbox"/> | <input type="checkbox"/> |
| Wyoming | <input type="checkbox"/> | <input type="checkbox"/> | <input type="checkbox"/> | <input checked="" type="checkbox"/> | <input type="checkbox"/> | <input type="checkbox"/> | <input type="checkbox"/> |
| | 2 | 1 | 3 | 31 | 5 | 6 | 3 |

1. Florida only awards annual contracts.
2. Idaho limits teacher contract terms to one year.
3. Kansas has eliminated due process rights associated with tenure.
4. North Carolina teachers can be awarded a two- or four-year contract if they have "shown effectiveness as demonstrated by proficiency on the evaluation instrument." However, no student growth measures required.
5. In Ohio, teachers must hold an educator license for at least 7 years, and have taught in the district at least 3 of the last 5 years.
6. Oklahoma teachers may also earn career status with an average rating of at least effective for a four-year period and a rating of at least "effective" for the last two years.
7. In Virginia, local school boards may extend up to five years.
8. In Washington, at a district's discretion, a teacher may be granted tenure after the second year if he/she receives one of the top two evaluation ratings.

For more information about HAWAII and other states' licensure advancement policies, including full narrative analyses, recommendations and state responses, see <http://nctq.org/StatePolicyDashboard>

Licensure Advancement

HAWAII Ratings

Licensure Advancement

Licensure advancement is based on evidence of teacher effectiveness.



Fully meets
 Nearly meets
 Partially meets
 Meets only a small part
 Does not meet

Progress increased since 2013
 Lost ground since 2013

HAWAII Snapshot Licensure Advancement

| | | |
|--|----------|--|
| | No | Advancement from a probationary to a professional license is based on evidence of teacher effectiveness. |
| | No | Renewal of a professional license is based on evidence of teacher effectiveness. |
| | No | Other advancement/renewal requirements have a direct connection to classroom effectiveness. |
| | Somewhat | An advanced degree is not a requirement for license advancement. |

HAWAII Licensure Advancement Characteristics

| | |
|---|---|
| Performance Requirements to Advance from a Probationary to Professional License | None |
| Other Requirements for Advancement | Standard: Must verify satisfactory teaching for 3 of the last 5 years; no consideration of effectiveness. Advanced: Must earn a master's or doctoral degree or National Board certification. |
| Initial Certification Period | 3 years |
| Performance Requirements to Renew a Professional License | None |
| Other Requirements for Renewal | Must meet performance standards; do not include evidence of effectiveness. |
| Renewal Period | 5 years |

RECOMMENDATIONS TO IMPROVE LICENSURE ADVANCEMENT POLICIES IN HAWAII

- Require evidence of effectiveness as a part of teacher licensing policy.**
Hawaii should require evidence of teacher effectiveness to be a factor in determining whether teachers can renew their licenses or advance to a higher-level license. Although the state requires demonstration of all performance standards, it should make review of performance verification documentation mandatory for advancement or renewal.
- End requirement tying teacher advancement to master's degrees.**
Hawaii should remove its mandate that teachers obtain a master's degree for license advancement, as research is conclusive that master's degrees do not have any significant correlation to performance.

SUMMARY OF LICENSURE ADVANCEMENT FIGURES

- **Figure 28** Evidence of effectiveness for license advancement
- **Figure 29** Advanced degree requirements

Other licensure advancement figures available in the *Yearbook National Summary* at <http://www.nctq.org/2015NationalYearbook>

- Coursework requirements (p. 96)
- Lifetime licenses (p. 96)

For more information about HAWAII's licensure advancement policies, including detailed recommendations, full narrative analysis and state response, see <http://nctq.org/StatePolicyDashboard>

Examples of Best Practice

Both **Rhode Island** and **Louisiana** are integrating certification, certification renewal and educator evaluations. In Rhode Island, teachers who receive poor evaluations for five consecutive years are not eligible to renew their licenses. In addition, teachers who consistently receive highly effective ratings are eligible for a special license designation. Louisiana requires its teachers to meet the standard for effectiveness for three years during their initial certification or renewal period to be issued a certificate or have their certificate renewed.

1. Georgia does not require evidence of effectiveness for each year of renewal period.
2. Illinois allows revocation of licenses based on ineffectiveness.
3. Uses objective evidence for advancement, not renewal.
4. An optional license requires evidence of effectiveness.
5. Teachers have the option of using evaluation ratings as a factor in license advancement or renewal.

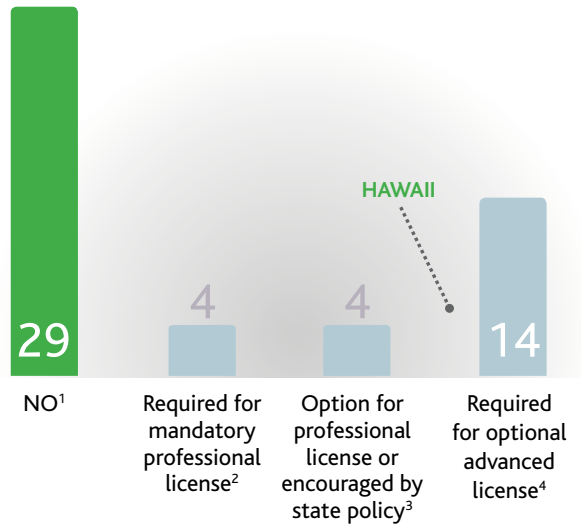
Figure 28

Do states require teachers to show evidence of effectiveness before conferring professional licensure?

| | OBJECTIVE EVIDENCE OF EFFECTIVENESS IS REQUIRED | Some objective evidence is considered | Consideration given to teacher performance but performance is not tied to classroom effectiveness | Performance not considered |
|----------------------|--|--|---|--|
| Alabama | <input type="checkbox"/> | <input type="checkbox"/> | <input type="checkbox"/> | <input checked="" type="checkbox"/> |
| Alaska | <input type="checkbox"/> | <input type="checkbox"/> | <input type="checkbox"/> | <input checked="" type="checkbox"/> |
| Arizona | <input type="checkbox"/> | <input type="checkbox"/> | <input type="checkbox"/> | <input checked="" type="checkbox"/> |
| Arkansas | <input type="checkbox"/> | <input type="checkbox"/> | <input checked="" type="checkbox"/> | <input type="checkbox"/> |
| California | <input type="checkbox"/> | <input type="checkbox"/> | <input checked="" type="checkbox"/> | <input type="checkbox"/> |
| Colorado | <input type="checkbox"/> | <input type="checkbox"/> | <input type="checkbox"/> | <input checked="" type="checkbox"/> |
| Connecticut | <input type="checkbox"/> | <input type="checkbox"/> | <input type="checkbox"/> | <input checked="" type="checkbox"/> |
| Delaware | <input checked="" type="checkbox"/> | <input type="checkbox"/> | <input type="checkbox"/> | <input type="checkbox"/> |
| District of Columbia | <input type="checkbox"/> | <input type="checkbox"/> | <input type="checkbox"/> | <input checked="" type="checkbox"/> |
| Florida | <input type="checkbox"/> | <input type="checkbox"/> | <input type="checkbox"/> | <input checked="" type="checkbox"/> |
| Georgia | <input checked="" type="checkbox"/> ¹ | <input type="checkbox"/> | <input type="checkbox"/> | <input type="checkbox"/> |
| HAWAII | <input type="checkbox"/> | <input type="checkbox"/> | <input checked="" type="checkbox"/> | <input type="checkbox"/> |
| Idaho | <input checked="" type="checkbox"/> | <input type="checkbox"/> | <input type="checkbox"/> | <input type="checkbox"/> |
| Illinois | <input type="checkbox"/> | <input checked="" type="checkbox"/> ² | <input type="checkbox"/> | <input type="checkbox"/> |
| Indiana | <input type="checkbox"/> | <input type="checkbox"/> | <input checked="" type="checkbox"/> | <input type="checkbox"/> |
| Iowa | <input type="checkbox"/> | <input type="checkbox"/> | <input checked="" type="checkbox"/> | <input type="checkbox"/> |
| Kansas | <input type="checkbox"/> | <input type="checkbox"/> | <input type="checkbox"/> | <input checked="" type="checkbox"/> |
| Kentucky | <input type="checkbox"/> | <input type="checkbox"/> | <input checked="" type="checkbox"/> | <input type="checkbox"/> |
| Louisiana | <input checked="" type="checkbox"/> | <input type="checkbox"/> | <input type="checkbox"/> | <input type="checkbox"/> |
| Maine | <input type="checkbox"/> | <input type="checkbox"/> | <input checked="" type="checkbox"/> | <input type="checkbox"/> |
| Maryland | <input type="checkbox"/> | <input checked="" type="checkbox"/> ³ | <input type="checkbox"/> | <input type="checkbox"/> |
| Massachusetts | <input type="checkbox"/> | <input type="checkbox"/> | <input type="checkbox"/> | <input checked="" type="checkbox"/> |
| Michigan | <input type="checkbox"/> | <input type="checkbox"/> | <input type="checkbox"/> | <input checked="" type="checkbox"/> ⁴ |
| Minnesota | <input type="checkbox"/> | <input type="checkbox"/> | <input type="checkbox"/> | <input checked="" type="checkbox"/> |
| Mississippi | <input type="checkbox"/> | <input type="checkbox"/> | <input type="checkbox"/> | <input checked="" type="checkbox"/> |
| Missouri | <input type="checkbox"/> | <input type="checkbox"/> | <input type="checkbox"/> | <input checked="" type="checkbox"/> |
| Montana | <input type="checkbox"/> | <input type="checkbox"/> | <input type="checkbox"/> | <input checked="" type="checkbox"/> |
| Nebraska | <input type="checkbox"/> | <input type="checkbox"/> | <input type="checkbox"/> | <input checked="" type="checkbox"/> |
| Nevada | <input type="checkbox"/> | <input type="checkbox"/> | <input type="checkbox"/> | <input checked="" type="checkbox"/> |
| New Hampshire | <input type="checkbox"/> | <input type="checkbox"/> | <input checked="" type="checkbox"/> | <input type="checkbox"/> |
| New Jersey | <input type="checkbox"/> | <input type="checkbox"/> | <input checked="" type="checkbox"/> | <input type="checkbox"/> |
| New Mexico | <input type="checkbox"/> | <input checked="" type="checkbox"/> | <input type="checkbox"/> | <input type="checkbox"/> |
| New York | <input type="checkbox"/> | <input type="checkbox"/> | <input type="checkbox"/> | <input checked="" type="checkbox"/> |
| North Carolina | <input type="checkbox"/> | <input type="checkbox"/> | <input checked="" type="checkbox"/> | <input type="checkbox"/> |
| North Dakota | <input type="checkbox"/> | <input type="checkbox"/> | <input type="checkbox"/> | <input checked="" type="checkbox"/> |
| Ohio | <input type="checkbox"/> | <input type="checkbox"/> | <input type="checkbox"/> | <input checked="" type="checkbox"/> |
| Oklahoma | <input type="checkbox"/> | <input type="checkbox"/> | <input type="checkbox"/> | <input checked="" type="checkbox"/> |
| Oregon | <input type="checkbox"/> | <input type="checkbox"/> | <input type="checkbox"/> | <input checked="" type="checkbox"/> ⁴ |
| Pennsylvania | <input checked="" type="checkbox"/> | <input type="checkbox"/> | <input type="checkbox"/> | <input type="checkbox"/> |
| Rhode Island | <input checked="" type="checkbox"/> | <input type="checkbox"/> | <input type="checkbox"/> | <input type="checkbox"/> |
| South Carolina | <input type="checkbox"/> | <input type="checkbox"/> | <input checked="" type="checkbox"/> | <input type="checkbox"/> |
| South Dakota | <input type="checkbox"/> | <input type="checkbox"/> | <input type="checkbox"/> | <input checked="" type="checkbox"/> |
| Tennessee | <input type="checkbox"/> | <input type="checkbox"/> | <input type="checkbox"/> | <input checked="" type="checkbox"/> ⁵ |
| Texas | <input type="checkbox"/> | <input type="checkbox"/> | <input type="checkbox"/> | <input checked="" type="checkbox"/> |
| Utah | <input type="checkbox"/> | <input checked="" type="checkbox"/> | <input type="checkbox"/> | <input type="checkbox"/> |
| Vermont | <input type="checkbox"/> | <input type="checkbox"/> | <input type="checkbox"/> | <input checked="" type="checkbox"/> |
| Virginia | <input type="checkbox"/> | <input type="checkbox"/> | <input type="checkbox"/> | <input checked="" type="checkbox"/> |
| Washington | <input type="checkbox"/> | <input type="checkbox"/> | <input checked="" type="checkbox"/> | <input type="checkbox"/> |
| West Virginia | <input type="checkbox"/> | <input type="checkbox"/> | <input type="checkbox"/> | <input checked="" type="checkbox"/> |
| Wisconsin | <input type="checkbox"/> | <input type="checkbox"/> | <input type="checkbox"/> | <input checked="" type="checkbox"/> |
| Wyoming | <input type="checkbox"/> | <input type="checkbox"/> | <input type="checkbox"/> | <input checked="" type="checkbox"/> |
| | 6 | 4 | 12 | 29 |

Figure 29

Do states require teachers to earn advanced degrees before conferring professional licenses?



1. **Strong Practice:** Alaska, Arizona, Arkansas, California, Colorado, Delaware, District of Columbia, Florida, Georgia, Idaho, Illinois, Kansas, Maine, Minnesota, Nevada, New Hampshire, New Jersey, North Carolina, North Dakota, Oklahoma, Pennsylvania, Rhode Island, South Dakota, Tennessee, Texas, Vermont, Washington, Wisconsin, Wyoming

2. Connecticut, Kentucky, Maryland, New York

3. Massachusetts, Michigan, Missouri, Oregon

4. Alabama, Hawaii, Indiana, Iowa, Louisiana, Mississippi, Montana, Nebraska, New Mexico, Ohio, South Carolina, Utah, Virginia, West Virginia

For more information about HAWAII and other states' equitable distribution of teachers policies, including full narrative analyses, recommendations and state responses, see <http://nctq.org/StatePolicyDashboard>

Equitable Distribution of Teachers

HAWAII Ratings

Equitable Distribution

Districts' distribution of teacher talent among schools is publicly reported to identify inequities in schools serving disadvantaged students.



Fully meets
 Nearly meets
 Partially meets
 Meets only a small part
 Does not meet

Progress increased since 2013
 Lost ground since 2013



HAWAII Snapshot Equitable Distribution of Teachers

| | | |
|--|-----|---|
| | No | School districts must publicly report aggregate school-level data about teacher performance. |
| | No | A school-level teacher-quality index is used to demonstrate the academic backgrounds of a school's teachers and the ratio of new to veteran teachers. |
| | No | School-level data on teacher absenteeism or turnover rates are reported. |
| | Yes | School-level data on percentage of highly qualified teachers are reported. |
| | No | School-level data on percentage of teachers with emergency credentials are reported. |

HAWAII Equitable Distribution of Teachers Characteristics

| | |
|--|---|
| Public Reporting of Teacher Effectiveness Data | Not reported |
| Other Public Reporting Related to Teacher Distribution | Reports percentage of highly qualified teachers and identifies the school's poverty quartile as low, mid-low, mid-high or high. Also reports the average number of years of teacher experience by complex. Not updated since 2011-2012. |

RECOMMENDATIONS TO IMPROVE EQUITABLE DISTRIBUTION OF TEACHERS POLICIES IN HAWAII

■ Report school-level teacher effectiveness data.

Hawaii should make aggregate school-level data about teacher performance—from an evaluation system based on instructional effectiveness—publicly available.

■ Publish other data that facilitate comparisons across schools.

Hawaii should collect and report other school-level data that reflect the stability of a school's faculty, including the rates of teacher absenteeism and turnover.

■ Provide comparative data based on school demographics.

Hawaii should provide comparative data for schools with similar poverty and minority populations, as this would yield a more comprehensive picture of gaps in the equitable distribution of teachers.

Examples of Best Practice

Although not awarding “best practice” honors for this topic, NCTQ commends the 13 states that give the public access to teacher performance data aggregated to the school level. This transparency can help shine a light on how equitably teachers are distributed across and within school districts and help to ensure that all students have access to effective teachers.

SUMMARY OF EQUITABLE DISTRIBUTION OF TEACHERS FIGURES

■ Figure 30 Reporting of teacher effectiveness data

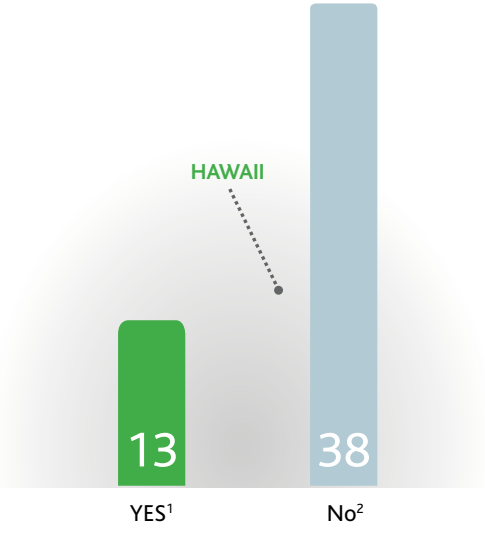
Other equitable distribution of teachers figures available in the *Yearbook National Summary* at <http://www.nctq.org/2015NationalYearbook>

■ Data reporting requirements (p. 99)

For more information about HAWAII's equitable distribution of teachers policies, including detailed recommendations, full narrative analysis and state response, see <http://nctq.org/StatePolicyDashboard>

Figure 30

Do states require public reporting of school-level data about teacher effectiveness?

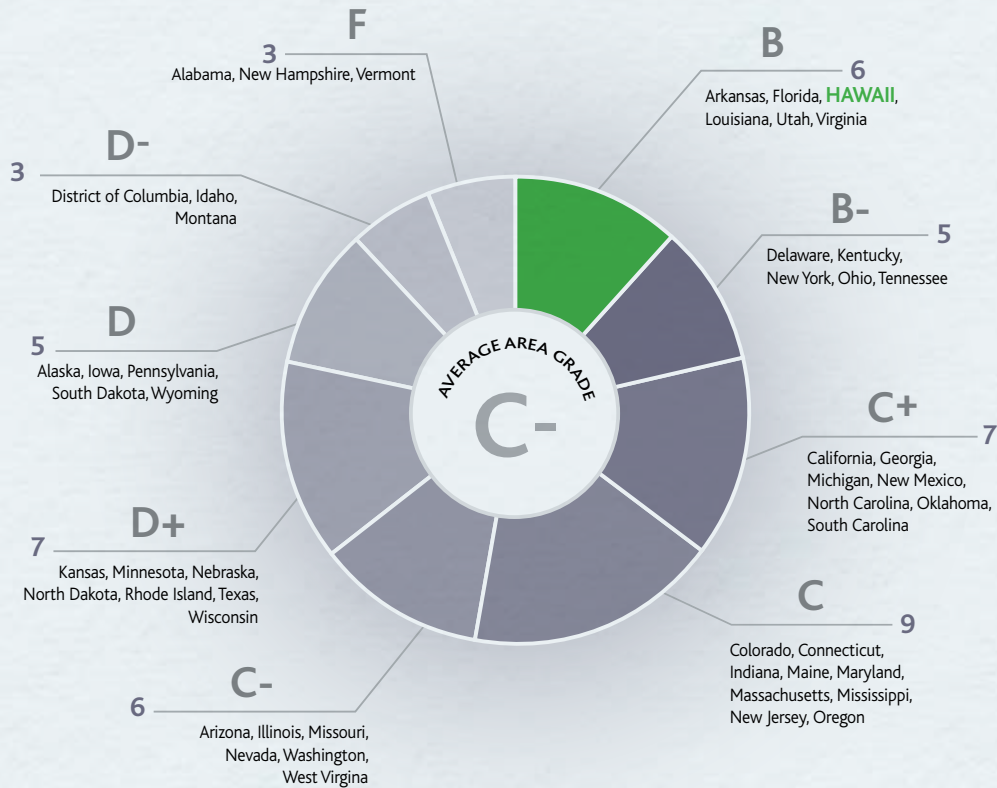


- 1. **Strong Practice:** Arkansas, Colorado, Florida, Illinois, Indiana, Louisiana, Massachusetts, Michigan, Missouri, New York, North Carolina, Ohio, Pennsylvania
- 2. Alabama, Alaska, Arizona, California, Connecticut, Delaware, District of Columbia, Georgia, Hawaii, Idaho, Iowa, Kansas, Kentucky, Maine, Maryland, Minnesota, Mississippi, Montana, Nebraska, Nevada, New Hampshire, New Jersey, New Mexico, North Dakota, Oklahoma, Oregon, Rhode Island³, South Carolina, South Dakota, Tennessee, Texas, Utah³, Vermont, Virginia, Washington, West Virginia, Wisconsin, Wyoming
- 3. Reports data about teacher effectiveness at the district level.

Area 4 Summary

How States are Faring in Retaining Effective Teachers

State Area Grades



Topics Included In This Area

- New Teacher Induction
- Professional Development
- Compensation

For more information about HAWAII and other states' new teacher induction policies, including full narrative analyses, recommendations and state responses, see <http://nctq.org/StatePolicyDashboard>

New Teacher Induction

HAWAII Ratings

Induction

Effective induction is available for all new teachers, with special emphasis on teachers in high-need schools.



Fully meets
 Nearly meets
 Partially meets
 Meets only a small part
 Does not meet

Progress increased since 2013
 Lost ground since 2013



HAWAII Snapshot New Teacher Induction

| | | |
|--|----------|---|
| | Yes | All new teachers receive mentoring. |
| | Yes | Mentoring is of sufficient frequency and duration. |
| | Somewhat | Mentors are carefully selected. |
| | Yes | Induction programs are evaluated. |
| | Yes | Induction programs include a variety of effective strategies. |

HAWAII New Teacher Induction Characteristics

| | |
|---|---|
| Induction Program | All new teachers participate in three-year induction program. |
| Requirements for Mentor/ New Teacher Contact | Intensive mentoring for two years |
| Selection Criteria for Mentors | Locally-developed but must include "a range of characteristics that indicate mentoring potential" |
| Other Mentor Requirements | Training and participation in professional development activities |
| Required Induction Strategies Other than Mentoring | Program standards require "mentors and beginning teachers [to] have protected time to engage in rigorous mentoring and induction-related activities." |

RECOMMENDATIONS TO IMPROVE NEW TEACHER INDUCTION POLICIES IN HAWAII

■ Ensure high quality mentors.

Hawaii should consider clearly articulating that evidence of effective classroom performance is required for mentor selection. Of particular importance is that mentors themselves are effective teachers. Teachers without evidence of effectiveness should not be able to serve as mentors.

Examples of Best Practice

South Carolina requires that all new teachers, prior to the start of the school year, be assigned mentors for at least one year. Districts carefully select mentors based on experience and similar certifications and grade levels, and mentors undergo additional training. Adequate release time is mandated by the state so that mentors and new teachers may observe each other in the classroom, collaborate on effective teaching techniques and develop professional growth plans. Mentor evaluations are mandatory and stipends are recommended.

Arkansas, Illinois, Maryland and **New Jersey** are also worthy of mention for their requirements related to mentor selection. Arkansas, Illinois and New Jersey require that all mentors must be rated in one of the top two rating categories on their most recent evaluation. Maryland also requires mentors, who are either current or retired teachers, to have obtained effective evaluation ratings.

SUMMARY OF NEW TEACHER INDUCTION FIGURES

■ **Figure 31** Quality of induction policies

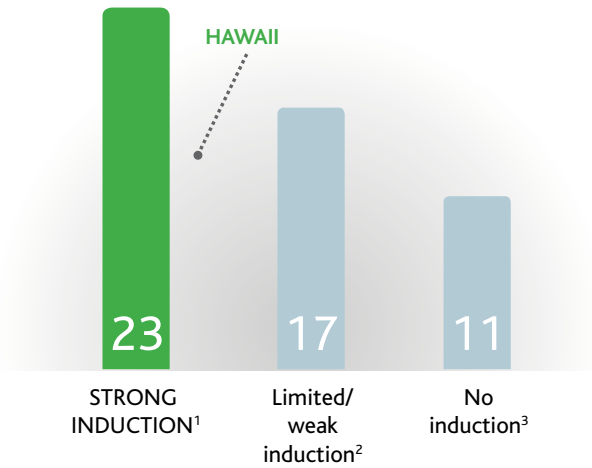
Other new teacher induction figures available in the *Yearbook National Summary* at <http://www.nctq.org/2015NationalYearbook>

■ Elements of induction (p. 104)

For more information about HAWAII's new teacher induction policies, including detailed recommendations, full narrative analysis and state response, see <http://nctq.org/StatePolicyDashboard>

Figure 31

Do states have policies that articulate the elements of effective induction?



1. **Strong Practice:** Arkansas, California, Colorado, Connecticut, Delaware, Hawaii, Illinois, Iowa, Kansas, Kentucky, Maine, Maryland, Massachusetts, Michigan, Missouri, New Jersey, New York, North Carolina, North Dakota, Ohio, South Carolina, Utah, Virginia
2. Alaska, Arizona, Florida, Idaho, Mississippi, Montana, Nebraska, New Mexico, Oklahoma, Oregon, Pennsylvania, Rhode Island, Tennessee, Texas, Washington, West Virginia, Wisconsin
3. Alabama, District of Columbia, Georgia, Indiana, Louisiana, Minnesota, Nevada, New Hampshire, South Dakota, Vermont, Wyoming

For more information about HAWAII and other states' professional development policies, including full narrative analyses, recommendations and state responses, see <http://nctq.org/StatePolicyDashboard>

Professional Development

HAWAII Ratings

Professional Development

Teachers receive feedback about their performance, and professional development is based on needs identified through teacher evaluations.



Fully meets
 Nearly meets
 Partially meets
 Meets only a small part
 Does not meet

Progress increased since 2013

Lost ground since 2013



HAWAII Snapshot Professional Development



Yes

Teachers must receive feedback about their performance from their evaluations.



Yes

Professional development must be aligned with evaluation results.



Yes

Teachers with unsatisfactory/ineffective ratings are placed on improvement plans.

HAWAII Professional Development Characteristics

| | |
|--|--|
| Connection Between Evaluation and Professional Development | Evaluation must guide professional development. |
| Evaluation Feedback | Provided throughout the year in the form of pre- and post-observation conferences, with a final conference to discuss the teacher's summative ratings. |
| Improvement Plan | Required for teachers rated less than effective |

RECOMMENDATIONS TO IMPROVE PROFESSIONAL DEVELOPMENT POLICIES IN HAWAII

As a result of Hawaii's strong professional development policies, no recommendations are provided.

Examples of Best Practice

Louisiana and **Massachusetts** require that teachers receive feedback about their performance from their evaluations and direct districts to connect professional development to teachers' identified needs. Both states also require that teachers with unsatisfactory evaluations be placed on structured improvement plans. These improvement plans include specific performance goals, a description of resources and assistance provided, as well as timelines for improvement.

SUMMARY OF PROFESSIONAL DEVELOPMENT FIGURES

- **Figure 32** Connecting teacher evaluation to continuous improvement

Other professional development figures available in the *Yearbook National Summary* at <http://www.nctq.org/2015NationalYearbook>

- Evaluation feedback (p. 109)
- Evaluations and professional development (p. 109)

For more information about HAWAII's professional development policies, including detailed recommendations, full narrative analysis and state response, see <http://nctq.org/StatePolicyDashboard>

Figure 32

Do states ensure that evaluations are used to help teachers improve?

| | ALL TEACHERS RECEIVE FEEDBACK | EVALUATION INFORMS PROFESSIONAL DEVELOPMENT FOR ALL TEACHERS | IMPROVEMENT PLANS REQUIRED FOR TEACHERS WITH POOR RATINGS |
|----------------------|-------------------------------------|--|---|
| Alabama | <input type="checkbox"/> | <input type="checkbox"/> | <input type="checkbox"/> |
| Alaska | <input type="checkbox"/> | <input type="checkbox"/> | <input checked="" type="checkbox"/> |
| Arizona | <input checked="" type="checkbox"/> | <input checked="" type="checkbox"/> | <input checked="" type="checkbox"/> ¹ |
| Arkansas | <input checked="" type="checkbox"/> | <input checked="" type="checkbox"/> | <input checked="" type="checkbox"/> ¹ |
| California | <input checked="" type="checkbox"/> | <input type="checkbox"/> | <input type="checkbox"/> |
| Colorado | <input checked="" type="checkbox"/> | <input checked="" type="checkbox"/> | <input checked="" type="checkbox"/> |
| Connecticut | <input checked="" type="checkbox"/> | <input checked="" type="checkbox"/> | <input checked="" type="checkbox"/> |
| Delaware | <input checked="" type="checkbox"/> | <input checked="" type="checkbox"/> | <input checked="" type="checkbox"/> |
| District of Columbia | <input checked="" type="checkbox"/> | <input checked="" type="checkbox"/> | <input type="checkbox"/> |
| Florida | <input checked="" type="checkbox"/> | <input checked="" type="checkbox"/> | <input checked="" type="checkbox"/> ¹ |
| Georgia | <input checked="" type="checkbox"/> | <input checked="" type="checkbox"/> | <input checked="" type="checkbox"/> |
| HAWAII | <input checked="" type="checkbox"/> | <input checked="" type="checkbox"/> | <input checked="" type="checkbox"/> |
| Idaho | <input type="checkbox"/> | <input type="checkbox"/> | <input type="checkbox"/> |
| Illinois | <input checked="" type="checkbox"/> | <input type="checkbox"/> | <input checked="" type="checkbox"/> ¹ |
| Indiana | <input checked="" type="checkbox"/> | <input type="checkbox"/> | <input checked="" type="checkbox"/> |
| Iowa | <input type="checkbox"/> | <input type="checkbox"/> | <input type="checkbox"/> |
| Kansas | <input checked="" type="checkbox"/> | <input type="checkbox"/> | <input type="checkbox"/> |
| Kentucky | <input checked="" type="checkbox"/> | <input checked="" type="checkbox"/> | <input checked="" type="checkbox"/> ¹ |
| Louisiana | <input checked="" type="checkbox"/> | <input checked="" type="checkbox"/> | <input checked="" type="checkbox"/> |
| Maine | <input checked="" type="checkbox"/> | <input checked="" type="checkbox"/> | <input checked="" type="checkbox"/> ¹ |
| Maryland | <input type="checkbox"/> | <input type="checkbox"/> | <input checked="" type="checkbox"/> |
| Massachusetts | <input checked="" type="checkbox"/> | <input checked="" type="checkbox"/> | <input checked="" type="checkbox"/> |
| Michigan | <input checked="" type="checkbox"/> | <input checked="" type="checkbox"/> | <input checked="" type="checkbox"/> |
| Minnesota | <input type="checkbox"/> | <input checked="" type="checkbox"/> | <input checked="" type="checkbox"/> |
| Mississippi | <input checked="" type="checkbox"/> | <input checked="" type="checkbox"/> | <input checked="" type="checkbox"/> ¹ |
| Missouri | <input checked="" type="checkbox"/> | <input type="checkbox"/> | <input checked="" type="checkbox"/> |
| Montana | <input type="checkbox"/> | <input type="checkbox"/> | <input type="checkbox"/> |
| Nebraska | <input type="checkbox"/> | <input type="checkbox"/> | <input checked="" type="checkbox"/> |
| Nevada | <input type="checkbox"/> | <input type="checkbox"/> | <input type="checkbox"/> |
| New Hampshire | <input type="checkbox"/> | <input type="checkbox"/> | <input type="checkbox"/> |
| New Jersey | <input checked="" type="checkbox"/> | <input checked="" type="checkbox"/> | <input checked="" type="checkbox"/> |
| New Mexico | <input checked="" type="checkbox"/> | <input checked="" type="checkbox"/> | <input checked="" type="checkbox"/> ¹ |
| New York | <input checked="" type="checkbox"/> | <input checked="" type="checkbox"/> | <input checked="" type="checkbox"/> |
| North Carolina | <input checked="" type="checkbox"/> | <input checked="" type="checkbox"/> | <input checked="" type="checkbox"/> |
| North Dakota | <input checked="" type="checkbox"/> | <input checked="" type="checkbox"/> | <input type="checkbox"/> |
| Ohio | <input type="checkbox"/> | <input checked="" type="checkbox"/> | <input checked="" type="checkbox"/> |
| Oklahoma | <input checked="" type="checkbox"/> | <input type="checkbox"/> | <input checked="" type="checkbox"/> |
| Oregon | <input checked="" type="checkbox"/> | <input checked="" type="checkbox"/> | <input checked="" type="checkbox"/> |
| Pennsylvania | <input type="checkbox"/> | <input type="checkbox"/> | <input checked="" type="checkbox"/> |
| Rhode Island | <input checked="" type="checkbox"/> | <input checked="" type="checkbox"/> | <input checked="" type="checkbox"/> |
| South Carolina | <input checked="" type="checkbox"/> | <input checked="" type="checkbox"/> | <input checked="" type="checkbox"/> |
| South Dakota | <input checked="" type="checkbox"/> | <input checked="" type="checkbox"/> | <input type="checkbox"/> ² |
| Tennessee | <input checked="" type="checkbox"/> | <input checked="" type="checkbox"/> | <input type="checkbox"/> |
| Texas | <input checked="" type="checkbox"/> | <input type="checkbox"/> | <input type="checkbox"/> |
| Utah | <input checked="" type="checkbox"/> | <input checked="" type="checkbox"/> | <input checked="" type="checkbox"/> |
| Vermont | <input type="checkbox"/> | <input type="checkbox"/> | <input type="checkbox"/> |
| Virginia | <input checked="" type="checkbox"/> | <input checked="" type="checkbox"/> | <input checked="" type="checkbox"/> |
| Washington | <input checked="" type="checkbox"/> | <input type="checkbox"/> | <input checked="" type="checkbox"/> |
| West Virginia | <input checked="" type="checkbox"/> | <input checked="" type="checkbox"/> | <input checked="" type="checkbox"/> |
| Wisconsin | <input checked="" type="checkbox"/> | <input type="checkbox"/> | <input type="checkbox"/> |
| Wyoming | <input checked="" type="checkbox"/> | <input checked="" type="checkbox"/> | <input type="checkbox"/> |
| | 38 | 31 | 35 |

1. Does not require improvement plans for all less-than-effective teachers; just those in the lowest rating category.

2. South Dakota requires improvement plans only for teachers rated unsatisfactory who have been teaching for four years or more.

For more information about HAWAII and other states' compensation policies, including full narrative analyses, recommendations and state responses, see <http://nctq.org/StatePolicyDashboard>

Compensation

HAWAII Ratings

Pay Scales and Performance Pay

While local districts are given the authority over pay scales, performance pay is supported, but in a manner that recognizes its appropriate uses and limitations.



Differential Pay

Differential pay for effective teaching in shortage and high-need areas is supported.






Compensation for Prior Work Experience






Districts are encouraged to provide compensation for related prior subject-area work experience.



 Fully meets
  Nearly meets
  Partially meets
  Meets only a small part
  Does not meet

 Progress increased since 2013
  Lost ground since 2013
  Bar Raised for this Goal

HAWAII Snapshot Compensation

| | |
|---|---|
| N/A | Districts have flexibility to determine pay structure and scales. |
|  Yes | Effective teachers can receive performance pay. |
|  No | Pay scales discourage tying compensation to advanced degrees. |
|  No | Teachers can earn additional compensation by teaching shortage subjects. |
|  Yes | Teachers can earn additional compensation by teaching in high-need schools. |
|  No | Teachers can be compensated for related prior subject-area work experience. |

HAWAII Compensation Characteristics

| | |
|--|--|
| Authority for Salary Schedule | State provides a minimum salary schedule |
| Performance Pay Initiatives | Any increase in pay “shall be based on an evaluation of the performance of those employees and only employees who receive a rating of ‘effective’ or higher will be eligible to receive such pay increases.” |
| Role of Experience and Advanced Degrees in Salary Schedule | Minimum salary schedule is based on teachers’ years of experience and earned advanced degrees. |
| Differential Pay for Shortage Subjects | None |
| Differential Pay for High-Need Schools | National Board Certified teachers in high-need schools may earn an additional \$5,000 bonus. |
| Pay for Prior Work Experience | Up to four years of salary credit for prior military experience |

RECOMMENDATIONS TO IMPROVE COMPENSATION POLICIES IN HAWAII

- **Discourage tying compensation to advanced degrees and/or experience.**

Hawaii should articulate policies that definitively discourages tying compensation to advanced degrees as well as determining the highest steps on the pay scale solely by seniority.

- **Support differential pay initiatives for effective teachers in subject-shortage areas.**

Hawaii should link compensation to school and area needs. Such policies can help achieve a more equitable distribution of teachers.

SUMMARY OF COMPENSATION FIGURES

- **Figure 33** Compensation for performance
- **Figure 34** Compensation for advanced degrees
- **Figure 35** Differential pay

Other compensation figures available in the *Yearbook National Summary* at <http://www.nctq.org/2015NationalYearbook>

- State role in teacher pay (p. 112)
- State support for performance pay (p. 114)
- Differential pay for shortage subjects or high-need schools (p. 119)
- Compensation for prior work experience (p. 121)

RECOMMENDATIONS CONTINUED

- Expand policy to compensate all new teachers with relevant prior work experience.

Hawaii should not limit this policy to only military experience. Such policies would be attractive to career changers with related work experience, such as in the STEM subjects.

Examples of Best Practice

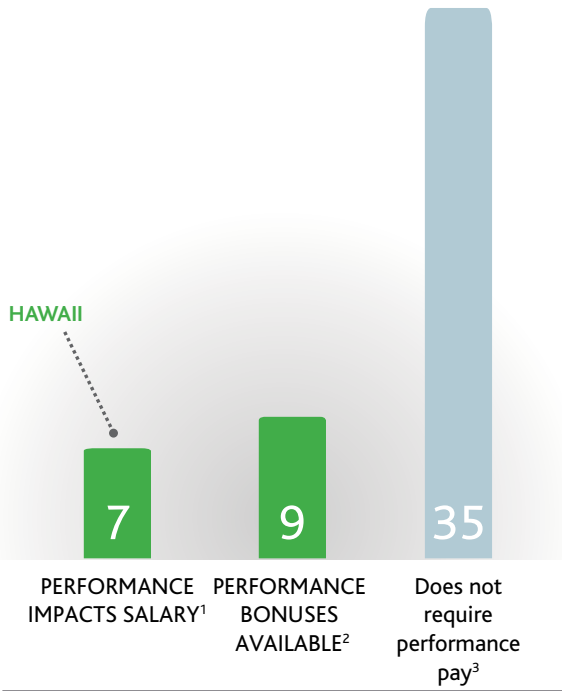
Florida allows local districts to develop their own salary schedules while preventing districts from prioritizing elements not associated with teacher effectiveness. Local salary schedules must ensure that the most effective teachers receive salary increases greater than the highest salary adjustment available. Florida also supports differential pay by providing salary supplements for teachers in both high-need schools and shortage subject areas.

In addition, **Indiana** and **Utah** both articulate compensation policies that reward effective teachers by requiring performance to be the most important factor in deciding a teacher's salary. **Louisiana** supports differential pay by offering up to \$3,000 per year, for four years, to teach math, biology, chemistry, physics and special education, and up to an additional \$6,000 per year, up to four years, to teach in low-performing schools. **North Carolina** compensates new teachers with relevant prior-work experience by awarding them one year of experience credit for every year of full-time work after earning a bachelor's degree that is related to their area of licensure and work assignment.

For more information about HAWAII's compensation policies, including detailed recommendations, full narrative analysis and state response, see <http://nctq.org/StatePolicyDashboard>

Figure 33

Do states ensure pay is structured to account for performance?



- Strong Practice:** Florida, Hawaii, Indiana, Louisiana, Michigan, Nevada, Utah
- Strong Practice:** Arkansas, Delaware, Georgia, Minnesota, Mississippi, Ohio, Oklahoma, South Carolina, Tennessee⁴
- Alabama, Alaska, Arizona⁵, California, Colorado, Connecticut, District of Columbia, Idaho⁶, Illinois, Iowa, Kansas, Kentucky⁷, Maine, Maryland, Massachusetts, Missouri⁸, Montana, Nebraska⁷, New Hampshire, New Jersey, New Mexico, New York, North Carolina, North Dakota, Oregon⁷, Pennsylvania, Rhode Island, South Dakota, Texas, Vermont, Virginia⁷, Washington, West Virginia, Wisconsin, Wyoming
- A performance component is not required. Districts must differentiate teacher compensation based on at least one of the following criteria: additional roles or responsibilities, hard-to-staff schools or subject areas, and performance based on teacher evaluations.
- Arizona allocates funds for teacher compensation increases based on performance and employment related expenses; there is no clear requirement for compensation connected to evidence of effectiveness.
- Idaho does offer a master teacher premium, but it is dependent on years of experience.
- Performance bonuses are available, but not specifically tied to teacher effectiveness.
- Performance bonuses are available for teachers in schools deemed "academically deficient."

Figure 34

- Louisiana allows districts to set salary schedules based on three criteria: effectiveness, experience and demand. Advanced degrees may be included only as part of demand.
- Only discouraged for those districts implementing Q Comp.
- For advanced degrees earned after April 2014.
- Rhode Island requires local district salary schedules to include teacher "training".
- Texas has a minimum salary schedule based on years of experience. Compensation for advanced degrees is left to district discretion.

Figure 34

Do states prevent districts from basing teacher pay on advanced degrees?

| | REQUIRES PERFORMANCE TO COUNT MORE THAN ADVANCED DEGREES | PROHIBITS ADDITIONAL PAY FOR ADVANCED DEGREES | Leaves pay to district discretion | Requires compensation for advanced degrees |
|----------------------|--|--|--|--|
| Alabama | <input type="checkbox"/> | <input type="checkbox"/> | <input type="checkbox"/> | <input checked="" type="checkbox"/> |
| Alaska | <input type="checkbox"/> | <input type="checkbox"/> | <input checked="" type="checkbox"/> | <input type="checkbox"/> |
| Arizona | <input type="checkbox"/> | <input type="checkbox"/> | <input checked="" type="checkbox"/> | <input type="checkbox"/> |
| Arkansas | <input type="checkbox"/> | <input type="checkbox"/> | <input type="checkbox"/> | <input checked="" type="checkbox"/> |
| California | <input type="checkbox"/> | <input type="checkbox"/> | <input checked="" type="checkbox"/> | <input type="checkbox"/> |
| Colorado | <input type="checkbox"/> | <input type="checkbox"/> | <input checked="" type="checkbox"/> | <input type="checkbox"/> |
| Connecticut | <input type="checkbox"/> | <input type="checkbox"/> | <input checked="" type="checkbox"/> | <input type="checkbox"/> |
| Delaware | <input type="checkbox"/> | <input type="checkbox"/> | <input type="checkbox"/> | <input checked="" type="checkbox"/> |
| District of Columbia | <input type="checkbox"/> | <input type="checkbox"/> | <input checked="" type="checkbox"/> | <input type="checkbox"/> |
| Florida | <input checked="" type="checkbox"/> | <input type="checkbox"/> | <input type="checkbox"/> | <input type="checkbox"/> |
| Georgia | <input type="checkbox"/> | <input type="checkbox"/> | <input type="checkbox"/> | <input checked="" type="checkbox"/> |
| HAWAII | <input type="checkbox"/> | <input type="checkbox"/> | <input type="checkbox"/> | <input checked="" type="checkbox"/> |
| Idaho | <input type="checkbox"/> | <input type="checkbox"/> | <input type="checkbox"/> | <input checked="" type="checkbox"/> |
| Illinois | <input type="checkbox"/> | <input type="checkbox"/> | <input type="checkbox"/> | <input checked="" type="checkbox"/> |
| Indiana | <input checked="" type="checkbox"/> | <input type="checkbox"/> | <input type="checkbox"/> | <input type="checkbox"/> |
| Iowa | <input type="checkbox"/> | <input type="checkbox"/> | <input checked="" type="checkbox"/> | <input type="checkbox"/> |
| Kansas | <input type="checkbox"/> | <input type="checkbox"/> | <input checked="" type="checkbox"/> | <input type="checkbox"/> |
| Kentucky | <input type="checkbox"/> | <input type="checkbox"/> | <input type="checkbox"/> | <input checked="" type="checkbox"/> |
| Louisiana | <input type="checkbox"/> | <input checked="" type="checkbox"/> ¹ | <input type="checkbox"/> | <input type="checkbox"/> |
| Maine | <input type="checkbox"/> | <input type="checkbox"/> | <input checked="" type="checkbox"/> | <input type="checkbox"/> |
| Maryland | <input type="checkbox"/> | <input type="checkbox"/> | <input checked="" type="checkbox"/> | <input type="checkbox"/> |
| Massachusetts | <input type="checkbox"/> | <input type="checkbox"/> | <input checked="" type="checkbox"/> | <input type="checkbox"/> |
| Michigan | <input type="checkbox"/> | <input type="checkbox"/> | <input checked="" type="checkbox"/> | <input type="checkbox"/> |
| Minnesota | <input type="checkbox"/> | <input type="checkbox"/> | <input checked="" type="checkbox"/> ² | <input type="checkbox"/> |
| Mississippi | <input type="checkbox"/> | <input type="checkbox"/> | <input type="checkbox"/> | <input checked="" type="checkbox"/> |
| Missouri | <input type="checkbox"/> | <input type="checkbox"/> | <input checked="" type="checkbox"/> | <input type="checkbox"/> |
| Montana | <input type="checkbox"/> | <input type="checkbox"/> | <input checked="" type="checkbox"/> | <input type="checkbox"/> |
| Nebraska | <input type="checkbox"/> | <input type="checkbox"/> | <input checked="" type="checkbox"/> | <input type="checkbox"/> |
| Nevada | <input type="checkbox"/> | <input type="checkbox"/> | <input checked="" type="checkbox"/> | <input type="checkbox"/> |
| New Hampshire | <input type="checkbox"/> | <input type="checkbox"/> | <input checked="" type="checkbox"/> | <input type="checkbox"/> |
| New Jersey | <input type="checkbox"/> | <input type="checkbox"/> | <input checked="" type="checkbox"/> | <input type="checkbox"/> |
| New Mexico | <input type="checkbox"/> | <input type="checkbox"/> | <input checked="" type="checkbox"/> | <input type="checkbox"/> |
| New York | <input type="checkbox"/> | <input type="checkbox"/> | <input checked="" type="checkbox"/> | <input type="checkbox"/> |
| North Carolina | <input type="checkbox"/> | <input checked="" type="checkbox"/> ³ | <input type="checkbox"/> | <input type="checkbox"/> |
| North Dakota | <input type="checkbox"/> | <input type="checkbox"/> | <input checked="" type="checkbox"/> | <input type="checkbox"/> |
| Ohio | <input type="checkbox"/> | <input type="checkbox"/> | <input type="checkbox"/> | <input checked="" type="checkbox"/> |
| Oklahoma | <input type="checkbox"/> | <input type="checkbox"/> | <input type="checkbox"/> | <input checked="" type="checkbox"/> |
| Oregon | <input type="checkbox"/> | <input type="checkbox"/> | <input checked="" type="checkbox"/> | <input type="checkbox"/> |
| Pennsylvania | <input type="checkbox"/> | <input type="checkbox"/> | <input checked="" type="checkbox"/> | <input type="checkbox"/> |
| Rhode Island | <input type="checkbox"/> | <input type="checkbox"/> | <input checked="" type="checkbox"/> ⁴ | <input type="checkbox"/> |
| South Carolina | <input type="checkbox"/> | <input type="checkbox"/> | <input type="checkbox"/> | <input checked="" type="checkbox"/> |
| South Dakota | <input type="checkbox"/> | <input type="checkbox"/> | <input checked="" type="checkbox"/> | <input type="checkbox"/> |
| Tennessee | <input type="checkbox"/> | <input type="checkbox"/> | <input type="checkbox"/> | <input checked="" type="checkbox"/> |
| Texas | <input type="checkbox"/> | <input type="checkbox"/> | <input checked="" type="checkbox"/> ⁵ | <input type="checkbox"/> |
| Utah | <input checked="" type="checkbox"/> | <input type="checkbox"/> | <input type="checkbox"/> | <input type="checkbox"/> |
| Vermont | <input type="checkbox"/> | <input type="checkbox"/> | <input checked="" type="checkbox"/> | <input type="checkbox"/> |
| Virginia | <input type="checkbox"/> | <input type="checkbox"/> | <input checked="" type="checkbox"/> | <input type="checkbox"/> |
| Washington | <input type="checkbox"/> | <input type="checkbox"/> | <input type="checkbox"/> | <input checked="" type="checkbox"/> |
| West Virginia | <input type="checkbox"/> | <input type="checkbox"/> | <input type="checkbox"/> | <input checked="" type="checkbox"/> |
| Wisconsin | <input type="checkbox"/> | <input type="checkbox"/> | <input checked="" type="checkbox"/> | <input type="checkbox"/> |
| Wyoming | <input type="checkbox"/> | <input type="checkbox"/> | <input checked="" type="checkbox"/> | <input type="checkbox"/> |
| | 3 | 2 | 31 | 15 |

Figure 35

Do states provide incentives to teach in high-need schools or shortage subject areas?

| | HIGH-NEED SCHOOLS | | SHORTAGE SUBJECT AREAS | | No support |
|----------------------|--|-------------------------------------|-------------------------------------|-------------------------------------|--|
| | DIFFERENTIAL PAY | Loan forgiveness | DIFFERENTIAL PAY | Loan forgiveness | |
| Alabama | <input type="checkbox"/> | <input type="checkbox"/> | <input type="checkbox"/> | <input type="checkbox"/> | <input checked="" type="checkbox"/> |
| Alaska | <input type="checkbox"/> | <input type="checkbox"/> | <input type="checkbox"/> | <input type="checkbox"/> | <input checked="" type="checkbox"/> |
| Arizona | <input type="checkbox"/> | <input type="checkbox"/> | <input type="checkbox"/> | <input type="checkbox"/> | <input checked="" type="checkbox"/> |
| Arkansas | <input checked="" type="checkbox"/> | <input type="checkbox"/> | <input checked="" type="checkbox"/> | <input type="checkbox"/> | <input type="checkbox"/> |
| California | <input checked="" type="checkbox"/> | <input type="checkbox"/> | <input checked="" type="checkbox"/> | <input type="checkbox"/> | <input type="checkbox"/> |
| Colorado | <input checked="" type="checkbox"/> | <input checked="" type="checkbox"/> | <input type="checkbox"/> | <input checked="" type="checkbox"/> | <input type="checkbox"/> |
| Connecticut | <input type="checkbox"/> | <input type="checkbox"/> | <input type="checkbox"/> | <input type="checkbox"/> | <input checked="" type="checkbox"/> |
| Delaware | <input checked="" type="checkbox"/> | <input type="checkbox"/> | <input type="checkbox"/> | <input type="checkbox"/> | <input type="checkbox"/> |
| District of Columbia | <input type="checkbox"/> | <input type="checkbox"/> | <input type="checkbox"/> | <input type="checkbox"/> | <input checked="" type="checkbox"/> |
| Florida | <input checked="" type="checkbox"/> | <input type="checkbox"/> | <input checked="" type="checkbox"/> | <input type="checkbox"/> | <input type="checkbox"/> |
| Georgia | <input checked="" type="checkbox"/> | <input type="checkbox"/> | <input checked="" type="checkbox"/> | <input type="checkbox"/> | <input type="checkbox"/> |
| HAWAII | <input checked="" type="checkbox"/> | <input type="checkbox"/> | <input type="checkbox"/> | <input type="checkbox"/> | <input type="checkbox"/> |
| Idaho | <input type="checkbox"/> | <input type="checkbox"/> | <input type="checkbox"/> | <input type="checkbox"/> | <input checked="" type="checkbox"/> |
| Illinois | <input type="checkbox"/> | <input checked="" type="checkbox"/> | <input type="checkbox"/> | <input checked="" type="checkbox"/> | <input type="checkbox"/> |
| Indiana | <input type="checkbox"/> | <input type="checkbox"/> | <input type="checkbox"/> | <input type="checkbox"/> | <input checked="" type="checkbox"/> |
| Iowa | <input type="checkbox"/> | <input type="checkbox"/> | <input type="checkbox"/> | <input type="checkbox"/> | <input checked="" type="checkbox"/> ¹ |
| Kansas | <input type="checkbox"/> | <input type="checkbox"/> | <input type="checkbox"/> | <input type="checkbox"/> | <input checked="" type="checkbox"/> |
| Kentucky | <input checked="" type="checkbox"/> | <input type="checkbox"/> | <input checked="" type="checkbox"/> | <input type="checkbox"/> | <input type="checkbox"/> |
| Louisiana | <input checked="" type="checkbox"/> | <input type="checkbox"/> | <input checked="" type="checkbox"/> | <input type="checkbox"/> | <input type="checkbox"/> |
| Maine | <input type="checkbox"/> | <input type="checkbox"/> | <input type="checkbox"/> | <input type="checkbox"/> | <input checked="" type="checkbox"/> |
| Maryland | <input checked="" type="checkbox"/> ² | <input type="checkbox"/> | <input type="checkbox"/> | <input type="checkbox"/> | <input type="checkbox"/> |
| Massachusetts | <input type="checkbox"/> | <input type="checkbox"/> | <input type="checkbox"/> | <input type="checkbox"/> | <input checked="" type="checkbox"/> |
| Michigan | <input type="checkbox"/> | <input type="checkbox"/> | <input type="checkbox"/> | <input type="checkbox"/> | <input checked="" type="checkbox"/> |
| Minnesota | <input type="checkbox"/> | <input type="checkbox"/> | <input type="checkbox"/> | <input type="checkbox"/> | <input checked="" type="checkbox"/> |
| Mississippi | <input type="checkbox"/> | <input checked="" type="checkbox"/> | <input type="checkbox"/> | <input checked="" type="checkbox"/> | <input type="checkbox"/> |
| Missouri | <input type="checkbox"/> | <input type="checkbox"/> | <input type="checkbox"/> | <input type="checkbox"/> | <input checked="" type="checkbox"/> |
| Montana | <input type="checkbox"/> | <input checked="" type="checkbox"/> | <input type="checkbox"/> | <input checked="" type="checkbox"/> | <input type="checkbox"/> |
| Nebraska | <input type="checkbox"/> | <input checked="" type="checkbox"/> | <input type="checkbox"/> | <input checked="" type="checkbox"/> | <input type="checkbox"/> |
| Nevada | <input checked="" type="checkbox"/> | <input type="checkbox"/> | <input checked="" type="checkbox"/> | <input type="checkbox"/> | <input type="checkbox"/> |
| New Hampshire | <input type="checkbox"/> | <input type="checkbox"/> | <input type="checkbox"/> | <input type="checkbox"/> | <input checked="" type="checkbox"/> |
| New Jersey | <input type="checkbox"/> | <input type="checkbox"/> | <input type="checkbox"/> | <input type="checkbox"/> | <input checked="" type="checkbox"/> |
| New Mexico | <input checked="" type="checkbox"/> | <input type="checkbox"/> | <input checked="" type="checkbox"/> | <input type="checkbox"/> | <input type="checkbox"/> |
| New York | <input checked="" type="checkbox"/> | <input type="checkbox"/> | <input checked="" type="checkbox"/> | <input type="checkbox"/> | <input type="checkbox"/> |
| North Carolina | <input type="checkbox"/> | <input type="checkbox"/> | <input type="checkbox"/> | <input type="checkbox"/> | <input checked="" type="checkbox"/> |
| North Dakota | <input type="checkbox"/> | <input type="checkbox"/> | <input type="checkbox"/> | <input type="checkbox"/> | <input checked="" type="checkbox"/> |
| Ohio | <input checked="" type="checkbox"/> | <input type="checkbox"/> | <input checked="" type="checkbox"/> | <input type="checkbox"/> | <input type="checkbox"/> |
| Oklahoma | <input checked="" type="checkbox"/> | <input type="checkbox"/> | <input checked="" type="checkbox"/> | <input checked="" type="checkbox"/> | <input type="checkbox"/> |
| Oregon | <input type="checkbox"/> | <input checked="" type="checkbox"/> | <input type="checkbox"/> | <input checked="" type="checkbox"/> | <input type="checkbox"/> |
| Pennsylvania | <input type="checkbox"/> | <input checked="" type="checkbox"/> | <input type="checkbox"/> | <input type="checkbox"/> | <input type="checkbox"/> |
| Rhode Island | <input type="checkbox"/> | <input type="checkbox"/> | <input type="checkbox"/> | <input type="checkbox"/> | <input checked="" type="checkbox"/> |
| South Carolina | <input type="checkbox"/> | <input checked="" type="checkbox"/> | <input type="checkbox"/> | <input checked="" type="checkbox"/> | <input type="checkbox"/> |
| South Dakota | <input type="checkbox"/> | <input type="checkbox"/> | <input type="checkbox"/> | <input type="checkbox"/> | <input checked="" type="checkbox"/> ³ |
| Tennessee | <input checked="" type="checkbox"/> | <input type="checkbox"/> | <input checked="" type="checkbox"/> | <input type="checkbox"/> | <input type="checkbox"/> |
| Texas | <input checked="" type="checkbox"/> | <input type="checkbox"/> | <input type="checkbox"/> | <input type="checkbox"/> | <input type="checkbox"/> |
| Utah | <input type="checkbox"/> | <input type="checkbox"/> | <input checked="" type="checkbox"/> | <input type="checkbox"/> | <input type="checkbox"/> |
| Vermont | <input type="checkbox"/> | <input type="checkbox"/> | <input type="checkbox"/> | <input checked="" type="checkbox"/> | <input type="checkbox"/> |
| Virginia | <input checked="" type="checkbox"/> | <input type="checkbox"/> | <input checked="" type="checkbox"/> | <input checked="" type="checkbox"/> | <input type="checkbox"/> |
| Washington | <input checked="" type="checkbox"/> | <input type="checkbox"/> | <input checked="" type="checkbox"/> | <input checked="" type="checkbox"/> | <input type="checkbox"/> |
| West Virginia | <input checked="" type="checkbox"/> | <input checked="" type="checkbox"/> | <input type="checkbox"/> | <input checked="" type="checkbox"/> | <input type="checkbox"/> |
| Wisconsin | <input checked="" type="checkbox"/> | <input type="checkbox"/> | <input type="checkbox"/> | <input type="checkbox"/> | <input type="checkbox"/> |
| Wyoming | <input checked="" type="checkbox"/> | <input type="checkbox"/> | <input type="checkbox"/> | <input type="checkbox"/> | <input type="checkbox"/> |
| | 22 | 9 | 15 | 12 | 20 |

1. Iowa provides state assistance to supplement salaries of teachers in high-need schools.

2. Maryland offers tuition reimbursement for teacher retraining in specified shortage subject areas and offers a stipend for alternate route candidates teaching in shortage subject areas.

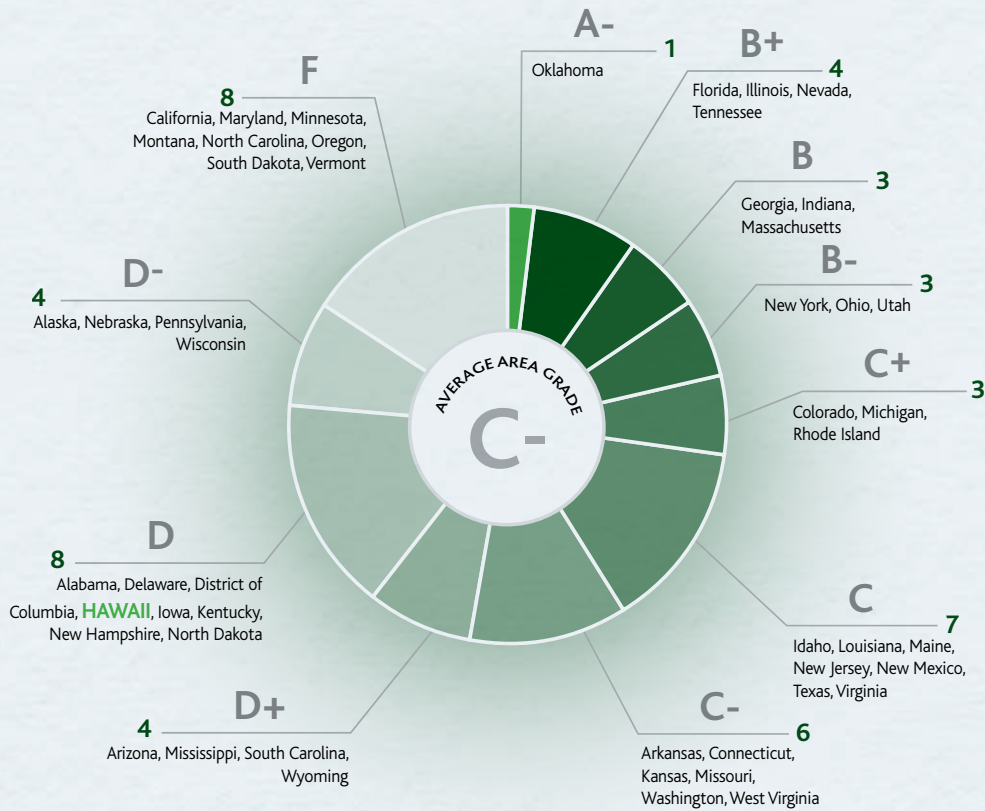
3. South Dakota offers scholarships to teachers in high-need schools.

Area 5 Summary



How States are Faring in Exiting Ineffective Teachers

State Area Grades



Topics Included In This Area

- Extended Emergency Licenses
- Dismissal for Poor Performance
- Reductions in Force

For more information about HAWAII and other states' extended emergency license policies, including full narrative analyses, recommendations and state responses, see <http://nctq.org/StatePolicyDashboard>

Extended Emergency Licenses

HAWAII Ratings

Emergency Licenses

Teachers who have not met licensure requirements may not continue teaching.



Fully meets
 Nearly meets
 Partially meets
 Meets only a small part
 Does not meet

Progress increased since 2013

Lost ground since 2013

HAWAII Snapshot Extended Emergency Licenses



No

Teachers are not granted a license if they do not pass all required subject-matter tests.



No

If emergency licenses are offered, teachers are given no longer than one year to pass all subject-matter tests.

HAWAII Extended Emergency License Characteristics

| | |
|----------------------|--|
| Emergency License | Emergency hire credential |
| Minimum Requirements | Emergency hire credential requires bachelor's degree and active pursuit of a license |
| Duration | 1 year |
| Renewal Requirements | Unclear but appears to be renewable at least two times |

RECOMMENDATIONS TO IMPROVE EXTENDED EMERGENCY LICENSE POLICIES IN HAWAII

- **Ensure that all teachers pass required subject-matter licensing tests before they enter the classroom.**

All students are entitled to teachers who know the subject matter they are teaching. Permitting individuals who have not yet passed state licensing tests to teach neglects the needs of students, instead extending personal consideration to adults who may not be able to meet minimal state standards.

- **Limit exceptions to one year.**

Incorporate informational text of increasing complexity into classroom instruction.

Examples of Best Practice

Mississippi, New Jersey and **Rhode Island** require all new teachers to pass all required subject-matter tests as a condition of initial licensure.

SUMMARY OF EXTENDED EMERGENCY LICENSES FIGURES

- **Figure 36** Time to pass licensure tests

Other extended emergency licenses figures available in the *Yearbook National Summary* at <http://www.nctq.org/2015NationalYearbook>

- Emergency licenses (p. 127)

For more information about HAWAII's extended emergency licenses policies, including detailed recommendations, full narrative analysis and state response, see <http://nctq.org/StatePolicyDashboard>

Figure 36

How long can new teachers practice without passing licensing tests?

| | NO DEFERRAL | Up to 1 year | Up to 2 years | 3 years or more (or unspecified) |
|----------------------|--|--|-------------------------------------|--|
| Alabama | <input type="checkbox"/> | <input checked="" type="checkbox"/> | <input type="checkbox"/> | <input type="checkbox"/> |
| Alaska | <input type="checkbox"/> | <input type="checkbox"/> | <input type="checkbox"/> | <input checked="" type="checkbox"/> |
| Arizona | <input type="checkbox"/> | <input type="checkbox"/> | <input type="checkbox"/> | <input checked="" type="checkbox"/> |
| Arkansas | <input type="checkbox"/> | <input checked="" type="checkbox"/> | <input type="checkbox"/> | <input type="checkbox"/> |
| California | <input type="checkbox"/> | <input type="checkbox"/> | <input checked="" type="checkbox"/> | <input type="checkbox"/> |
| Colorado | <input type="checkbox"/> | <input type="checkbox"/> | <input checked="" type="checkbox"/> | <input type="checkbox"/> |
| Connecticut | <input type="checkbox"/> | <input checked="" type="checkbox"/> | <input type="checkbox"/> | <input type="checkbox"/> |
| Delaware | <input type="checkbox"/> | <input type="checkbox"/> | <input type="checkbox"/> | <input checked="" type="checkbox"/> |
| District of Columbia | <input type="checkbox"/> | <input checked="" type="checkbox"/> | <input type="checkbox"/> | <input type="checkbox"/> |
| Florida | <input type="checkbox"/> | <input checked="" type="checkbox"/> ¹ | <input type="checkbox"/> | <input type="checkbox"/> |
| Georgia | <input type="checkbox"/> | <input checked="" type="checkbox"/> | <input type="checkbox"/> | <input type="checkbox"/> |
| HAWAII | <input type="checkbox"/> | <input type="checkbox"/> | <input type="checkbox"/> | <input checked="" type="checkbox"/> |
| Idaho | <input checked="" type="checkbox"/> ² | <input type="checkbox"/> | <input type="checkbox"/> | <input type="checkbox"/> |
| Illinois | <input type="checkbox"/> | <input checked="" type="checkbox"/> | <input type="checkbox"/> | <input type="checkbox"/> |
| Indiana | <input type="checkbox"/> | <input type="checkbox"/> | <input type="checkbox"/> | <input checked="" type="checkbox"/> |
| Iowa | <input type="checkbox"/> | <input checked="" type="checkbox"/> | <input type="checkbox"/> | <input type="checkbox"/> |
| Kansas | <input type="checkbox"/> | <input checked="" type="checkbox"/> | <input type="checkbox"/> | <input type="checkbox"/> |
| Kentucky | <input type="checkbox"/> | <input checked="" type="checkbox"/> | <input type="checkbox"/> | <input type="checkbox"/> |
| Louisiana | <input type="checkbox"/> | <input type="checkbox"/> | <input type="checkbox"/> | <input checked="" type="checkbox"/> |
| Maine | <input type="checkbox"/> | <input type="checkbox"/> | <input type="checkbox"/> | <input checked="" type="checkbox"/> |
| Maryland | <input type="checkbox"/> | <input type="checkbox"/> | <input checked="" type="checkbox"/> | <input type="checkbox"/> |
| Massachusetts | <input type="checkbox"/> | <input checked="" type="checkbox"/> | <input type="checkbox"/> | <input type="checkbox"/> |
| Michigan | <input type="checkbox"/> | <input type="checkbox"/> | <input type="checkbox"/> | <input checked="" type="checkbox"/> |
| Minnesota | <input type="checkbox"/> | <input type="checkbox"/> | <input type="checkbox"/> | <input checked="" type="checkbox"/> |
| Mississippi | <input checked="" type="checkbox"/> | <input type="checkbox"/> | <input type="checkbox"/> | <input type="checkbox"/> |
| Missouri | <input type="checkbox"/> | <input type="checkbox"/> | <input type="checkbox"/> | <input checked="" type="checkbox"/> |
| Montana | <input type="checkbox"/> | <input type="checkbox"/> | <input type="checkbox"/> | <input checked="" type="checkbox"/> |
| Nebraska | <input type="checkbox"/> | <input checked="" type="checkbox"/> | <input type="checkbox"/> | <input type="checkbox"/> |
| Nevada | <input checked="" type="checkbox"/> | <input type="checkbox"/> | <input type="checkbox"/> | <input type="checkbox"/> |
| New Hampshire | <input type="checkbox"/> | <input type="checkbox"/> | <input type="checkbox"/> | <input checked="" type="checkbox"/> |
| New Jersey | <input checked="" type="checkbox"/> | <input type="checkbox"/> | <input type="checkbox"/> | <input type="checkbox"/> |
| New Mexico | <input checked="" type="checkbox"/> | <input type="checkbox"/> | <input type="checkbox"/> | <input type="checkbox"/> |
| New York | <input checked="" type="checkbox"/> | <input type="checkbox"/> | <input type="checkbox"/> | <input type="checkbox"/> |
| North Carolina | <input type="checkbox"/> | <input type="checkbox"/> | <input type="checkbox"/> | <input checked="" type="checkbox"/> |
| North Dakota | <input type="checkbox"/> | <input checked="" type="checkbox"/> | <input type="checkbox"/> | <input type="checkbox"/> |
| Ohio | <input type="checkbox"/> | <input checked="" type="checkbox"/> | <input type="checkbox"/> | <input type="checkbox"/> |
| Oklahoma | <input type="checkbox"/> | <input checked="" type="checkbox"/> | <input type="checkbox"/> | <input type="checkbox"/> |
| Oregon | <input type="checkbox"/> | <input type="checkbox"/> | <input type="checkbox"/> | <input checked="" type="checkbox"/> |
| Pennsylvania | <input type="checkbox"/> | <input type="checkbox"/> | <input type="checkbox"/> | <input checked="" type="checkbox"/> |
| Rhode Island | <input checked="" type="checkbox"/> | <input type="checkbox"/> | <input type="checkbox"/> | <input type="checkbox"/> |
| South Carolina | <input checked="" type="checkbox"/> | <input type="checkbox"/> | <input type="checkbox"/> | <input type="checkbox"/> |
| South Dakota | <input type="checkbox"/> | <input type="checkbox"/> | <input checked="" type="checkbox"/> | <input type="checkbox"/> |
| Tennessee | <input type="checkbox"/> | <input type="checkbox"/> | <input type="checkbox"/> | <input checked="" type="checkbox"/> ³ |
| Texas | <input type="checkbox"/> | <input checked="" type="checkbox"/> | <input type="checkbox"/> | <input type="checkbox"/> |
| Utah | <input type="checkbox"/> | <input checked="" type="checkbox"/> | <input type="checkbox"/> | <input type="checkbox"/> |
| Vermont | <input type="checkbox"/> | <input type="checkbox"/> | <input checked="" type="checkbox"/> | <input type="checkbox"/> |
| Virginia | <input type="checkbox"/> | <input type="checkbox"/> | <input type="checkbox"/> | <input checked="" type="checkbox"/> |
| Washington | <input type="checkbox"/> | <input type="checkbox"/> | <input checked="" type="checkbox"/> | <input type="checkbox"/> |
| West Virginia | <input checked="" type="checkbox"/> ² | <input type="checkbox"/> | <input type="checkbox"/> | <input type="checkbox"/> |
| Wisconsin | <input type="checkbox"/> | <input type="checkbox"/> | <input type="checkbox"/> | <input checked="" type="checkbox"/> |
| Wyoming | <input type="checkbox"/> | <input checked="" type="checkbox"/> | <input type="checkbox"/> | <input type="checkbox"/> |
| | 9 | 18 | 6 | 18 |

1. Teachers can have up to two additional years to pass licensing tests in the event of "extraordinary extenuating circumstances."

2. Out-of-state teachers can teach on a non-renewable license until all requirements are met.

3. Tennessee does not offer emergency licenses but candidates for initial practitioner license have three years to pass licensure tests.

4. Permits can be extended without passing licensing tests if districts receive hardship approval.

For more information about HAWAII and other states' dismissal policies, including full narrative analyses, recommendations and state responses, see <http://nctq.org/StatePolicyDashboard>

Dismissal for Poor Performance

HAWAII Ratings

Dismissal

Ineffective classroom performance is grounds for dismissal and the process for terminating ineffective teachers is expedient and fair to all parties.



Fully meets
 Nearly meets
 Partially meets
 Meets only a small part
 Does not meet

Progress increased since 2013

Lost ground since 2013



HAWAII Snapshot Dismissal



Yes

Teacher ineffectiveness is grounds for dismissal.



No

Terminated teachers have one opportunity to appeal.



No

Appeals process occurs within a reasonable timeframe.



Yes

The due process rights of teachers dismissed for ineffective performance are different from those facing license revocation.

HAWAII Dismissal Characteristics

| | |
|--------------------------------|---|
| Dismissal for Ineffectiveness | Any teacher given an unsatisfactory rating must be dismissed. Those rated as marginal who do not improve to effective after assistance must be dismissed. |
| Due Process Rights of Teachers | Due process for dismissal for unsatisfactory performance distinguished from that for those facing other charges commonly associated with license revocation such as a felony and/or morality violations. |
| Length of Appeals Process | Multiple opportunities to appeal: After notice, the teacher has 20 days to file a grievance with the Superintendent, a meeting must be held within five days. A decision is delivered within five days. The teacher may file an appeal with a Performance Judge within 10 days, and the judge must be selected within 20 days. While the Performance Judge has 30 days to issue a decision after the case is heard, no time frame is specified for the hearing. The decision of the Performance Judge is final and binding. |

RECOMMENDATIONS TO IMPROVE DISMISSAL POLICIES IN HAWAII

- Ensure that the appeals process occurs within a reasonable time frame.

Hawaii is encouraged to establish more time-sensitive parameters for its appeals process, as it is in the best interest of both teacher and school system to reach a conclusion within a reasonable time frame.

Examples of Best Practice

New York now allows charges of incompetence against any teacher who receives two consecutive ineffective ratings; charges must be brought against any teacher who receives three consecutive ineffective ratings. Due process rights for teachers dismissed for ineffective performance are distinguishable from those facing other charges, and an expedited hearing is required. For teachers who have received three consecutive ineffective ratings, that timeline must not be longer than 30 days.

SUMMARY OF DISMISSAL FIGURES

- **Figure 37** Dismissal due to ineffectiveness

Other dismissal figures available in the *Yearbook National Summary* at <http://www.nctq.org/2015NationalYearbook>

- Dismissal appeals (p. 130)

For more information about HAWAII's dismissal policies, including detailed recommendations, full narrative analysis and state response, see <http://nctq.org/StatePolicyDashboard>

Figure 37

Do states articulate that ineffectiveness is grounds for dismissal?

YES, THROUGH
DISMISSAL AND/OR
EVALUATION POLICY

No

| | YES, THROUGH DISMISSAL AND/OR EVALUATION POLICY | No |
|----------------------|---|--|
| Alabama | <input type="checkbox"/> | <input checked="" type="checkbox"/> |
| Alaska | <input checked="" type="checkbox"/> | <input type="checkbox"/> |
| Arizona | <input checked="" type="checkbox"/> | <input type="checkbox"/> |
| Arkansas | <input checked="" type="checkbox"/> | <input type="checkbox"/> |
| California | <input type="checkbox"/> | <input checked="" type="checkbox"/> |
| Colorado | <input checked="" type="checkbox"/> | <input type="checkbox"/> |
| Connecticut | <input checked="" type="checkbox"/> | <input type="checkbox"/> |
| Delaware | <input checked="" type="checkbox"/> | <input type="checkbox"/> |
| District of Columbia | <input type="checkbox"/> | <input checked="" type="checkbox"/> |
| Florida | <input checked="" type="checkbox"/> | <input type="checkbox"/> |
| Georgia | <input checked="" type="checkbox"/> | <input type="checkbox"/> |
| HAWAII | <input checked="" type="checkbox"/> | <input type="checkbox"/> |
| Idaho | <input checked="" type="checkbox"/> | <input type="checkbox"/> |
| Illinois | <input checked="" type="checkbox"/> | <input type="checkbox"/> |
| Indiana | <input checked="" type="checkbox"/> | <input type="checkbox"/> |
| Iowa | <input type="checkbox"/> | <input checked="" type="checkbox"/> |
| Kansas | <input type="checkbox"/> | <input checked="" type="checkbox"/> ¹ |
| Kentucky | <input type="checkbox"/> | <input checked="" type="checkbox"/> |
| Louisiana | <input checked="" type="checkbox"/> | <input type="checkbox"/> |
| Maine | <input checked="" type="checkbox"/> | <input type="checkbox"/> |
| Maryland | <input type="checkbox"/> | <input checked="" type="checkbox"/> |
| Massachusetts | <input checked="" type="checkbox"/> | <input type="checkbox"/> |
| Michigan | <input checked="" type="checkbox"/> | <input type="checkbox"/> |
| Minnesota | <input type="checkbox"/> | <input checked="" type="checkbox"/> |
| Mississippi | <input type="checkbox"/> | <input checked="" type="checkbox"/> |
| Missouri | <input type="checkbox"/> | <input checked="" type="checkbox"/> |
| Montana | <input type="checkbox"/> | <input checked="" type="checkbox"/> |
| Nebraska | <input type="checkbox"/> | <input checked="" type="checkbox"/> |
| Nevada | <input type="checkbox"/> | <input checked="" type="checkbox"/> ² |
| New Hampshire | <input type="checkbox"/> | <input checked="" type="checkbox"/> |
| New Jersey | <input checked="" type="checkbox"/> | <input type="checkbox"/> |
| New Mexico | <input checked="" type="checkbox"/> | <input type="checkbox"/> |
| New York | <input checked="" type="checkbox"/> | <input type="checkbox"/> |
| North Carolina | <input checked="" type="checkbox"/> | <input type="checkbox"/> |
| North Dakota | <input type="checkbox"/> | <input checked="" type="checkbox"/> |
| Ohio | <input checked="" type="checkbox"/> | <input type="checkbox"/> |
| Oklahoma | <input checked="" type="checkbox"/> | <input type="checkbox"/> |
| Oregon | <input type="checkbox"/> | <input checked="" type="checkbox"/> |
| Pennsylvania | <input checked="" type="checkbox"/> | <input type="checkbox"/> |
| Rhode Island | <input type="checkbox"/> | <input checked="" type="checkbox"/> |
| South Carolina | <input type="checkbox"/> | <input checked="" type="checkbox"/> |
| South Dakota | <input type="checkbox"/> | <input checked="" type="checkbox"/> |
| Tennessee | <input checked="" type="checkbox"/> | <input type="checkbox"/> |
| Texas | <input type="checkbox"/> | <input checked="" type="checkbox"/> |
| Utah | <input type="checkbox"/> | <input checked="" type="checkbox"/> |
| Vermont | <input type="checkbox"/> | <input checked="" type="checkbox"/> |
| Virginia | <input checked="" type="checkbox"/> | <input type="checkbox"/> |
| Washington | <input checked="" type="checkbox"/> | <input type="checkbox"/> |
| West Virginia | <input checked="" type="checkbox"/> | <input type="checkbox"/> |
| Wisconsin | <input type="checkbox"/> | <input checked="" type="checkbox"/> |
| Wyoming | <input checked="" type="checkbox"/> | <input type="checkbox"/> |

28

23

1. Kansas has repealed the law that gave tenured teachers who faced dismissal the right to an independent review of their cases.

2. In Nevada, a teacher reverts to probationary status after two consecutive unsatisfactory evaluations, but the state does not articulate that ineffectiveness is grounds for dismissal.

For more information about HAWAII and other states' reductions in force policies, including full narrative analyses, recommendations and state responses, see <http://nctq.org/StatePolicyDashboard>

Reductions in Force

HAWAII Ratings

Reductions in Force

Districts must consider classroom performance as a factor in determining which teachers are laid off when a reduction in force is necessary.




Fully meets
 Nearly meets
 Partially meets
 Meets only a small part
 Does not meet

Progress increased since 2013
 Lost ground since 2013



HAWAII Snapshot Reductions in Force



No

Classroom performance must be considered when determining which teachers are laid off during reductions in force.



No

Seniority cannot be the only/primary factor used to determine which teachers are laid off.

HAWAII Reductions in Force Characteristics

| | |
|----------------------------|----------------------------|
| Use of Teacher Performance | Performance not considered |
| Use of Seniority | Sole criterion |
| Other Factors | None |

RECOMMENDATIONS TO IMPROVE REDUCTIONS IN FORCE POLICIES IN HAWAII

- Consider performance in determining which teachers are laid off during reductions in force.

Although it may be useful to consider seniority among other criteria, Hawaii's current policy puts adult interests before student needs by not considering teacher effectiveness.

Examples of Best Practice

Colorado and **Florida** specify that in determining which teachers to lay off during a reduction in force, classroom performance is the top criterion. These states also articulate that seniority can only be considered after a teacher's performance is taken into account.

SUMMARY OF REDUCTIONS IN FORCE FIGURES

- **Figure 38** Layoff criteria

Other reductions in force figures available in the Yearbook National Summary at <http://www.nctq.org/2015NationalYearbook>

- Performance in layoffs (p. 132)
- Emphasis on seniority in layoffs (p. 133)

For more information about HAWAII's reductions in force policies, including detailed recommendations, full narrative analysis and state response, see <http://nctq.org/StatePolicyDashboard>

Figure 38

Do states prevent districts from basing layoffs solely on "last in, first out"?

PERFORMANCE MUST BE CONSIDERED
 SENIORITY CANNOT BE THE ONLY FACTOR

| | PERFORMANCE MUST BE CONSIDERED | SENIORITY CANNOT BE THE ONLY FACTOR |
|----------------------|-------------------------------------|-------------------------------------|
| Alabama | <input type="checkbox"/> | <input type="checkbox"/> |
| Alaska | <input type="checkbox"/> | <input type="checkbox"/> |
| Arizona | <input type="checkbox"/> | <input checked="" type="checkbox"/> |
| Arkansas | <input type="checkbox"/> | <input type="checkbox"/> |
| California | <input type="checkbox"/> | <input type="checkbox"/> |
| Colorado | <input checked="" type="checkbox"/> | <input checked="" type="checkbox"/> |
| Connecticut | <input type="checkbox"/> | <input type="checkbox"/> |
| Delaware | <input type="checkbox"/> | <input type="checkbox"/> |
| District of Columbia | <input type="checkbox"/> | <input type="checkbox"/> |
| Florida | <input checked="" type="checkbox"/> | <input checked="" type="checkbox"/> |
| Georgia | <input checked="" type="checkbox"/> | <input checked="" type="checkbox"/> |
| HAWAII | <input type="checkbox"/> | <input type="checkbox"/> |
| Idaho | <input type="checkbox"/> | <input checked="" type="checkbox"/> |
| Illinois | <input checked="" type="checkbox"/> | <input checked="" type="checkbox"/> |
| Indiana | <input checked="" type="checkbox"/> | <input checked="" type="checkbox"/> |
| Iowa | <input type="checkbox"/> | <input type="checkbox"/> |
| Kansas | <input type="checkbox"/> | <input type="checkbox"/> |
| Kentucky | <input type="checkbox"/> | <input type="checkbox"/> |
| Louisiana | <input checked="" type="checkbox"/> | <input checked="" type="checkbox"/> |
| Maine | <input checked="" type="checkbox"/> | <input checked="" type="checkbox"/> |
| Maryland | <input type="checkbox"/> | <input type="checkbox"/> |
| Massachusetts | <input checked="" type="checkbox"/> | <input checked="" type="checkbox"/> |
| Michigan | <input checked="" type="checkbox"/> | <input checked="" type="checkbox"/> |
| Minnesota | <input type="checkbox"/> | <input type="checkbox"/> |
| Mississippi | <input type="checkbox"/> | <input type="checkbox"/> |
| Missouri | <input checked="" type="checkbox"/> | <input checked="" type="checkbox"/> |
| Montana | <input type="checkbox"/> | <input type="checkbox"/> |
| Nebraska | <input type="checkbox"/> | <input type="checkbox"/> |
| Nevada | <input checked="" type="checkbox"/> | <input checked="" type="checkbox"/> |
| New Hampshire | <input type="checkbox"/> | <input checked="" type="checkbox"/> |
| New Jersey | <input type="checkbox"/> | <input type="checkbox"/> |
| New Mexico | <input type="checkbox"/> | <input type="checkbox"/> |
| New York | <input type="checkbox"/> | <input type="checkbox"/> |
| North Carolina | <input type="checkbox"/> | <input type="checkbox"/> |
| North Dakota | <input type="checkbox"/> | <input type="checkbox"/> |
| Ohio | <input checked="" type="checkbox"/> | <input checked="" type="checkbox"/> |
| Oklahoma | <input checked="" type="checkbox"/> | <input checked="" type="checkbox"/> |
| Oregon | <input type="checkbox"/> | <input type="checkbox"/> |
| Pennsylvania | <input type="checkbox"/> | <input type="checkbox"/> |
| Rhode Island | <input checked="" type="checkbox"/> | <input checked="" type="checkbox"/> |
| South Carolina | <input type="checkbox"/> | <input type="checkbox"/> |
| South Dakota | <input type="checkbox"/> | <input type="checkbox"/> |
| Tennessee | <input checked="" type="checkbox"/> | <input checked="" type="checkbox"/> |
| Texas | <input checked="" type="checkbox"/> | <input checked="" type="checkbox"/> |
| Utah | <input checked="" type="checkbox"/> | <input checked="" type="checkbox"/> |
| Vermont | <input type="checkbox"/> | <input type="checkbox"/> |
| Virginia | <input checked="" type="checkbox"/> | <input checked="" type="checkbox"/> |
| Washington | <input checked="" type="checkbox"/> | <input checked="" type="checkbox"/> |
| West Virginia | <input type="checkbox"/> | <input type="checkbox"/> |
| Wisconsin | <input type="checkbox"/> | <input type="checkbox"/> |
| Wyoming | <input type="checkbox"/> | <input type="checkbox"/> |

19


22



National Council on Teacher Quality

1120 G Street, NW • Washington, DC 20005

Tel: 202-393-0020 Fax: 202-393-0095 Web: www.nctq.org

Follow NCTQ on Twitter  and Facebook 

NCTQ is available to work with individual states to improve teacher policies.

For more information, please contact:

Sandi Jacobs

Senior Vice President for State and District Policy

sjacobs@nctq.org

202-393-0020