





Teacher Pension Policy in Delaware

For more information about Delaware and other states' teacher retirement policies, including full narrative analyses, recommendations and state responses, see www.nctq.org/statepolicy

Delaware's pension system ratings

Sustainability	Pension system is stable and well funded.	
Flexibility	Pension system is flexible and fair to all teachers.	
Neutrality	Benefits accrue uniformly with each year of work.	
Transparency	Teachers and the public have a clear depiction of the system's standing and future health.	

 fully meets goal  nearly meets goal  meets goal in part  meets a small part of goal  does not meet goal

Snapshot of Delaware's pension system

Teacher pension system is well funded (at least 90%).	YES
Teachers have the option of a fully portable primary pension plan.	NO
Teachers vest in three years or less.	NO
Teachers leaving early can take at least a partial employer contribution with them.	NO
Teacher and employer contribution rates are reasonable.	NO
Retirement eligibility is based on age only.	NO
Pension benefits accrue in a way that treats each year of work uniformly.	NO
Future contributions required to fully amortize total pension debt are projected and reported.	YES
Contributions required to fully amortize pension debt under different discount rates are reported.	YES
The source(s) of employer contributions (e.g., state and/or school districts) are disclosed, as well as the proportion of total contributions for which each contributor is responsible.	YES
The amount of retirement contributions that are normal costs and amortization are reported.	YES
Individual teachers are provided with information that breaks out employee and employer contributions.	NO
Individual teachers are provided with information about how their benefits accrue over time.	NO

Delaware pension system characteristics

Type of plan	Defined benefit (DB)
Unfunded liabilities (percent of system funded)*	\$197,900,092 (91.6%)
Vesting period	10 years
Teacher contribution rate (percent of salary)	5%
Employer contribution rate (percent of salary)	9.6%
Basis for retirement eligibility	Age and years of service
Cost-of-living adjustments	Ad hoc
Participation in Social Security	Yes
Contributions teachers may withdraw from plans if they leave after five years	Own with interest
Policy for purchasing time for prior teaching or approved leave	Limited (prior teaching); Unlimited (approved leave)

* For states in which teachers are part of a larger public employee system, the liabilities were adjusted to reflect an estimate of the percentage of teachers in the system

For states with multiple tier teacher pension systems, this analysis applies to the tier that applies to current new teachers joining the system.