



**University of Rhode Island** The URI School of Education currently offers degree/certification programs across grades, from pre-kindergarten through twelfth, at the graduate and undergraduate levels. We have graduate certification programs in reading, special education, school library media, speech-language pathology, and school psychology, along with a master's program in adult education. Preparation for middle school and English as a Second Language (ESL) certification extensions is also offered. Our teacher education programs are focused on preparing students to take ownership of a classroom, from curriculum development to assessing and enhancing student achievement. Our programs are both nationally accredited and have full state approval, which allows reciprocity with other states when seeking teacher licensure. We surpass the standards required by providing an on-line portfolio system, field-based preparation for student teaching, and emphasis on developing strong content knowledge for teaching excellence. Students who complete our programs are well prepared and considered highly qualified by federal statute for teaching positions nation-wide.  
<http://www.uri.edu/hss/education/>

	Admission & Progression	Entering the Profession	Educating Rhode Island
2011-12 Program Completers	189	155	80
2012-13 Program Completers	200	159	36

[Hide Program Details]

Cert Area	Program Name
11585	All Grades Adapted Physical Education
11505	All Grades Library/Media
11506	All Grades Music Education
11507	All Grades Physical Education
11101	Early Childhood Education
11201	Elementary Education
11335-03	Middle Grades Chinese
11345-03	Middle Grades Chinese
11341	Middle Grades English
11331	Middle Grades English
11335-04	Middle Grades French
11345-04	Middle Grades French
11345-05	Middle Grades German
11335-05	Middle Grades German
11335-08	Middle Grades Italian
11345-08	Middle Grades Italian
11345-09	Middle Grades Latin
11335-09	Middle Grades Latin
11332	Middle Grades Mathematics
11342	Middle Grades Mathematics
11343	Middle Grades Science
11333	Middle Grades Science
11334	Middle Grades Social Studies
11344	Middle Grades Social Studies
11345-13	Middle Grades Spanish
11335-13	Middle Grades Spanish
13011	Reading Specialist/ Consultant
13002	School Psychologist
11402	Secondary Grades Biology
11405	Secondary Grades Chemistry
11406	Secondary Grades English
11411-04	Secondary Grades French
11407	Secondary Grades General Science
11411-05	Secondary Grades German
11411-08	Secondary Grades Italian
11411-09	Secondary Grades Latin
11411-03	Secondary Grades Mandarin Chinese
11408	Secondary Grades Mathematics
11409	Secondary Grades Physics
11411-12	Secondary Grades Russian
11410	Secondary Grades Social Studies
11411-13	Secondary Grades Spanish
11681	Special Education: Elementary/Middle
11781	Special Education: Middle/Secondary

**EDUCATING RHODE ISLAND:** Rhode Island is committed to ensuring every student is taught by an effective educator and every school is led by an effective building administrator. Employment data and evaluation data help paint a picture of where and how in-state program completers are influencing educational outcomes for Rhode Island's youth. [Hide Data]

**RI EMPLOYMENT**

**EDUCATOR EFFECTIVENESS**

2011-12 Completers	2012-13 Completers	Newly Hired

	189		200		1581	
	Regular	Substitute	Regular	Substitute	Regular	Substitute
Employed in RI during the 2012-13 school year	26	13	N/A	N/A	580	213
Employed in RI during the 2013-14 school year	35	6	31	7	668	111

[HIDE FAQ's]

**[How is Rhode Island educator employment data gathered?]** Employment data is based on local assignments reported via the Rhode Island Personnel Assignment System (PAS). School districts, or Local Education Associations (LEAs), are required to maintain accurate PAS reports. Rhode Island Newly Hired data is also based on LEA-reported assignments. Individuals within the newly hired total include only educators that have no reported work experience prior to the indicated school year. Program completers are included in the newly hired total.

**[What is the difference between a regular and substitute position?]** Educators in a regular position serve in a role that is not considered a substitute position and requires they hold the appropriate credential for that position.

**[Does the data track retention rates for program completers?]** No, the data does not show which completers are retained or exited. The data simply shows the total number of individuals holding Regular or Substitute positions in the school year indicated.

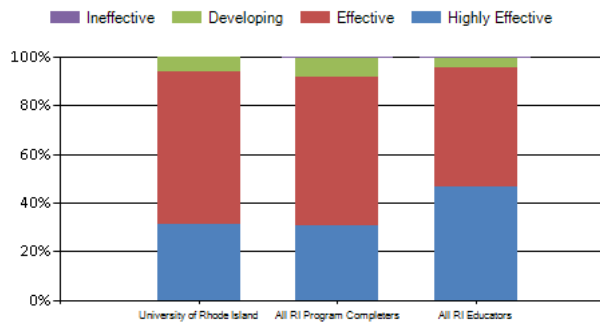
**[Which educators are included in the Newly Hired total?]** Newly Hired totals include only educators that have no reported work experience in Rhode Island public schools prior to the indicated school year.

**[What are the criteria for hiring and retention in Rhode Island?]** School districts establish their own local hiring and retention criteria.

**[Are program completers included within the Newly Hired totals?]** Program completers that meet the newly hired definition are included within the newly hired total. Program completers that are not newly hired in Rhode Island public schools are not included.

**EMPLOYMENT DETAILS** [Hide]

**RI EMPLOYMENT DETAILS:** 12-13 Employment by Certificate Area & School Accountability Levels (11-12 Completers)



[HIDE FAQ's]

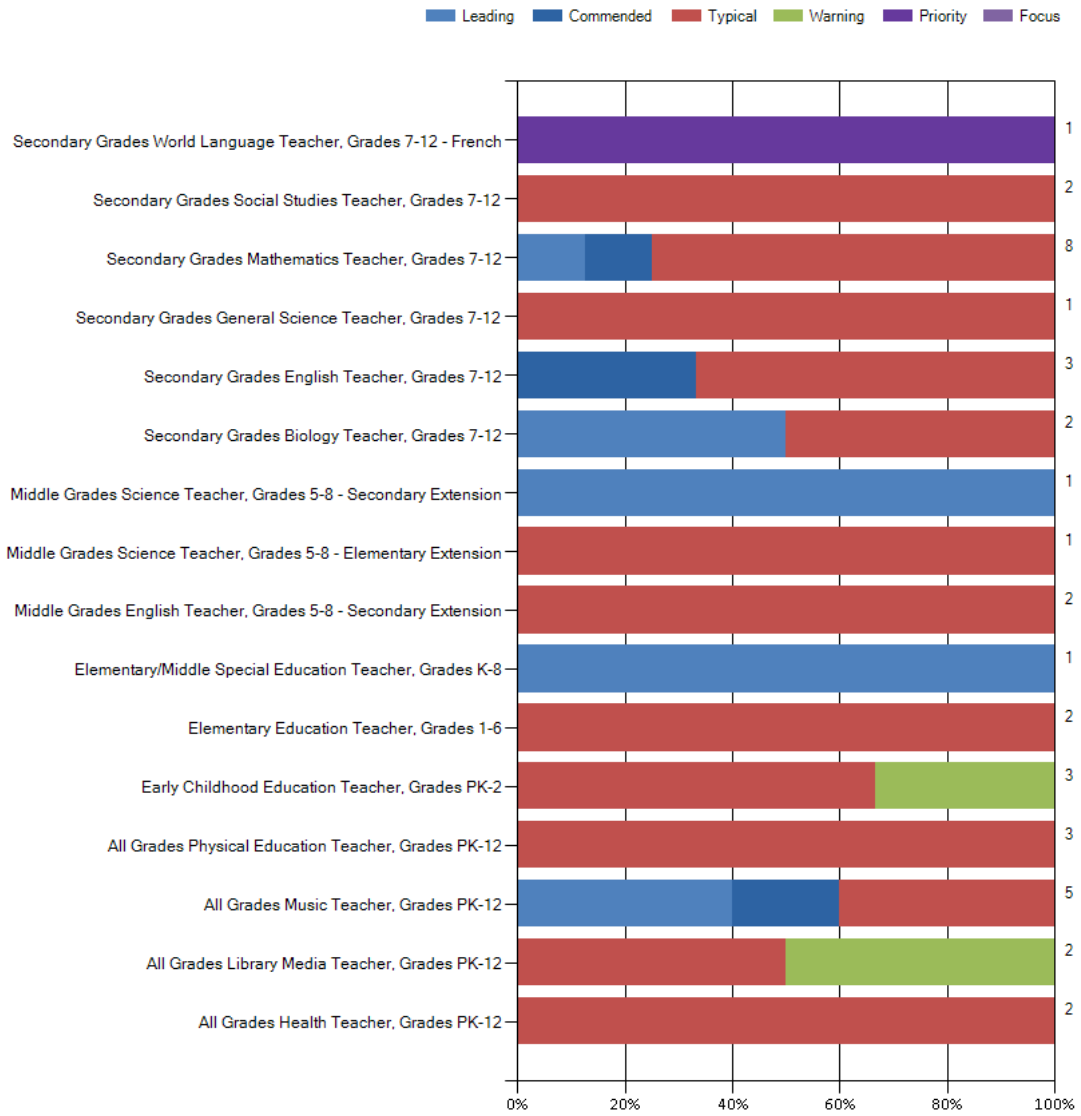
**[How is Educator Final Effectiveness Rating data reported?]** Districts are responsible for evaluating and reporting annual evaluation data for all educators to RIDE. All district evaluation models meet Rhode Island's Educator Evaluation System Standard (<http://www.ride.ri.gov/Portals/0/Uploads/Documents/Teachers-and-Administrators-Excellent-Educators/Educator-Evaluation/Ed-Eval-Standards/EdEvalStandards.pdf>).

**[Who is included in the EDUCATOR EFFECTIVENESS data?]** All educators who earned a Final Evaluation Rating are included in this data. Support Professionals are not included in the 2012-2013 totals. Future indices will include multiple years of evaluation data and data for all educators (including those serving in support professional roles). For more information on approved systems see (<https://www.ride.ri.gov/TeachersAdministrators/EducatorEvaluation.aspx>).

**[What do the Final Effectiveness Ratings mean?]**

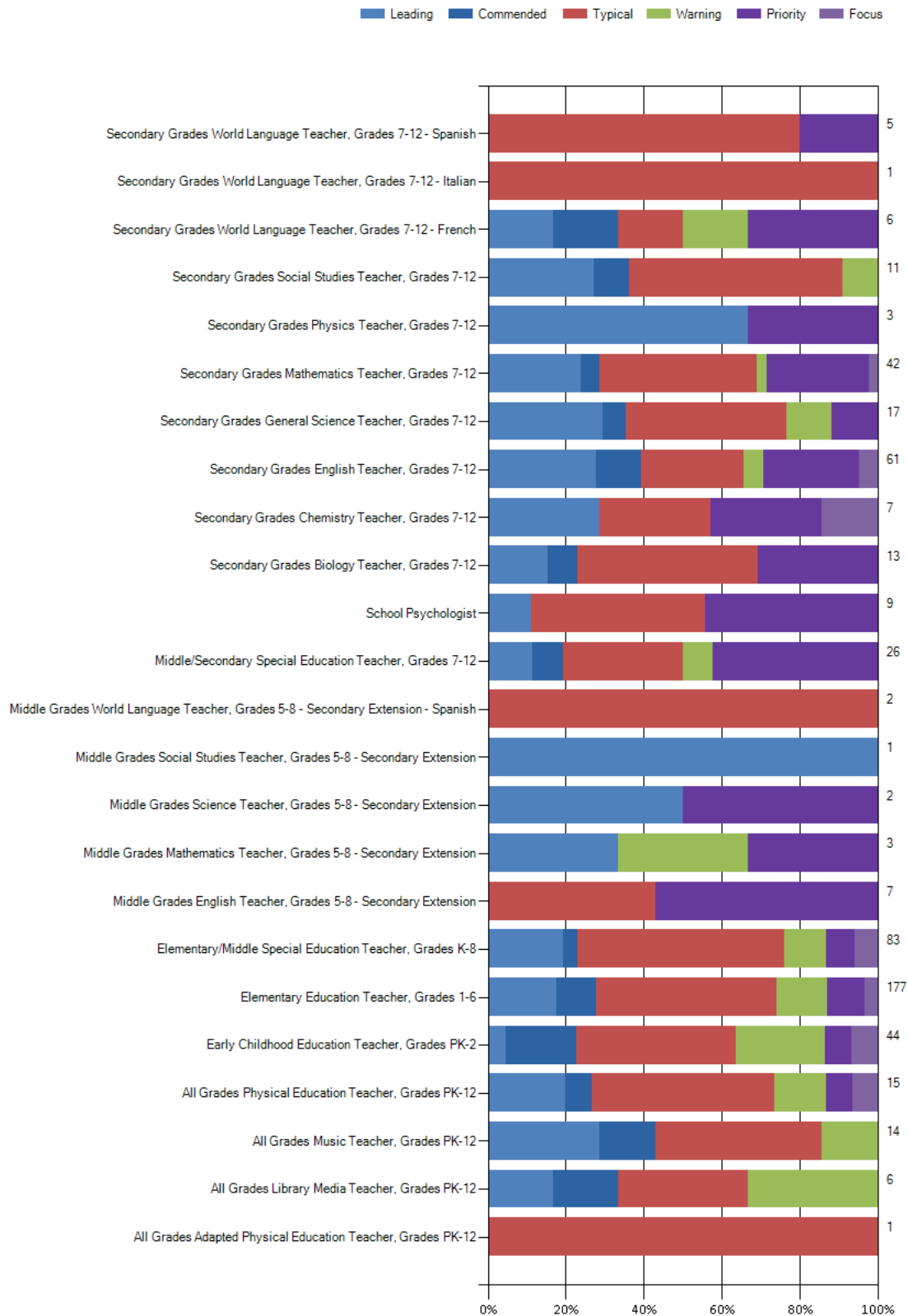
A **Highly Effective** rating indicates outstanding performance by the teacher. A teacher who earns a Highly Effective rating has a very high, positive impact on the learning of students and exhibits high-quality professional behaviors regarding teaching and professional responsibilities.  
 An **Effective** rating indicates consistently strong performance by the teacher. A teacher who earns an Effective rating has a strong, positive impact on the learning of students and exhibits high-quality professional behaviors regarding teaching and professional responsibilities.  
 A **Developing** rating indicates inconsistent performance or consistently moderate performance by the teacher. A teacher who earns a Developing rating has one aspect much weaker than the other (either impact on the learning of students or professional behaviors), or is consistently moderate in both.  
 An **Ineffective** rating indicates consistently low performance by the teacher. A teacher who earns an Ineffective rating has a low or negative impact on the learning of students and exhibits low quality professional behaviors regarding teaching and professional responsibilities.

**[Why are some preparation programs missing this information?]** Final Effectiveness Ratings are not reported for preparation programs where there are fewer than ten completers with a Final Effectiveness Rating.



[SHOW FAQs]

**RI EMPLOYMENT DETAILS:** 12-13 Newly Hired by Certificate Area & School Accountability Levels



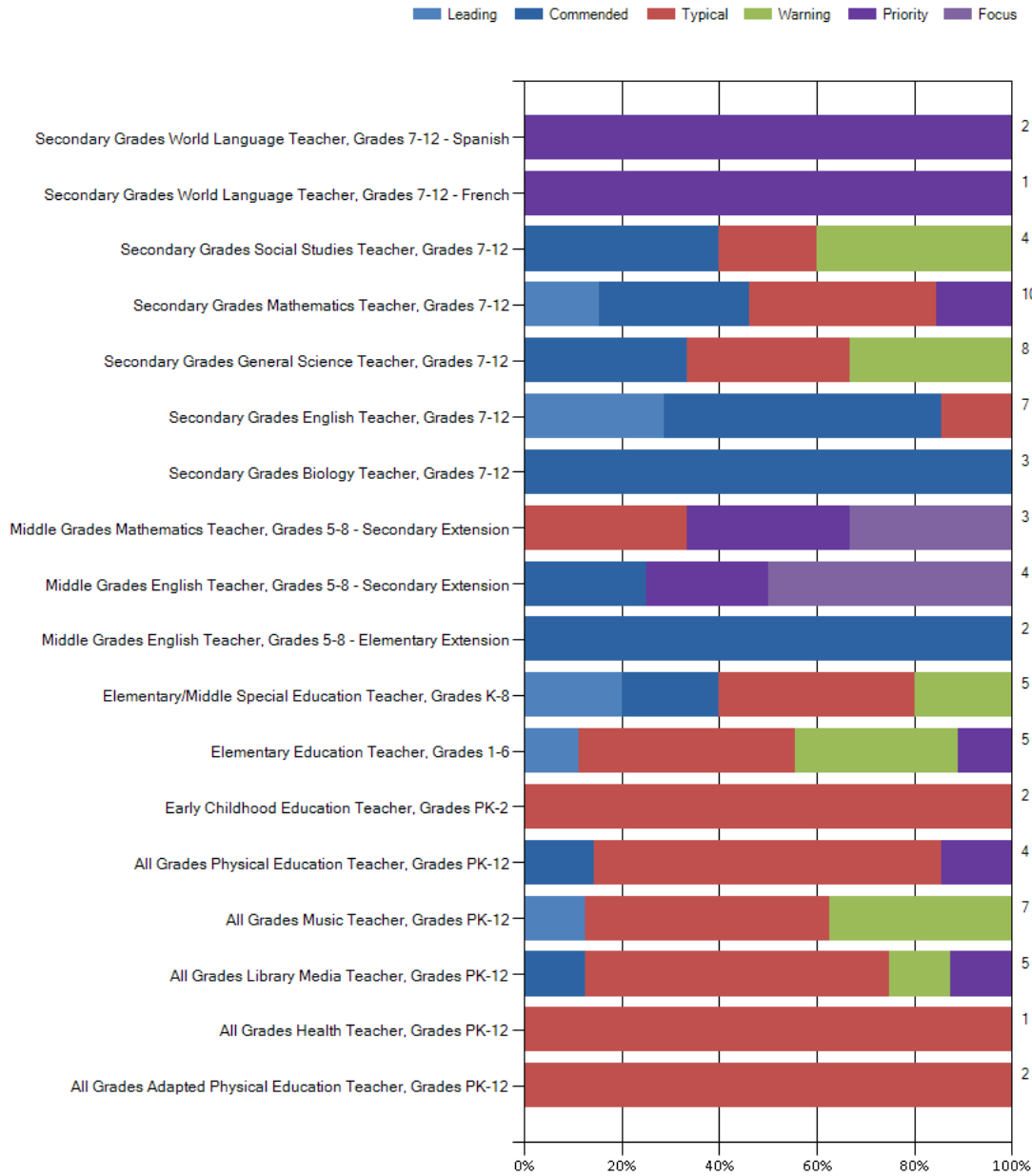
[HIDE FAQs]

**[Which educators are included in the Newly Hired total?]** Newly Hired totals include only educators that have no reported work experience in Rhode Island public schools prior to the indicated school year.

**[What is RIDE's accountability system?]** For more information on RIDE's accountability system click [here](#).

**[How is the demand determined for certification areas with an \*?]** Certification areas with an asterisk signify areas in which the Rhode Island Department of Education has historically issued emergency credentials at the request of LEAs struggling to fill open positions.

**RI EMPLOYMENT DETAILS: 13-14 Employment by Certificate Area & School Accountability Levels (11-12 Completers and 12-13 Completers)**



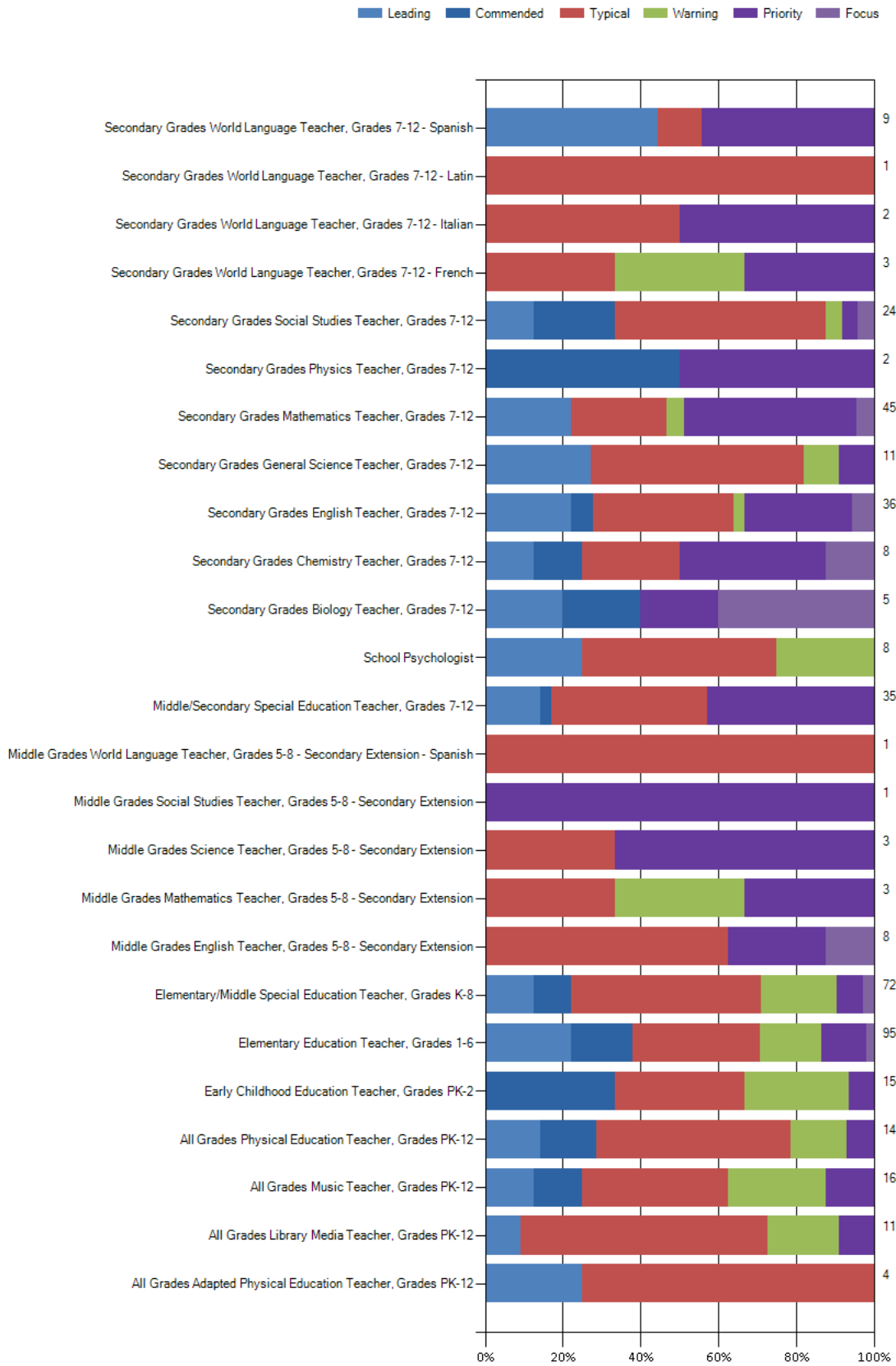
[HIDE FAQs]

**[What is RIDE's accountability system?]** For more information on RIDE's accountability system click [here](#).

**[Who is included in the 13-14 Employment by Certificate Area & School Accountability Levels and how is it organized?]** This table includes 11-12 and 12-13 completers by the Certification Area. The accountability level (eg Leading, Commended etc) is for the school year indicated.

**[How is the demand determined for certification areas with an \*?]** Certification areas with an asterisk signify areas in which the Rhode Island Department of Education has historically issued emergency credentials at the request of LEAs struggling to fill open positions.

**RI EMPLOYMENT DETAILS: 13-14 Newly Hired by Certificate Area & School Accountability Levels**



[HIDE FAQs]

**[Which educators are included in the Newly Hired total?]** Newly Hired totals include only educators that have no reported work experience in Rhode Island public schools prior to the indicated school year.

**[What is RIDE's accountability system?]** For more information on RIDE's accountability system click [here](#).

**[How is the demand determined for certification areas with an \*?]** Certification areas with an asterisk signify areas in which the Rhode Island Department of Education has historically issued emergency credentials at the request of LEAs struggling to fill open positions.

**RI EMPLOYMENT DETAILS: 12-13 LEA Employment (11-12 Completers)**

LEA Name	Total Completers Employed	Elementary	Middle	High	Other	Total Newly Hired	Elementary	Middle	High	Other
Barrington						20	9	4	6	1
Beacon Charter School						3			3	
Blackstone Academy						3			3	
Blackstone Valley Prep, A RI Mayoral Academy	1	1				46	29	18		
Bristol Warren						9	7	2		
Burrillville						9	5	1	2	1
Central Falls						14	7		7	
Chariho	2			2		24	8	6	9	1
Coventry	2			2		15	7	4	4	
Cranston	8	3		5		60	36	5	20	3
Cumberland	1	1				15	8	2	5	
Davies Career and Tech						8			8	
DCYF						2				
East Greenwich	3	1	2			27	10	10	7	
East Providence						34	21	6	6	
Exeter-West Greenwich						1	1			
Foster-Glocester						2			2	
Highlander						3	3			
International Charter						1	1			
Jamestown	1	1				7	7	2		
Johnston						5	2	2	1	
Kingston Hill Academy						1	1			
Learning Community	1	1				14	14			
Lincoln	1	1				11	6	1	4	
MET Career and Tech	2			2		17			17	
Middletown	2	1		1		9	4		5	
Narragansett						8	4	2	2	
New Shoreham	1				1	3				3
Newport						2	2	1		
North Kingstown	1	1				25	15	5	6	
North Providence						14	4	5	5	
North Smithfield	1			1		21	9	3	8	1
Northern RI Collaborative						1				
Paul Cuffee Charter Sch	1	1				15	15			
Pawtucket	2	1	1			34	16	5	13	
Portsmouth	1			1		20	8	4	9	
Providence	2	1		1		131	58	28	45	3
R.I. Sch for the Deaf						4				
Rhode Island Nurses Institute Middle College						4			4	
Scituate						4	1	2	1	
Segue Institute for Learning						13		13		
Smithfield						16	10	4	4	
South Kingstown						8	2	1	2	
The Compass School						2	2			
The Greene School						3			3	
Tiverton						8	4	1	3	
Trinity Academy for the Performing Arts						8		8		
Urban Collaborative						2			2	
Warwick	3	2	1			32	24	3	6	
West Warwick						12	6	3	2	
Westerly	3	1		2		29	14	10	6	
Woonsocket						11	1	4	5	1

[HIDE FAQ's]

**[What are criteria for hiring and retention in Rhode Island?]** School districts establish their own local hiring and retention criteria.

**[How are you defining Newly Hired in each LEA?]** Newly Hired totals include only educators that have no reported work experience in Rhode Island public schools prior to the indicated School Year. Newly Hired means that the individual was both new to the state and new to the LEA indicated.

**[Which completers are included in the 12-13 LEA Employment data?]** Only 11-12 program completers are included in the 12-13 LEA Employment data.

**RI EMPLOYMENT DETAILS: 13-14 LEA Employment (12-13 Completers)**

LEA Name	Total Completers Employed	Elementary	Middle	High	Other	Total Newly Hired	Elementary	Middle	High	Other
Achievement First Rhode Island						14	14			
Barrington						5	2	3		
Beacon Charter School						1			1	

Blackstone Valley Prep, A RI Mayoral Academy	3	2	1	48	31	17		
Bristol Warren	3	2	1	15	11	2	2	
Burrillville	1	1		6	3	1	2	
Central Falls	2	2		34	27		6	2
Chariho	2		2	20	3	7	9	2
Coventry	1		1	14	7	2	5	
Cranston	3	1	1	34	17	8	9	3
Cumberland	1	1		35	10	12	14	
Davies Career and Tech				6			6	
East Greenwich				26	4	4	18	
East Providence	2	1	1	25	16	2	7	
Exeter-West Greenwich	1		1	5		1	5	
Foster				6	6			
Foster-Glocester				1			1	
International Charter				1	1			
Jamestown	1		1	3	1	3		
Johnston				6	5			1
Learning Community				9	9			
Lincoln				39	2	5	33	
MET Career and Tech				11			11	
Middletown				5	2		3	
Narragansett				27	1	10	17	
New Shoreham				2				2
Newport				10	4	5	3	
North Kingstown	2	1	1	12	5	1	2	5
North Providence				5	3		2	
North Smithfield	1		1	24	4	5	15	
Northern RI Collaborative				1				
Paul Cuffee Charter Sch				11	11			
Pawtucket	3		2	35	8	11	16	
Portsmouth	1		1	8	4		4	
Providence	5		4	110	34	35	43	
Rhode Island Nurses Institute Middle College				2			2	
Segue Institute for Learning	1		1	8		8		
Sheila Skip Nowell Leadership Academy				7			7	
Smithfield	1		1	40	4	8	30	
South Kingstown				1		1		
The Greene School				6			6	
Tiverton	1		1	22	3	4	15	
Trinity Academy for the Performing Arts				12		12		
Urban Collaborative				3			3	
Village Green Virtual				10			10	
Warwick	2	1	1	14	5	1	6	2
West Warwick				29	3	9	19	
Westerly	1	1		23	8	8	3	4
Woonsocket				15	5	1	9	1

[HIDE FAQs]

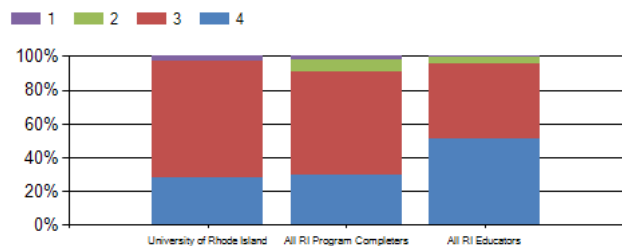
**[What are criteria for hiring and retention in Rhode Island?]** School districts establish their own local hiring and retention criteria.

**[How are you defining Newly Hired in each LEA?]** Newly Hired totals include only educators that have no reported work experience in Rhode Island public schools prior to the indicated School Year. Newly Hired means that the individual was both new to the state and new to the LEA indicated.

**[Which completers are included in the 13-14 LEA Employment data?]** Only 12-13 program completers are included in the 13-14 LEA Employment data.

**EFFECTIVENESS DETAILS** [Hide]

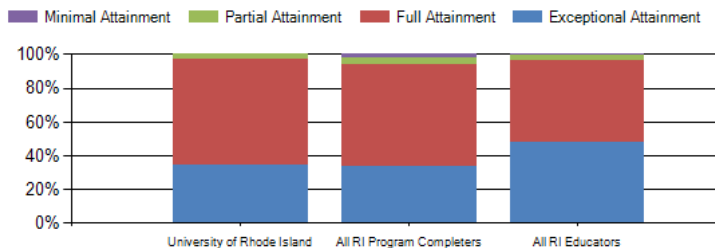
**EDUCATOR EFFECTIVENESS: 12-13 Professional Practice & Professional Foundations (11-12 Completers)**



[HIDE FAQs]

**[How is an educator's Professional Practice & Professional Responsibilities assessed and scored?]** Professional Practice & Professional Responsibilities are assessed through a combination of observation and artifact review. They are scored using rubrics.

**EDUCATOR EFFECTIVENESS: 12-13 Student Learning (11-12 Completers)**



[HIDE FAQs]

**[How is an educator's impact on student learning assessed and scored?]** An educator's impact on Student Learning is assessed using Student Learning Objectives (SLO). More information regarding the SLO process can be found here (<http://www.ride.ri.gov/TeachersAdministrators/EducatorEvaluation.aspx>)

**[Who is included in the student learning data?]** All educators who earned a Final Evaluation Rating are included in



**[Who is included in the Professional Practice & Professional Foundations data?]** All educators who earned a Final Evaluation Rating are included in this data. Support Professionals are not included in the 2012-2013 totals. Future indices will include multiple years of evaluation data for all educators (including those serving in support professional roles). For more information on approved systems see <https://www.ride.ri.gov/TeachersAdministrators/EducatorEvaluation.aspx>.

**[Who is included in the Professional Practice & Professional Foundations data?]** All educators who earned a Final Evaluation Rating are included in this data. Support Professionals are not included in the 2012-2013 totals. Future indices will include multiple years of evaluation data for all educators (including those serving in support professional roles). For more information on approved systems see <https://www.ride.ri.gov/TeachersAdministrators/EducatorEvaluation.aspx>.

**ENTERING THE PROFESSION:** Rhode Island insists on a high bar for incoming educators and collaborates with programs to ensure there is a strong supply of student and school ready professionals. Certification requirements ensure only strong candidates serve in Rhode Island schools and also align licensure with student achievement. [Hide Data]

	11-12 Completers	12-13 Completers
Total Completers	189	200
Total RI Certified Completers	155	159

[HIDE FAQS]

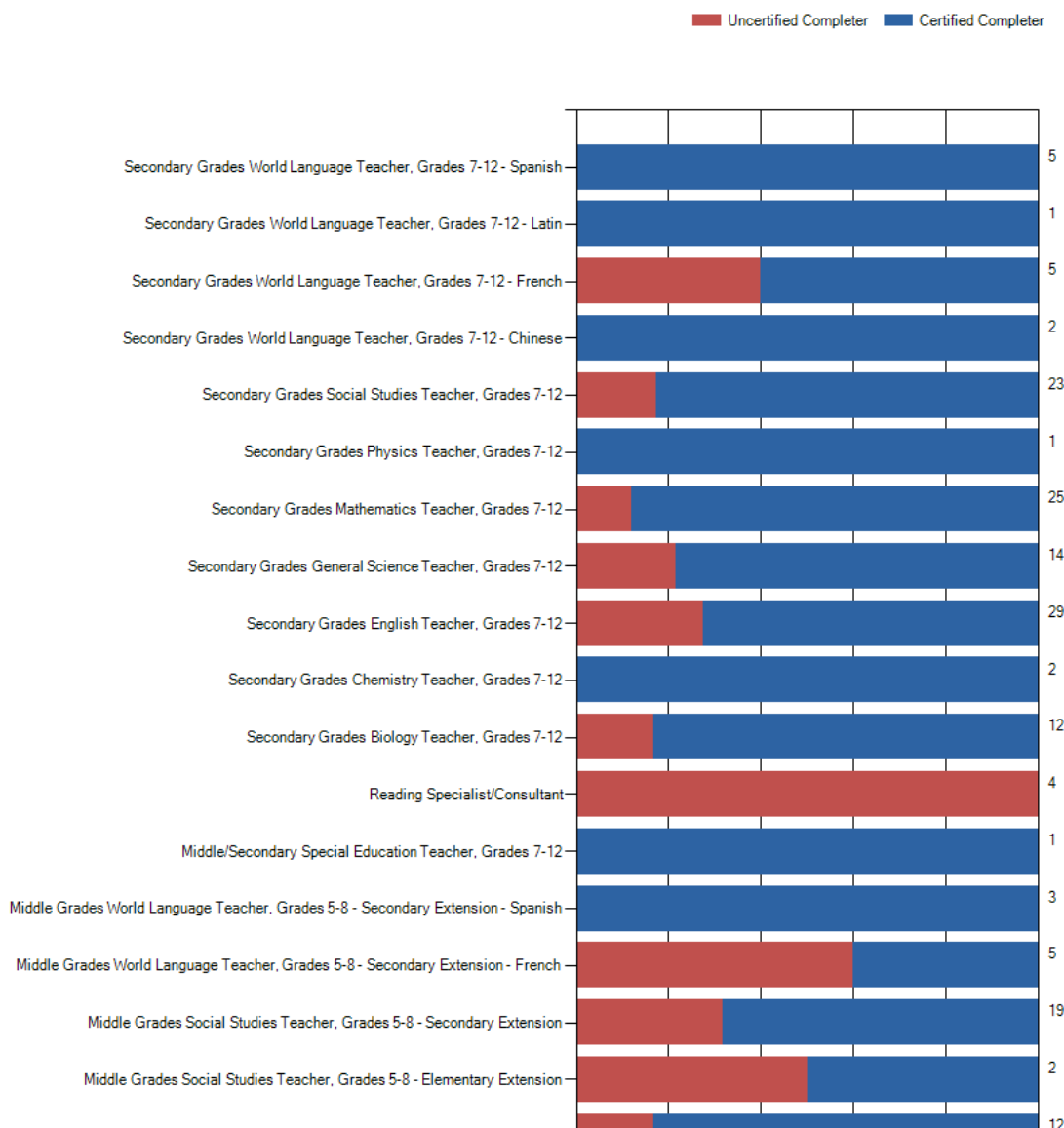
**[How is certification data gathered?]** The Rhode Island Department of Education's certification system houses information on all certified Rhode Island educators.

**[When is certification data generated?]** The Rhode Island Department of Education's certification system is updated on a daily basis and includes all educators certified as of the current day.

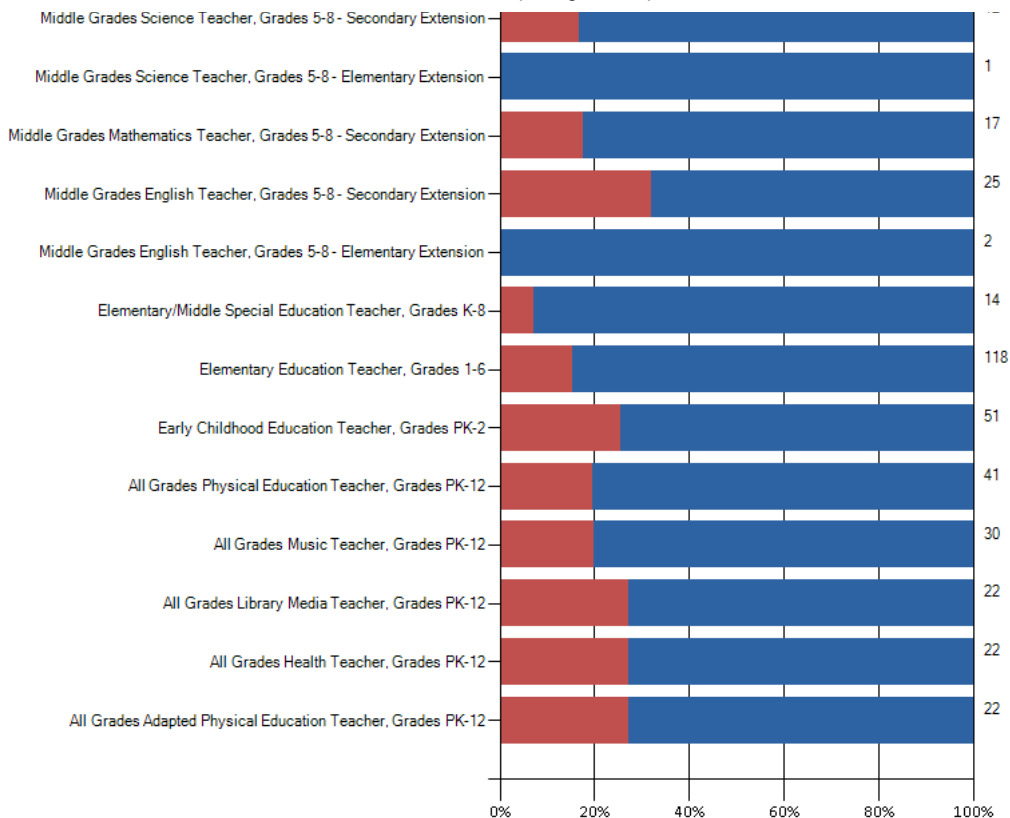
**[What are the requirements for certification in Rhode Island?]** Licensure requirements differ by certification area. More information may be found [here](#)

**CERTIFICATION DETAILS** [Hide]

**RI CERTIFIED COMPLETERS: Program Completer and Certification Areas by Certification Area (11-12 and 12-13 Completers)**



Educator Prep Program Report Card



[HIDE FAQs]

**[How is certification data gathered?]** The Rhode Island Department of Education's certification system houses information on all certified Rhode Island educators.

**[When is certification data generated?]** The Rhode Island Department of Education's certification system is updated on a daily basis and includes all educators certified as of the current day.

**[What are the requirements for certification in Rhode Island?]** Licensure requirements differ by certification area. More information may be found [here](#)

**RI CERTIFIED COMPLETERS: Certification Test Data (11-12 Completers)**

Assessment	Code	Test Takers	Test Passers	Test Pass Rate	Statewide Pass Rate	Provider Average Score	Statewide Average Score
ELEM ED CONTENT AREA EXERCISES	ETS0012	52	52	100	100	157	159
ELEM ED CONTENT KNOWLEDGE	ETS0014	60	60	100	100	163	166
EDUCATION OF YOUNG CHILDREN	ETS0021	30	30	100	100	185	184
EARLY CHILDHOOD CONTENT KNOWLEDGE	ETS0022	30	30	100	100	177	178
PRINC LEARNING AND TEACHING K-6	ETS0522	13	13	100	100	174	174
PRINC LEARNING AND TEACHING 7-12	ETS0524	58	58	100	100	179	179
PRINC LEARNING AND TEACHING K-6 II	ETS0622	21	21	100	100	173	177
PRINC LEARNING AND TEACHING 7-12 II	ETS0624	16	16	100	100	172	178

[HIDE FAQs]

**[How is certification test data generated for this report?]** Test data was submitted by each program for their 11-12 program completers for annual HEA Title II reporting.

**[When is certification data generated?]** The Rhode Island Department of Education's certification system is updated on a daily basis and includes all educators certified as of the current day.

**[What are the requirements for certification in Rhode Island?]** Requirements including specific certification tests and passing scores are found [here](#)

**RI CERTIFIED COMPLETERS: Certification Test Data (12-13 Completers)**

Assessment	Code	Test Takers	Test Passers	Test Pass Rate	Statewide Pass Rate	Provider Average Score	Statewide Average Score
ELEM ED CONTENT AREA EXERCISES	ETS0012	4	N/A	N/A	N/A	N/A	N/A
ELEM ED CONTENT KNOWLEDGE	ETS0014	74	74	100	99	163	165
EDUCATION OF YOUNG CHILDREN	ETS0021	27	27	100	100	183	183
EARLY CHILDHOOD CONTENT KNOWLEDGE	ETS0022	27	27	100	100	176	177
PRINC LEARNING AND TEACHING 7-12	ETS0524	13	13	100	100	176	177
PRINC LEARNING AND TEACHING K-6 II	ETS0622	98	98	100	100	173	176
PRINC LEARNING AND TEACHING 7-12 II	ETS0624	62	62	100	99	172	177

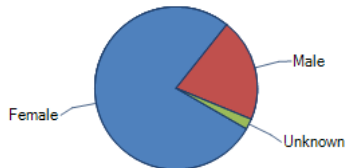
[HIDE FAQs]

**[How is certification test data generated for this report?]** Test data was submitted by each program for their 11-12 program completers for annual HEA Title II reporting.

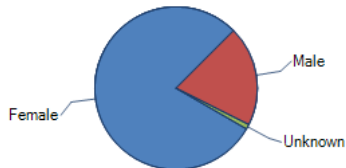
**[When is certification data generated?]** The Rhode Island Department of Education's certification system is updated on a daily basis and includes all educators certified as of the current day.

[What are the requirements for certification in Rhode Island?] Requirements including specific certification tests and passing scores are found [here](#)

**RI CERTIFIED COMPLETERS: Demographic Info (11-12 Completers)**



(This IHE)



(All IHEs)

Race/Ethnicity	Count
Hispanic	2
Unknown	182
White	6

(This IHE)

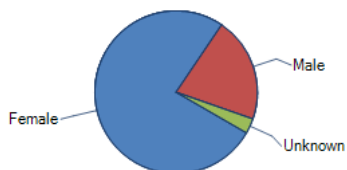
Race/Ethnicity	Count
Hispanic	17
Unknown	708
White	16

(All IHEs)

[HIDE FAQs]

[How is demographic information collected for Rhode Island certified completers] Individuals applying for certification in Rhode Island answer questions within their certification application.

**RI CERTIFIED COMPLETERS: Demographic Info (12-13 Completers)**



(This IHE)



(All IHEs)

Race/Ethnicity	Count
Asian	1
Unknown	131
White	69

(This IHE)

Race/Ethnicity	Count
Asian	3
Black or African American	1
Hispanic	20
Unknown	581
White	179

(All IHEs)

[HIDE FAQs]

[How is demographic information collected for Rhode Island certified completers] Individuals applying for certification in Rhode Island answer questions within their certification application.

**ADMISSION & PROGRESSION:** Rhode Island's preparation providers set a high bar for admission. Providers continuously monitor the growth of their students and demonstrate responsibility for the quality of candidates by maintaining focus on this quality goal during all phases of their programs. [Hide Data]

**GPA AT ADMISSION**

	Minimum GPA Required	Median GPA of Accepted Individuals
Undergraduate	2.5	3.3
Postgraduate	3.0	3.4

[HIDE FAQs]

[What is the source of the GPA data?] GPA data is from the 2013 HEA Title II report. For additional information regarding the HEA Title II report see <https://title2.ed.gov/Public/Home.aspx>

**GPA AT COMPLETION**

	Minimum GPA Required for Completion	Median GPA of Completers
Undergraduate	2.5	3.4
Postgraduate	3.0	3.6

[HIDE FAQs]

[What is the source of the GPA data?] GPA data is from the 2013 HEA Title II report. For additional information regarding the HEA Title II report see <https://title2.ed.gov/Public/Home.aspx>

For help, questions or comments regarding the Educator Preparation Index, please submit a ticket to the help desk at [support.ride.ri.gov](http://support.ride.ri.gov).